LC AND LC/MS

Your Essential Resource for Columns & Supplies

The Measure of Confidence

Agilent Technologies

LC AND LC/MS

Maximize system performance and produce quality results time after time

Agilent HPLC columns and supplies are designed, tested, and manufactured with the same attention to detail you expect from Agilent instruments. That means your LC or LC/MS system will deliver superior qualitative and quantitative results, consistent reproducibility and reliability, and ultra high-sensitivity detection.

LC and LC/MS supplies

- LC capillaries ensure tight, leak-free connections to protect the integrity of your LC flow path from raw sample to analytical results
- LC pumps include isocratic, binary, quaternary, capillary and preparative; All key components can be accessed by simply removing the front cover
- From small- and large-volume injection, to multi-phase sampling, Agilent autosamplers help you process samples more quickly and generate better data
- Fraction collectors allow you to collect only the peaks you want, and are ideal for applications such as prep HPLC and protein/peptide purification

The ZORBAX LC column family

From research... to leading-edge method development... to routine quality assurance... Agilent ZORBAX and Poroshell HPLC columns are optimized for high throughput analysis, and feature the sensitivity, accuracy, and reliability that demanding applications require. Other advantages include:

- A wide selection of chemistries, including Eclipse Plus, Eclipse XDB, StableBond, Extend, Bonus-RP, HILIC and more
- Superior flexibility and scalability with a wide range of particle sizes (1.8, 3.5, 5, and 7 µm) and column dimensions
- Individual column performance reports that document column-to-column and lot-to-lot reproducibility
- Superior particle strength, even with demanding high-pressure applications

Table of Contents

Agilent Solutions, Services and Support **2**

Featured Products **6**

Agilent Parts and Supplies

- General LC Supplies **11**
- LC Capillaries **16**
- Fittings and Unions **22**
- Pump Supplies **47**
- Autosampler Supplies **61**
- Fraction Collector Supplies **68**
- Valve Supplies **72**
- Thermostatted Column Compartment Suppplies **82**
- Detector Supplies **89**
- Bio-inert Quaternary LC Supplies **101**
- LC/MS Supplies **103**

Agilent CrossLab LC Parts and Supplies **112**

- Product Introductions **112**
- Supplies for Waters HPLC Systems **137**
- Supplies for Shimadzu HPLC Systems **150**
- Supplies for Dionex HPLC Systems **157**
- Supplies for CTC Analytics HPLC Autosamplers **169**

CE and CE/MS **170**

- Solution Kits **170**
- Capillaries **178**
- Instrument Parts and Supplies **191**
- Troubleshooting **201**

Columns for Small Molecule Separations **204**

- HPLC Column Selection **206**
- Fast Columns for Reversed-Phase HPLC/UHPLC **227**
- Columns for Reversed-Phase Analytical HPLC **247**
- Columns for Preparative HPLC **311**
- Columns for Other HPLC Techniques **323**
- Agilent Specialty Particles **347**
- Appendices **343**

Columns for Biomolecules **350**

- Biocolumn Selection Guidelines **354**
- Biomolecule Separations **353**
- UHPLC/HPLC Techniques **364**
- Method Development **444**
- Capillary and Nano Columns **452**
- MicroBore Columns **461**
- Purification – Prep HPLC **464**
- Appendices **477**

Columns and Standards for GPC/SEC **488**

- GPC/SEC Columns **490**
- Polymer Standards **530**

Applications **552**

- BioPharmaceutical **552**
- Chemical/Industrial **580**
- Environmental **583**
- Food and Consumer Products **594**
- Pharmaceutical **611**

Indices **644**

Ordering Information **667**

PUT MORE THAN 40 YEARS OF RELENTLESS INNOVATION BEHIND YOUR EVERY RESULT

By continually raising the standards for technologies that support your routine analyses, Agilent's R&D efforts have led to breakthroughs such as:

- **New GC columns** that help you achieve higher levels of inertness and column-to-column reproducibility
- **LC column choices** that deliver the sensitivity and reliability you need for demanding applications
- **Cutting-edge sample preparation products** that promote reliable extraction and concentration
- **Fresh atomic and molecular spectroscopy ideas** for identifying and confirming targets and unknowns

Longtime Agilent customers have experienced our commitment firsthand. And now, we look forward to demonstrating how Agilent's approach to relentless innovation can work to your advantage, too.

CHEMICAL ANALYSIS SOLUTIONS

Food

From high-volume screening of vegetables for large numbers of pesticides to rapid identification of pathogens, Agilent understands the analytical needs of food producers, shippers, and regulators. When a new toxin appears, we deploy substantial resources to quickly help customers develop robust and reliable methods. Agilent's leading separations, mass spectrometry, and spectroscopy solutions are emerging as valuable food testing techniques.

Environmental

Agilent offers more than 40 years of environmental testing and regulatory expertise. We help government and private labs with the full range of assays, from routine testing of soils for heavy metals to detection of pharmaceuticals in groundwater, in concentrations down to parts per trillion.

Energy and Fuels

Agilent collaborates closely with process industry customers to offer analytical systems that meet their needs for separation, detection, throughput, and support. We'll even preconfigure custom or standard analyzers so they arrive at the lab ready-to-go. Agilent's expertise in both chemical analysis and life science is a powerful combination for researching and producing biofuels, including a wide range of analytical techniques for fatty acid methyl esters (FAMEs). Our newly-expanded portfolio also offers powerful tools for developing and producing photovoltaic films and solar panels.

Forensics

Because the careers of world class athletes and many other individuals hinge on drug testing, it's critical that those doing the testing have the highest level of confidence in the results. Forensics analysts worldwide have grown to depend on Agilent tools for accuracy, reliability, and speed in this high stakes, high-throughput field. Our best selling GC, GC/MS and popular LC and LC/MS are workhorses in forensics labs.

Traditional Lab Informatics

The ways labs generate and store data profoundly affect their efficiency. Agilent offers a rich, integrated suite of software products built on a set of customer-driven architectural values with the Agilent OpenLAB Laboratory Software Suite. OpenLAB delivers superior performance, open systems integration and investment protection. Our commitment is to deliver more value across each step in the life cycle of scientific data – from data collection and analysis to interpretation and management.

Materials Science

Agilent offers a newly expanded portfolio of instruments used for the research, manufacturing and testing of advanced materials, from precision optics to pulp, paper and polymers. Tools for chromatography, atomic absorption spectroscopy, molecular spectroscopy, X-ray crystallography, and nuclear magnetic resonance all support continuous progress in materials science.

LIFE SCIENCE SOLUTIONS

Biopharmaceutical

As "multi-omics" studies gain momentum in the search for new therapeutics, Agilent is uniquely positioned to provide the instruments, reagents, and powerful software needed for performing experiments in multiple disciplines and combining the massive amounts of data into biological insight.

Pharmaceutical

Drug manufacturing requires the accuracy, sensitivity and high throughput of other analytical applications, along with the demands of regulatory record-keeping and validation requirements. Agilent provides a potent combination of rugged, high-throughput tools and unmatched compliance services. Agilent now offers the market-leading family of dissolution apparatus and sampling systems that pair perfectly with our HPLC and UV systems.

Proteomics

Research into how large sets of proteins affect the health of an organism requires special sets of analytical tools. Agilent has built a formidable arsenal of liquid chromatograph/mass spectrometers, bioinformatics systems, multiple affinity protein removal columns, and OFFGEL electrophoresis for protein identification and protein biomarker discovery. Accurate-Mass mass spectrometry and the microfluidic HPLC-Chip/MS are two Agilent innovations speeding the work of proteomics researchers around the globe.

Metabolomics

Collections of small molecules are increasingly being seen as rich sources of biomarkers, but studying metabolites presents many challenges. The need for speed, accuracy, and powerful interpretation capabilities in looking at chemical profile snapshots is underscored because molecules are constantly entering, leaving or changing within the metabolome. Agilent's GC, LC, NMR and MS portfolios, along with our excellent bioinformatics offerings, user-customizable METLIN metabolite database for LC/MS, and the industry's first commercial GC/MS retention time locked metabolite library align well with needs of metabolomics researchers.

Genomics

Agilent is a global leader in microarrays, scanners, and reagents used in a wide variety of genomic-based disease research experiments. Our SureSelect Target Enrichment System dominates the category, streamlining next generation sequencing studies worldwide. Agilent offers a wide range of catalog microarrays and a highly-developed capability to produce custom arrays featuring ink jet-based SurePrint fabrication and the eArray on-line design tool. All Agilent microarrays feature highly sensitive, selective 60-mer probes. With as many as eight arrays printed on a standard 1 x 3 in slide, the cost per experiment becomes very affordable.



Life Science Informatics

Mirroring its extensive instrument portfolio, Agilent offers the industry's most extensive suite of bioinformatics software, helping users derive knowledge from complex genomic, proteomic, metabolomic and other biological data. This includes DNA Analytics for analyzing CGH, ChIP and methylation microarray data. The GeneSpring suite includes informatics software for microarray-based gene expression data, genotyping data, and GeneSpring MS, which are useful for analyzing mass spec data from proteomics and metabolomics experiments and comparing complex datasets to explore biological questions from multiple perspectives.

Lab Automation

To meet the skyrocketing demand for more throughput and automation, Agilent has substantially expanded its lab automation offerings. The Agilent line of liquid handlers and microplate processors are designed to streamline high-volume life science workflows. Agilent is also continually upgrading its advanced autosamplers for LC, GC, LC/MS and GC/MS, adding functionality and speed to reflect the performance of its advanced instruments.

Vacuum Technology

Agilent works with customers to solve vacuum challenges from experiments in high-energy physics to developing systems for producing flat panel displays. Agilent manufactures vacuum systems used in its own mass spectrometry instruments as well as those of other manufacturers. Agilent's vacuum technology has been proven by the most powerful physics experiment ever built, CERN's Large Hadron Collider machine, which was used in the discovery of the Higgs boson particle.

Get the Agilent Service Guarantee

Should your instrument require service while covered by an Agilent service agreement, we guarantee repair or we will replace your instrument for free.

No other company offers this level of commitment to keep your lab up and running at peak efficiency.

Laboratory decision makers and users ranked Agilent as their first choice for general laboratory compliance services.

Agilent Service and Support for Instrument Systems

Focus on what you do best

For over 40 years, Agilent has been building and maintaining the instruments you count on to stay competitive and successful. Trust us to protect your investment with a broad portfolio of services, backed by a global network of experienced service professionals dedicated to the productivity of your lab.

Agilent Advantage Service Plans

The best service available for your Agilent instruments

Agilent offers a flexible range of service plans so that you can choose the level of coverage that is best for your lab.

- **Agilent Advantage Gold** – Priority-one coverage for ultimate uptime and productivity
- **Agilent Advantage Silver** – Comprehensive coverage for dependable laboratory operations
- **Agilent Advantage Bronze** – Total repair coverage at a fixed annual price
- **Agilent Repair Service** – Basic coverage for reliable instrument repair

Agilent Advantage service plans include Agilent Remote Advisor for real-time remote monitoring and diagnostics. Through secure internet connections, you can interact with Agilent service professionals, receive detailed asset reports, and configure text or email alerts to notify you before problems occur – helping you to maximize instrument uptime and optimize laboratory workflows.

Agilent Compliance Services

Equipment qualification that meets the most stringent requirements

Enterprise Edition Compliance was developed to streamline compliance across your entire lab. Used globally in regulated labs, including standards organizations and regulatory agencies, Enterprise Edition enables you to:

- Improve qualification efficiency by automating protocols across platforms to ensure greater efficiency and minimize regulatory risk
- Standardize your entire compliance operation with robust test designs that work with all your instruments
- Add, remove or reconfigure tests based upon your unique user requirements
- Significantly reduce staff review time with consistently formatted, computer generated, tamper-proof reports

Agilent Education and Consulting Services

Our best minds, working for you

Make the most of your instrument with training and consulting from the same experts who designed the instruments, software and processes you use every day.

- Classroom and on-site training in instrument operation, troubleshooting and maintenance
- Customized consulting services to meet your lab's unique needs

The Agilent Value Promise – 10 Years of Guaranteed Value

In addition to continually evolving products, we offer something else unique to the industry – our 10-year value guarantee. The Agilent Value Promise guarantees you at least 10 years of instrument use from your date of purchase, or we will credit you with the residual value of the system toward an upgraded model. Not only does Agilent ensure a reliable purchase now, but we also ensure that your investment is just as valuable in the future.

For more detailed information,
please go to **www.agilent.com/chem/services**
or contact your local Agilent Services and Support representative.

Technical Support at work for you

Have a hardware, software, application, instrument repair or troubleshooting question? Agilent's technical experts are available to answer your questions. With years of laboratory experience, our technical support specialists can provide in-depth knowledge and experience.

For questions pertaining to supplies found in this catalog, contact your local Agilent office or Authorized Agilent Distributor or visit **www.agilent.com/chem/techsupport**

Need more information?

Visit **www.agilent.com/chem/contactus** to:

- Locate your nearest Agilent office or distributor for expert technical support.
- Get fast sales and product assistance by phone. Simply use the scroll-down menu to select your country.
- Receive email assistance using our convenient online forms.

A Portfolio of Analytical LC Solutions to Match Any Application or Budget

Agilent offers a comprehensive portfolio of solutions for analytical LC that give you uncompromised chromatographic performance while remaining within the confines of your budget. Whatever your application requires – now or in the future – common technology across the portfolio helps you increase laboratory productivity and decrease operational costs. And because it's from Agilent, you get everything you expect from a chromatography leader with over 40 years of innovative contributions to LC and LC/MS technology.

Agilent 1290 Infinity LC – Infinitely more powerful

With binary and quaternary pump options, The Agilent 1290 Infinity LC is not only the most powerful but also the most adaptive UHPLC system available. No matter what your laboratory requires, the 1290 Infinity LC can handle the widest range of applications. And, with Agilent's Intelligent System Emulation Technology (ISET) built in, you can execute any legacy HPLC or latest UHPLC method for faster method development or instrument-to-instrument method transfer.

Agilent 1260 Infinity LC – Infinitely more confident

The Agilent 1260 Infinity LC raises the standard in HPLC – without raising the price. It offers new levels of productivity, data quality and robustness to give you highest confidence in your investment. With 600 bar standard pump pressure, 80 Hz standard detector speed and up to 10 times higher UV detection sensitivity, the 1260 Infinity LC prepares you for today's and tomorrow's challenges.

Agilent 1220 Infinity LC – Infinitely more affordable

The Agilent 1220 Infinity LC is a high quality, integrated system for routine HPLC and advanced UHPLC analysis, for maximum return on investment. Take advantage of the 600 bar power range up to 5 mL/min and 80 Hz detector speed and prepare your lab to take advantage of latest advances in LC column technology.

Low-flow LC Solutions with Unmatched Performance and Stability

Low-flow LC separation with high sensitivity detection and low sample consumption is a well-established and proven technology. The low-flow technique is used frequently for applications where limited amounts of sample are available, for analysis of trace level components in complex mixtures, or when an optimized LC/MS combination is required. The Agilent 1260 Infinity Low-flow LC systems offer unsurpassed low-flow performance and stability.

Agilent 1260 Infinity Capillary LC System

Using a unique technology, the Agilent 1260 Infinity Capillary LC System is optimized for capillary LC. A wide range of flow rates expands laboratory flexibility, offering unparalleled sensitivity and reproducibility. The system is ideally suited for both UV and MS applications.

Agilent 1260 Infinity Nanoflow LC System for MS

Nanoflow LC is widely used for high resolution separations and high sensitivity MS detection. The Agilent 1260 Infinity Nanoflow LC System incorporates Agilent's unique Electronic Flow Control (EFC) with active feedback and real time flow adjustment for constant flow delivery to the column independent of system backpressure. After its first introduction with Agilent capillary and nanoflow pumps, EFC with real time flow control is the gold standard for reliable and robust nanoflow performance.

Agilent 1260 Infinity HPLC-Chip/MS System

The Agilent 1260 Infinity HPLC-Chip/MS System is a microfluidic chip-based technology for nanospray LC/MS. Combined with the high performance Agilent 6000 MS systems, the HPLC-Chip II for LC/MS offers even more overall robustness, reliability and ease-of-use. Applications include proteomics and small molecule analysis. A custom chip program delivers customized success.

Agilent 6000 Series LC/MS Solutions

A comprehensive portfolio of LC/MS instrumentation with exceptional MS performance, spectral quality, and productive data analysis tools to address a full range of qualitative and quantitative applications and match your budget.

Agilent 6100 Series Single Quadrupole LC/MS Systems

Unprecedented performance and reliability, day-after-day

The Agilent 6100 Series Single Quadruple systems deliver superior MS data quality in an easy-to-use, space-saving package. With configurations to fit all budgets, the industry's most popular single-quad LC/MS complements your existing LC detectors and integrates seamlessly with Agilent's ChemStation LC control. The 6100 Series Single Quadrupole LC/MS provides complementary information to ultraviolet diode array detection (UV-DAD).

Agilent 6120 – Budget friendly and very easy to use – with Agilent's 1220 Infinity LC, a perfect workhorse addition for labs just getting into LC/MS.

Agilent 6130 – Flexible, high performance solution ideal for any quantitation application with 3,000 amu mass range and 1 pg sensitivity – now compatible with Agilent Jet Stream Technology.

Agilent 6150 – Unsurpassed data quality for UHPLC and high-throughput screening and qualitative applications, with faster scan speed (10K amu/s) and the power of Agilent Jet Stream Technology.

Agilent 6200 Series Accurate-Mass TOF LC/MS Systems

Unmatched confidence of Ultra High Definition Time-of-Flight (TOF) technology

The Agilent 6200 Series TOF systems deliver unmatched speed, mass accuracy and resolution performance in a compact benchtop design. Superior data quality offers certainty for screening, identification and quantitative studies.

Agilent 6224 – Affordable and easy-to-use instrument with <2 mg/L mass accuracy and 20,000 resolution for routine analysis of a wide variety of molecules such as pesticides, pharmaceuticals, peptides and intact proteins.

Agilent 6230 with Agilent Jet Stream Technology – Offers 5-10x more sensitivity for confident screening of compounds at low concentration.

Agilent 6400 Series Triple Quadrupole LC/MS Systems

Clearly better sensitivity gives better results

The Agilent 6400 Series Triple Quadrupole systems offer unmatched sensitivity and reliability for trace analysis in food safety, environmental samples, biomarker validation, and ADME/DMPK studies for drug candidates. Powered by Agilent MassHunter software, with Optimizer to automatically fine tune parameters for ion transitions, the 6400 Series Triple Quadruple systems offer simplified method development to achieve outstanding results.

Agilent 6420 – Economical, easy to use, with Agilent 1260 Infinity LC, a perfect workhorse instrument for labs with basic needs for quantitative capabilities.

Agilent 6430 – Offers added sensitivity to achieve outstanding performance for most assays.

Agilent 6460 with Agilent Jet Stream Technology – Provides dramatically improved sensitivity for your most demanding quantitative applications.

Agilent 6490 – Incorporates the revolutionary iFunnel technology to give ultimate sensitivity for the most challenging quantitative analyses in pharmaceutical, clinical, food safety, and environmental applications.

Agilent 6500 Series Accurate-Mass Q-TOF LC/MS Systems

Ultra high definition MS/MS, uncompromised performance

The Agilent 6500 Series Q-TOF systems deliver an unmatched combination of mass accuracy, mass resolution, sensitivity, dynamic range and speed. With best-in-class MS and MS/MS mass accuracy, they provide the capabilities you need to profile, identify, characterize, and even quantify samples as diverse as drug impurities, endogenous metabolites, and protein biomarkers.

Agilent 6520 – Easy-to-use instrument for routine analysis of a wide range of compounds day in and day out.

Agilent 6530 with Agilent Jet Stream Technology – Provides 5-10x more sensitivity for screening of low level compounds.

Agilent 6538 – Provides enhanced resolution in a bench top instrument for confident characterization of complex samples.

Agilent 6540 with Agilent Jet Stream Technology – Combines the highest levels of sensitivity with enhanced resolution to address the most challenging applications.

Agilent ZORBAX 300 StableBond Columns

ZORBAX 300 StableBond columns are an ideal choice for the reproducible separations of proteins and peptides. 300 StableBond columns are unmatched in their durability at low pH, such as with the TFA containing mobile phases typically used for protein and peptide separations. For LC/MS separations at low pH, 300 StableBond columns can also be used with formic acid and acetic acid mobile phase modifiers.

Turn to page 367.

Agilent Poroshell Columns

As new biopharmaceutical research and manufacturing practices focus more and more on peptides and proteins, and as time to market becomes increasingly critical, the rapid HPLC separation of biomolecules becomes increasingly valuable. The speed and resolution benefit shown here by Agilent Poroshell columns improve chances that the desired separation will be achieved while facilitating separation analysis times.

For Poroshell 120, turn to page 228.
For Poroshell 300, turn to page 380-381.

Agilent LC Capillaries

Agilent LC capillary starter kits contain the most often used capillaries and fittings. Our genuine flexible stainless steel capillaries make the best connection in your LC system, no matter the brand. The kits are for use with 3-4 or 1-2 mm id columns, as well as for Micro LC columns. The free Cybertool, which contains over 30 tools, is useful in every laboratory.

Turn to page 16.

Agilent ZORBAX RRHD HILIC Plus

HILIC can have distinct advantages over traditional RPLC in terms of LC/MS sensitivity, due to the use of highly organic mobile phases. These mobile phases have higher volatility than traditional RPLC mobile phases, making HILIC well suited for applications with mass spectrometers. Agilent ZORBAX RRHD HILIC Plus is the column to choose.

Turn to page 324.

General LC Supplies

Agilent offers a wide range of supplies for operation and maintenance of LC systems. These products have been carefully designed or selected by Agilent to work with your Agilent instruments for maximum performance and uptime.

LC Tools

Your Agilent LC system arrives with a full complement of tools needed to perform general maintenance and operation procedures. Should you need additional or replacement tools, Agilent offers a selection of high-precision, high-quality, stainless steel tools, to avoid any deformation of the screws or nuts.

LC Tools

Description	Part No.
Tool kit hex keys, Rheotool Includes 3 hex keys, 4 mm, 1.5 mm, and 9/64 in, with straight or T-handle plus Rheotool	5064-8211
Torque wrench adapter Used with nanoliter flow cell for Diode Array Detector to mount capillaries of cell (P/N G1315-68714)	G1315-45003
Insert tool (seal wash option)	01018-23702
Mounting tool for flangeless nut	0100-1710
Mounting clamp	5021-1866
Velocity regulator	5062-2486
USB memory stick	G4208-68700
Compact flash card	01100-68700
HPLC system tool kit	G4203-68708
Compact tool kit	G4296-68715
Torque wrench, 2-25 Nm	G4220-20012
Bit kit for torque wrench	5023-0282
PEEK Luer lok needle assembly	5190-0924
Plastic tubing cutter	8710-1930
Blades for plastic cutter, 5/pk	8710-1931
Tubing clip	5042-9967
Tubing clip	5042-9954
Open end wrench, 14 mm	8710-1924

Hex keys, Rheotool 5064-8211



Mounting tool, 0100-1710

HPLC system tool kit, G4203-68708

Compact tool kit, G4296-68715

Torque wrench, 2-25 Nm, G4220-20012

Plastic tubing cutter, 8710-1930

Tubing clip, 5042-9967

HPLC In-Line Filters

Column inlet frit contamination can increase column backpressure and reduce efficiency. Microbore column blockages are a particular problem, due to the small diameter of the inlet frit. To prevent blockages, always use the appropriate filters in your LC system. Agilent offers two types of high pressure in-line filter kits for use with any HPLC system.

HPLC In-Line Filters

Description	Frit Porosity (µm)	Frit Inlet ID (mm)	Comments	Part No.	Replacement Frits
RRLC in-line filter 4.6 mm, 0.2 µm pore size filter, connecting capillary, max 600 bar	0.2	4.6	max 600 bar	5067-1553	5067-1562, 10/pk
RRLC in-line filter 2.1 mm, 0.2 µm pore size filter, connecting capillary, max 600 bar	0.2	2.1	max 600 bar	5067-1551	5067-1555, 10/pk
Low dispersion in-line filter Includes two frits, 2.1 mm, 2 µm pore size filter holder with inserts, 60 x 0.12 mm connecting capillary	2 0.5	2.1	< 1 mL/min	01090-68702	280959-904, 10/pk 280959-907, 10/pk
Universal in-line filter Includes two frits, 4.8 mm, 2 µm pore size filter holder with inserts, 130 x 0.25 mm connecting capillary	2	4.8	1-5 mL/min	01090-68703	01090-27609, 2/pk
Semi-prep filter	0.5	12.7	1-5 mL/min	5064-8273	5022-2185
High pressure semi-prep filter	10	19	5-10 mL/min	5022-2165	5022-2166, 10/pk
Prep filter	10		10-100 mL/min	5065-4500	5065-9901 Replacement Glass Cartridge
In-line filter for G1311A	Recommended when high salt concentrations are used			G1311-60006	
1290 Infinity LC in-line filter (0.3 µm)	0.3	2.0	1200 bar	5067-4638	5023-0271, 5/pk

RRLC in-line filter, 5067-1551

Low dispersion in-line filter, 01090-68702

Semi-prep filter, 5064-8273

High pressure semi-prep filter, 5022-2165

1290 Infinity LC in-line filter, 5067-4638

Solvent Filters/Degassers

An added benefit of filtering solvents is that degassing occurs at the same time. This is particularly beneficial if you do not have an on-line degasser in your system. The benefits of solvent filtration:

- Degasses eluents as particulates are removed
- Prevents the formation of spurious peaks within the detector due to solvent outgassing at the low-pressure end of the chromatograph
- Increases solvent inlet lifetime
- Eliminates pump downtime caused by air locks and particulates in check valves
- Decreases piston wear, while increasing column life

Glass solvent filter degasser, 3150-0577

Solvent Filters/Degassers

Description	Part No.
HPLC solvent filter/degasser assembly	3150-0577
Replacement Parts for 3150-0577	
Glass funnel, 250 mL	5188-2743
PTFE coated sieve	5188-2744
PTFE seal	5188-2745
Funnel base, glass	5188-2746
Filter Membranes	
Regenerated cellulose filter membranes Diameter 47 mm, pore size 0.45 µm, 100/pk	3150-0576
Nylon filter membranes Diameter 47 mm, pore size 0.45 µm, 100/pk	9301-0895
PTFE filter membranes Diameter 47 mm, pore size 0.45 µm, 10/pk	3150-0509

Agilent rack for LC systems, 5001-3726

Agilent Rack for LC Systems

Reclaim critical bench space with the stable, robust rack for LC systems. The sturdy and open design offers complete protection for your sensitive LC system and easy maintenance for fast, safe access to instruments and cables. It is designed for all Agilent LC modules stacks and features:

- Easy assembly saves time and expense (see diagram)
- Adjustable shelves allow full customization for all Agilent LC modules
- Open design ensures proper airflow management and distribution of equipment and cabling

Description	Part No.
Agilent rack for LC systems	5001-3726

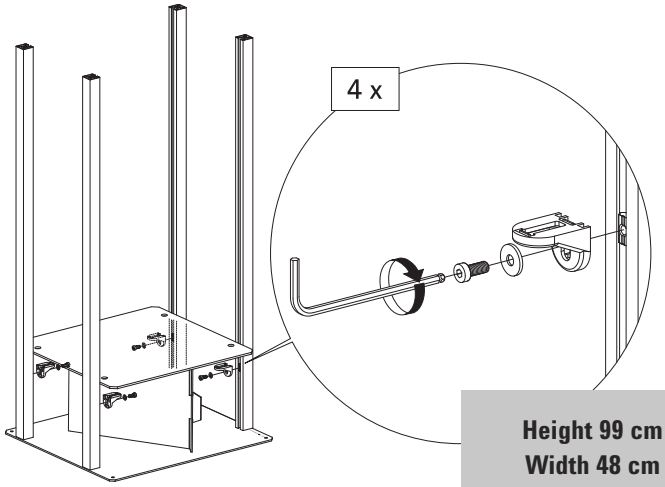

Height 99 cm
Width 48 cm
Depth 43 cm
Weight 27 kg

TIPS & TOOLS

The Agilent rack can be used to optimize your 1290 Infinity LC for ultra-low dispersion, which can enhance performance of high-efficiency columns. Further information can be found in application note 5990-9502EN at **www.agilent.com/chem/library**

LC Standards

LC Standards

Description	Part No.
Caffeine standards kit for LC OQ/PV Includes one 10 mL ampoule: 125.0 µg/mL; four 5 mL ampoules: 5.0, 25.0, 250.0 and 500.0 µg/mL caffeine in water	8500-6762
Caffeine standards kit for capillary OQ/PV Includes 5 ampoules, 5 mL: 2.0, 4.0, 20.0, 100.0, 200.0 µg/mL caffeine in water	5065-4420
Caffeine OQ/PV sample for dissolution test, 150 mg/L caffeine in water, 500 mL	5042-6476
Caffeine standard, 250 µg/mL	G4218-85000
Enterprise Edition caffeine standard kit	5190-0488
Fluorescence detector calibration sample, 1 g glycogen	5063-6597
RI detector OQ/PV test sample Includes 5 ampoules, 5 mL: 5, 10, 15, 25, and 50 mg/mL glycerin in water	5064-8220
Isocratic and gradient standards Contains 0.15% diethylphthalate, 0.01% biphenyl, and 0.03% terphenyl in MeOH (w/w). Gradient standard includes 0.32% dioctyl phthalate as well. Two 0.5 mL ampoules of each.	01080-68702
Isocratic standard, 0.5 mL ampoule	01080-68704
RRLC Check out sample, 1 mL ampoule	5188-6529
Chip cube high mass reference (HP-1221), 0.5 mL	G1982-85001
Chip cube high mass solvent (FC-70), 25 mL Fluorinert	G1982-85002
Chip cube low mass reference sample, 1 g Methyl stearate	G1982-85003
ESI+APCI LC demo sample Contains 5 x 1 mL ampoules with 33 ng/µL crystal violet, 77 ng/µL carbazole, 300 ng/µL 9-phenanthrol, 1 ng/µL 1-hexanesulfonic acid sodium salt in water/methanol 60:40	G1978-85000
ES-TOF biopolymer reference standard kit Contains 7 x 2 mL ampoules with 5 mM purine, 1 M ammonium formate, 0.5 mM HP-0285, 0.1 mM HP-0321,0.2 mM HP-1221, 0.2 mM HP-1821, 0.5 mM HP-2421	G1969-85003
HSA peptide standard mix kit 2 vials with 6 lyophilized peptides	G2455-85001

Caffeine OQ/PV sample for dissolution test, 5042-6476

Agilent's unique laser welding process ensures that the capillary ends are absolutely flat, eliminating any chance of capillary-induced dead volume.

LC Capillaries

Your LC system's components are only as reliable as the connections between them

Think of your LC system as a chain from analyte... to pump... to column... to detector... to waste. Every link must operate at maximum efficiency, or the whole chain risks failure – compromising your results.

Agilent LC capillaries: Your link to analytical success

At Agilent, we invest heavily in the quality of our capillary connections. All are engineered and manufactured to the same quality standards as our columns and instruments, so you can protect the integrity of your results at every step of your LC flow path.

Using our flexible stainless steel and polymer capillaries and fittings can provide:

- Tight, leak-free connections
- Zero dead volume connections
- An inert surface (when using polymer or PEEK/stainless steel bio-inert capillaries)
- High flexibility without sacrificing durability
- Easy cutting to the exact length you need (PEEK tubing)
- Predefined lengths for specific flow path locations (capillaries)

In addition, all Agilent capillaries are precision cut with square ends, are burr-free, have no inner-diameter distortion, and come in a variety of materials to suit your needs.

Engineering of Agilent Capillaries

The same professional engineers in our LC manufacturing facility in Germany who design our industry-leading LC instruments, also play a critical role in developing capillaries and fittings for your instrument. Their attention to detail helps you to get the best performance possible for your applications.

Our LC manufacturing tools – like high-end, special laser-cutting machines – result in completely tight, smooth and perfect-cut capillaries. Our broad selection of capillaries is made only from the highest-quality materials and will meet any of your application needs.

Avoid chromatographic issues – like peak broadening and system leaks – by choosing Agilent's selection of premium capillaries. Agilent is committed to Fast LC and high-productivity performance, together with accurate quantitation.

Advantages for Bio Capillaries

- Laser-welded capillary tip for precise capillary cut
- Metal-free connection for all HPLC applications
- PEEK and stainless steel design allows you to exceed typical pressure limit reached with conventional polymer

Recommended HPLC Stack Configuration

Agilent 1290 Infinity LC: default stacking and capillary tubing configuration

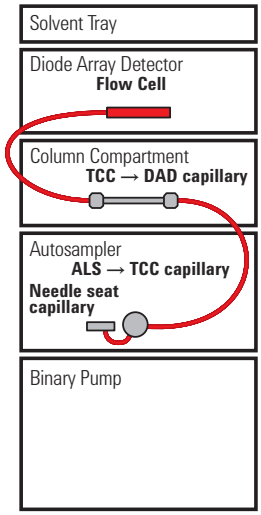

Needle Seat capillary:
0.12 x 100 mm = 1.1 µL

ALS → TCC capillary
0.12 x 340 mm = 3.8 µL

TCC → DAD Capillary:
0.12 x 220 mm = 2.5 µL

Flow Cell V(σ)1.0 µL = 2.3 µL

Total extra-column volume = 9.7 µL

Volume of 2.1 x 50 mm column = 172.3 µL

Void volume of column = 103.9 µL

Percent extra-column volume = 9.3%

60% Reduction in extra-column volume

Agilent 1290 Infinity LC: with LC system rack and ultra-low dispersion optimizations

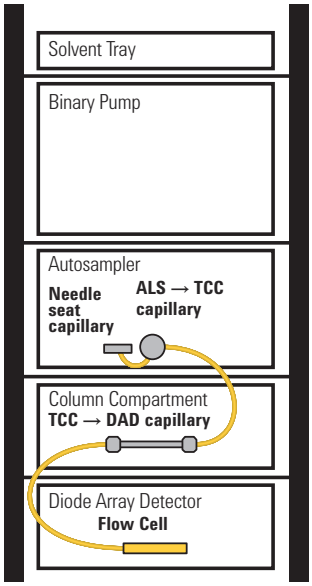

Needle Seat Capillary:
0.11 x 100 mm = 0.9 µL

ALS → TCC Capillary:
0.08 x 220 mm = 1.1 µL

TCC → DAD Capillary:
0.08 x 220 mm = 1.1 µL

Flow Cell V(σ)0.6 µL = 0.8 µL

Total extra-column volume = 3.9 µL

Volume of 2.1 x 50 mm column = 172.3 µL

Void Volume of Column = 103.9 µL

Percent extra-column volume = 3.7%

Syntax for capillary description

The tables below will be your guide to identifying the proper specifications for your capillary. On all capillaries, dimensions are noted in id (mm), length (mm) and where applicable, volume (µL). When you receive your capillary, these abbreviations are printed on the packaging.

Using the guide: This fitting is coded as "SPF", for Swagelok, PEEK, Finger-tight.

Type

Key	Description
Capillary	Connection capillaries
Loop	Loop capillaries
Seat	Autosampler needle seats
Tube	Tubing
Heat exchanger	Heat exchanger

Material

Key	Description
SS	Stainless steel
Ti	Titanium
PK	PEEK
FS/PK	PEEK-coated fused silica*
PK/SS	Stainless steel-coated PEEK**
PTFE	PTFE
FS	Fused silica

*Fused silica in contact with solvent
**PEEK in contact with solvent

Fitting Left/Fitting Right

Key	Description
W	Swagelok + 0.8 mm Port id
S	Swagelok + 1.6 mm Port id
M	Metric M4 + 0.8 mm Port id
E	Metric M3 + 1.6 mm Port id
U	Swagelok union
L	Long
X	Extra long
H	Long head
G	Small head SW 4 mm
N	Small head SW 5 mm
F	Finger-tight
V	1200 bar
B	Bio
P	PEEK

The **type** gives some indication on the primary function, like a loop or a connection capillary.
The **material** indicates which raw material is used.
The **fitting** left/right indicate which fitting is used on both ends of the capillary.

At-a-glance color-coding keys

The color of your capillary will help you quickly identify the capillary id – see the chart to the right for reference.

Color-coding key for Agilent capillary tubing

Internal Diameter in mm	Color code
0.015	Orange
0.025	Yellow
0.05	Beige
0.075	Black
0.1	Purple
0.12	Red
0.17	Green
0.20/0.25	Blue
0.3	Grey
0.50	Bone White

Tip: As you move to smaller-volume, high efficiency columns, you'll want to use narrow id tubing, as opposed to the wider id tubing used for conventional HPLC instruments.

Agilent capillary supplies are made from a variety of top-quality materials to suit your lab's every need

Stainless Steel: good resistance to pitting corrosion

Stainless steel is ideal for most standard applications – except where bio-inertness is required, in which case we recommend PEEK-lined or Bio-inert titanium capillaries. Agilent's 0.6 mm od flexible grade 316L stainless steel capillaries (chrome/nickel/molybdenum bearing grade) are also much easier to handle than conventional, rigid 1.6 mm od capillaries.

Titanium: high inertness for biological applications

Analyzing metal-sensitive proteins and biotherapeutics presents challenging solvent conditions for LC instruments. In addition, bio-molecules tend to bind non-specifically to surfaces. For these reasons, bio-inert titanium is the best choice for these applications. Titanium is biocompatible, making Bio-inert Titan capillaries perfect for applications where bio-inertness is paramount.

Stainless Steel-coated PEEK: high-pressure bio-inertness and robustness

In bio-chromatography, capillaries and connectors should be inert to ensure the lowest interaction with protein samples. They must also be highly robust to withstand harsh cleaning procedures.

Unfortunately, metal-free PEEK capillaries can only withstand pressures of up to 200 bar in a thermostatically controlled cabinet with acetonitrile; even then, flexibility is compromised. To meet the growing need for bio-inertness, robustness, and higher operating pressures, Agilent has engineered a bio-inert PEEK liner clad with high-strength stainless steel to withstand pressures of at least 600 bar. This same technology is used in Agilent capillary fittings – giving you a strong, metal-free, capillary/ connector flow path for bio-inert applications.

PEEK-coated fused silica: rugged and pliable

Since their introduction in the early 1980s, fused silica capillaries have become the industry standard for many GC and LC applications – as well as capillary electrophoresis. Agilent fused-silica capillaries are made from high-purity silicon dioxide, and coated with PEEK for strength, durability, and pliability.



PEEK: durable and abrasion-resistant

Agilent PEEK capillaries are best for standard and bio-inert applications. PEEK (polyetheretherketone) is a thermoplastic polymer that resists mechanical and solvent damage, even at high temperatures. Because it is less vulnerable to corrosion than stainless steel, PEEK can be used in place of stainless steel when the capillary's external diameter is 1/16 in or less. It also resists abrasion, making it an excellent coating for fused silica capillaries. **Tip:** Use our color-coded PEEK fittings to track inlets and outlets of valves, columns, and detectors.

To learn more about Agilent LC capillary supplies, or to order now, visit **www.agilent.com/chem/LCcapillaries**

Agilent capillaries for routine applications

Category	Applications	Internal diameter (mm)	Pressure limit (bar)	pH range	Comments
Stainless steel	• All capillary applications, except where bio-inertness is required • 1/32 in od designed for Agilent 1100 systems • 1/16 in and 1/8 in od for most applications	0.075 0.12 0.17 0.25 0.3 0.5 0.61 0.93	1200	1-14	• Flexible for easy routing • Ready to use: cleaned and passivated to a high standard • Pre-cut capillaries are optimized for the lowest internal volume • Use pre-cut lengths to maintain zero-dead-volume performance
Titanium	• Where ultimate bio-inertness is essential	0.17 0.61	600	1-14	
Stainless-steel-coated PEEK	• Universal for standard and bio-inert applications • UHPLC bio-inert applications	0.17	600	1-14	• Metal-free flow path • Robust • Flexible • Resists corrosion better than stainless steel
PEEK-coated fused silica	• Industry standard for most LC applications	0.025 0.050 0.075 0.100 0.125	690	1-10	• Mechanically strong • Consistent, rigid flow path • Ideal replacement for stainless steel • To avoid permanent tube damage, always use pre-cut lengths
PEEK	• Most HPLC applications	0.13 0.18 0.25 0.50	480* 200**	1-14	• Smooth internal surface minimizes turbulence for improved resolution • Flexible, easily cut to length • Use with PEEK or stainless steel fittings • Excellent solvent compatibility

*At ambient temperature with water

**With acetonitrile at non-ambient temperature

Fittings for a strong, capillary flow path

Agilent offers more than 20 fitting varieties for Swagelok-type or metric M4/M3-type connections. Depending on your application, different materials must be used:

- Stainless steel or PEEK delivers permanent high-pressure sealing performance for connections such as valves, heaters, and columns
- Stainless steel ensures permanent high-pressure sealing and optimal performance throughout your LC system up to 1200 bar
- Finger-tight fittings (polymeric for 400 bar and polyketone for 600 bar) are a convenient option; They allow easy end fitting adjustment, so you can seat the capillary into the column properly, preventing extra-column voids and leaks
- High-pressure fittings, which can be used with pressures up to 1200 bar, can be removed and replaced
- It's a good idea to use stainless steel nuts and ferrules for instrument connections, and PEEK nuts and ferrules for column and guard column connections, since these are changed most frequently

Agilent fittings for leak-free connections

Fitting type	Advantages/Tips

Swagelok-type fittings	• Suitable for most connections
	• Available in a variety of combinations:
	  • One piece or multiple pieces with nut + front and back ferrules
	  • Stainless steel, PEEK, polyketone, or a stainless steel/PEEK combination

Metric M4/Metric M3	• For micro valve connections
Stainless steel	• At least 1200 bar • Most popular material for permanent, high-pressure sealing • Use our slitted socket wrench (Part No. 8710-2391 or 5023-0240) for optimal tightness
1200 bar removable fittings for 1290 Infinity LC	• 1200 bar • Available in standard, long, and extra-long sizes for compatibility with columns that have different sized nuts • Removable and replaceable • Use our slotted socket wrench (Part No. 8710-2391 or 5023-0240) for optimal tightness
PEEK	• Up to 400 bar (at ambient temperature with water) • Easy, finger-tight column connections • Ideal for frequently changed connections, such as column connections • Pressure is less critical
Polyketone	• <600 bar (600 bar pressure rating) • Easy, finger-tight column connections • Fits stainless steel tubing

Agilent 1260/1200/1100 Infinity Series LC

From (A)	To (B)	Material	ID (mm)	Length (mm)	Fitting Type From	Fitting Type To	Notes	Part No.
Pump	Autosampler	SS	0.17	900	S	S	Pre-swaged on A	G1329-87300
Pump	Autosampler	SS	0.17	700	S	S	Pre-swaged on A and B	G1312-87304
Pump	Autosampler	SS	0.17	500	S	S	Pre-swaged on A	G1312-67305
Pump	Autosampler	SS	0.17	400	S	S	Pre-swaged on A and B	G1312-87303
Pump	Autosampler	SS	0.17	380	S	S	Pre-swaged on A and B	01090-87306
Manual Injector	Column	SS	0.17	180	S	S	Pre-swaged on A	G1313-87305
Manual Injector	TCC	SS	0.17	500	SH	S		G1328-87600
Heater	Column	SS	0.17	90	S	S		G1316-87300
Column	Detector	SS	0.17	380	S	S	Pre-swaged on A; thermal isolation	G1315-87311
TCC\VWD	MS	SS	0.12	500	S	S	Pre-swaged on A	G1316-87309
Column	VWD	PK	0.17	600			Finger-tight fittings not included (0100-1516, 2/pk)	5062-8522
Pump Purge Valve	Waste	PK	1.3	5000*			No fitting needed	5062-2461
Detector	Waste	PTFE	0.8	5000*			Finger-tight fittings not included (0100-1516, 2/pk)	5062-2462
VWD	Waste	PK	0.25	500			Finger-tight fittings not included (0100-1516, 2/pk)	5062-8535
Autosampler	TCC	SS	0.12	180	S	S	Pre-swaged on A; can also be connected to low dispersion heat exchanger	G1313-87304
Thermostatted Autosampler	TCC	SS	0.12	280	S	S	Pre-swaged on A; can also be connected to low dispersion heat exchanger	01090-87610
TCC	Column	SS	0.12	105	S	S	Pre-swaged on A	01090-87611
Column	DAD	SS	0.12	150	S	S	Pre-swaged on A	G1315-87312
Female adapter for connecting long columns		SS	0.17	150	S			G1315-87303
Purge Valve**	Waste	SS and FS	0.17	150	S	U		G1312-67500

*Capillary is intended to be cut to the right length for your need.

**Calibration capillary assembly

Material

Key	Description
SS	Stainless steel
PK	PEEK
PTFE	PTFE
FS	Fused silica
S	Swagelok 1.6 mm port id
SH	Swagelok 1.6 mm port id, long head
U	Swagelok union

Agilent 1290 Infinity Series LC

From (A)	To (B)	Material	ID (mm)	Length (mm)	Fitting Type From	Fitting Type To	Notes	Part No.
Pump	Autosampler	SS	0.17	300	S	S	Pre-swaged on A and B	5067-4657
Pump	Thermostatted Autosampler	SS	0.17	450	S	S	Pre-swaged on A and B	5067-4658
Autosampler	TCC	SS	0.12	340	S	S	Pre-swaged on A	5067-4659
Column	DAD	SS	0.12	220	S	S	Pre-swaged on A	5067-4660
1290 System	CTC Autosampler	SS	0.17	600	S	SH	Pre-swaged on A	5067-4670
CTC Autosampler	Column	SS	0.12	600	S	S		5067-4669
Detector	Waste	PTFE	0.8	5000*			Finger-tight fittings not included (0100-1516, 2/pk)	5062-2462

*Capillary is intended to be cut to the right length for your need.

Stainless steel fittings (S), 5062-2418

Finger-tight PEEK fitting (SPF), 0100-1516

Stainless steel back ferrule, 5180-4114

Images shown are capillary fittings. For complete information on fittings, turn to page 40.

Agilent 1290 Valve Head

From (A)	To (B)	Material	ID (mm)	Length (mm)	Fitting Type From	Fitting Type To	Notes	Valve Information	Part No.
Autosampler	Valve with Swagelok port	SS	0.12	340	S	SX	Pre-swaged on A		5067-4684
Autosampler	Valve with Swagelok port	SS	0.12	340	S	SX	Pre-swaged on B	G4231A/B 2 Position/6 Port valve head, 600/1200 bar	5067-4647
Autosampler	Valve with M4 port	SS	0.12	340	SLV	M		G4232A 2 Position/10 Port micro valve head, 600 bar	5067-4744
Autosampler	Valve with M4 port	SS	0.12	500	SLV	M		G4234A/B 6 column selector valve, 600/1200 bar	5067-4745
Valve with 10/32 Swagelok port	Heat exchanger	SS	0.12	90	SX	S	Pre-swaged on A and B	G4231A/B 2 Position/6 Port valve head, 600/1200 bar	5067-4649
Valve with M4 port	Heat exchanger	SS	0.12	90	M	SL	Pre-swaged on B	G4232A 2 Position/10 Port micro valve head, 600 bar	5067-5106
Short column	Valve with M4 port	SS	0.12	130	SV	M		G4234A/B 6 column selector valve, 600/1200 bar	5067-4735
Short column	Valve with M4 port	SS	0.12	150	SV	M		G4232A 2 Position/10 Port micro valve head, 600 bar	5067-5104
Long column	Valve with M4 port	SS	0.12	280	SV	M		G4232A 2 Position/10 Port micro valve head, 600 bar	5067-5107
Short column	Valve with Swagelok port	SS	0.12	150	SL	SX	Pre-swaged on B	G4231A/B 2 Position/6 Port valve head, 600/1200 bar	5067-4650
Short column	Valve with 10/32 Swagelok port	SS	0.12	150	SL	SX		G4232B 2 Position/10 Port valve head, 1200 bar	5067-4686
Long column	Valve with Swagelok port	SS	0.12	280	SL	SX	Pre-swaged on B	G4231A/B 2 Position/6 Port valve head, 600/1200 bar	5067-4651
Long column	Valve with Swagelok port	SS	0.12	280	SL	SX		G4232B 2 Position/10 Port valve head, 1200 bar	5067-4687

(Continued)

Material

Key	Description
SS	Stainless steel
S	Swagelok 1.6 mm port id
SH	Swagelok 1.6 mm port id, long head
SL	Swagelok 1.6 mm port id, long
SLV	Swagelok 1.6 mm port id, long, 1200 bar
SX	Swagelok 1.6 mm port id, extra-long
M	Metric M4 0.8 mm port id

Agilent 1290 Valve Head

From (A)	To (B)	Material	ID (mm)	Length (mm)	Fitting Type From	Fitting Type To	Notes	Valve Information	Part No.
Valve Swagelok port	Detector	SS	0.12	200	SX	S	Pre-swaged on A and B	G4231A/B 2 Position/6 Port valve head, 600/1200 bar	5067-4653
Valve with Swagelok port	Detector	SS	0.12	200	SX	S	Pre-swaged on A	G4232B 2 Position/10 Port valve head, 1200 bar	5067-4689
Valve with M4 port	Detector	SS	0.12	250	M	SLV		G4232A 2 Position/10 Port micro valve head, 600 bar	5067-4746
Heat exchanger	Valve with M4 port	SS	0.17	90	SL	M	Pre-swaged on A	G4232A 2 positions/10 ports valve head, 1200 bar	5067-5109
Column	Valve with M4 port	SS	0.17	90	SV	M		G4232A 2 positions/10 ports valve head, 1200 bar	5067-5110
Column	Valve with M4 port	SS	0.17	150	SV	M		G4232A 2 positions/10 ports valve head, 1200 bar	5067-5111
Column	Valve with M4 port	SS	0.17	280	SV	M		G4232A 2 positions/10 ports valve head, 1200 bar	5067-5112
G4232A 2 positions/ 10 ports valve head, 1200 bar		SS	0.17	250	SL	M	Pre-swaged on A	G4232A 2 positions/10 ports valve head, 1200 bar	5067-5113

Agilent 1200 and 1100 Prep LC Systems

From	To	Material	ID (mm)	Length (mm)	Fitting Type From	Fitting Type To	Notes	Part No.
Prep Isocratic	Autosampler	ST	0.6	400	S	S	Pre-swaged on A and B	G1361-67302
Autosampler	Column	ST	0.5	600	S	S/SX		G2260-87300
Autosampler	Column	ST	0.5	400	S	SH		G2260-87301

Stainless steel fittings (S), 5062-2418

Stainless steel extra long fitting (SX), 5065-9967

1200 bar removable long fitting (SLV), 5067-4738

1200 bar removable fitting (SV), 5067-4733

PEEK fittings, plugs (MP), 5065-4410

Images shown are capillary fittings. For complete information on fittings, turn to page 40.

Miscellaneous Capillaries

Material	ID (mm)	Length (mm)	Fitting Type From (A)	Fitting Type To (B)	OD (mm) A*	OD (mm) B*	Notes	Part No.
SS	0.12	70	S	S	1.6	1.6		G1316-87303
SS	0.12	2000	U	U			Restriction Capillary	5022-2159
SS	0.12	105			1.6	1.6	Capillary without fitting	5021-1820
SS	0.12	400			1.6	1.6	Capillary without fitting	5021-1823
SS	0.12	150			1.6	1.6	Capillary without fitting	5021-1821
SS	0.12	280			1.6	1.6	Capillary without fitting	5021-1822
SS	0.12	500			1.6	1.6	Capillary without fitting	5065-9964
SS	0.12	200			1.6	1.6	Capillary without fitting	5065-9935
SS	0.12	50	S	U	1.6			G1316-87312
SS	0.12	340	S	S	1.6	1.6		G1316-87319
SS	0.12	170	S	S	1.6	1.6		G1316-87316
SS	0.12	300	S	S	1.6	1.6		G1316-87318
SS	0.12	210	S	S	1.6	1.6		G1316-87317
SS	0.12	70	S	U	1.6			G1316-87313
SS	0.12	90	S	U	1.6			G1316-87314
SS	0.12	60	S	S			Pre-swaged on A and B	79841-87610
SS	0.12	340	S	M		0.8	Pre-swaged on A	G1316-87305

*1.6 mm = 1/16 in

(Continued)

Material

Key	Description
SS	Stainless steel
S	Swagelok 1.6 mm port id
U	Swagelok union
SL	Swagelok 1.6 mm port id, long
SLV	Swagelok 1.6 mm port id, long, 1200 bar
SX	Swagelok 1.6 mm port id, extra-long
M	Metric M4 0.8 mm port id

Stainless steel fittings (S), 5062-2418

Images shown are capillary fittings. For complete information on fittings, turn to page 40.

Miscellaneous Capillaries

Material	ID (mm)	Length (mm)	Fitting Type From (A)	Fitting Type To (B)	OD (mm) A*	OD (mm) B*	Notes	Part No.
SS	0.12	100	M	M	0.8	0.8		G1316-27301
SS	0.12	75	S	M	1.6	0.8		G1316-87306
SS	0.12	90	S	SX	1.6	1.6		5067-4685
SS	0.12	120	SX	SX	1.6	1.6		5067-4688
SS	0.17	105			1.6	1.6	Capillary without fitting	5021-1816
SS	0.17	400			1.6	1.6	Capillary without fitting	5021-1819
SS	0.17	150			1.6	1.6	Capillary without fitting	5021-1817
SS	0.17	280			1.6	1.6	Capillary without fitting	5021-1818
SS	0.17	280	S	S	1.6	1.6	Pre-swaged on A	01090-87304
SS	0.17	200			1.6	1.6	Capillary without fitting	5065-9931
SS	0.17	600			1.6	1.6	Capillary without fitting	5065-9933
SS	0.17	800	S	S	1.6	1.6	Pre-swaged on A	01048-87302
SS	0.17	900			1.6	1.6	Capillary without fitting	5065-9963
SS	0.17	105	S	S	1.6	1.6		G1316-87321
SS	0.17	700			1.6	1.6	Capillary without fitting	5065-9932
SS	0.17	170	S	S	1.6	1.6		G1316-87323
SS	0.17	250	S	S	1.6	1.6	Pre-swaged on A and B	G1367-87304
SS	0.17	150	S	S	1.6	1.6	Pre-swaged on A and B	G1312-87305
SS	0.17	800	SL	S	1.6	1.6	Pre-swaged on A	01078-87305
SS	0.17	105	S	S	1.6	1.6	Pre-swaged on A and B	G1312-87306
SS	0.17	280	SX	S	1.6	1.6	Pre-swaged on A and B	5067-4608
SS	0.17	700	S	SX	1.6	1.6	Pre-swaged on A and B	5067-4648
SS	0.17	150	M	M	0.8	0.8		5067-4737
SS	0.17	700	SL	M	1.6	0.8	Pre-swaged on A	5067-5120

*1.6 mm = 1/16 in

(Continued)

Stainless steel extra long fitting (SX), 5065-9967

Stainless steel ferrule (M), 5067-1557

Images shown are capillary fittings. For complete information on fittings, turn to page 40.

Miscellaneous Capillaries

Material	ID (mm)	Length (mm)	Fitting Type From (A)	Fitting Type To (B)	OD (mm) A*	OD (mm) B*	Notes	Part No.
SS	0.17	280	SX	SX	1.6	1.6	Pre-swaged on A and B	5067-4607
SS	0.17	280	SX	S	1.6	1.6	Pre-swaged on A and B	5067-4608
SS	0.17	400			1.6	1.6	Capillary without fitting	5021-1819
SS	0.17	500	SX	Nut (P/N 0100-2086)	1.6	1.6	Pre-swaged on A	5067-4609
SS	0.17	600			1.6	1.6	Capillary without fitting	5065-9933
PK/SS	0.17	100			1.6	1.6	Capillary without fitting	5067-4777
PK/SS	0.17	150			1.6	1.6	Capillary without fitting	5067-4778
PK/SS	0.17	200			1.6	1.6	Capillary without fitting	5067-4779
PK/SS	0.17	300			1.6	1.6	Capillary without fitting	5067-4780
PK/SS	0.17	400			1.6	1.6	Capillary without fitting	5067-4781
PK/SS	0.17	500			1.6	1.6	Capillary without fitting	5067-4782
SS	0.25	320	S	S	1.6	1.6	Pre-swaged on A and B	79835-87638
SS	0.5	105			1.6	1.6	Capillary without fitting	5065-9927
SS	0.5	150			1.6	1.6	Capillary without fitting	5022-6509
SS	0.5	200			1.6	1.6	Capillary without fitting	5022-6510
SS	0.5	800			1.6	1.6	Capillary without fitting	5065-9926

*1.6 mm = 1/16 in

Material

Key	Description
SS	Stainless steel
PK	PEEK
PK/SS	PEEK and Stainless steel
Ti	Titanium
S	Swagelok 1.6 mm port id
U	Swagelok union
SL	Swagelok 1.6 mm port id, long
SLB	Swagelok 1.6 mm port id, long bio
SV	Swagelok 1.6 mm port id, 1200 bar
SLV	Swagelok 1.6 mm port id, long, 1200 bar
SX	Swagelok 1.6 mm port id, extra-long

Stainless steel fittings (S), 5062-2418

Stainless steel extra long fitting (SX), 5065-9967

Stainless steel ferrule (M), 5067-1557

Images shown are capillary fittings. For complete information on fittings, turn to page 40.

Supplies for the Agilent Infinity 1260 Bio-inert LC System

From (A)	To (B)	Material	ID (mm)	Length (mm)	Fitting Type From	Fitting Type To	Notes	Part No.
Pump	Thermostatted autosampler	Ti	0.17	700	SLB	SLV	Pre-swaged on A	G5611-60501
Pump	Manual injection valve	Ti	0.17	900	SLB	SLV	Pre-swaged on A	G5611-60502
Pump	Injector	Ti	0.17	400	SLB	SLV	Pre-swaged on A	G5611-60500
Injector	Detector	PK/SS	0.17	400	SV	SV		G5667-60500
Manual injector	Detector	PK/SS	0.17	500	SV	SV		G5667-60501
Autosampler injection valve	Autosampler analytical head	Ti	0.17	160	SLB	SV	Pre-swagged on A	G5611-60503
Damper	Pump head	Ti	0.6	234	SLB	SLB	For pump only. Pre-swaged on A and B	G5611-67301
Outlet ball valve	Damper	Ti	0.6	248	SLB	SLB	For pump only. Pre-swaged on A and B	G5611-67300
Autosampler injection valve	Column	PK/SS	0.17	100	SV	SV	Included in the Bio Capillary starter kit; used for 2 position/6 port and 4 column selector valve	G5667-60502
Autosampler injection valve	Column	PK/SS	0.17	150	SV	SV	Included in the Bio Capillary starter kit	G5667-60503
Autosampler injection valve	Column	PK/SS	0.17	200	SV	SV	Included in the Bio Capillary starter kit	G5667-60504
Autosampler injection valve	Column	PK/SS	0.17	300	SV	SV	Included in the Bio Capillary starter kit; used for 2 position/6 port and 4 column selector valve	G5667-60505
Autosampler injection valve	Column	PK/SS	0.17		SV	SV	Bio-inert Low Dispersion Heat exchanger	G5616-60050

1200 bar removable fitting (SV), 5067-4733

1200 bar removable long fitting (SLV), 5067-4738

Titanium fitting (SLB), G5611-60502

Bio-inert Low Dispersion Heat Exchanger, G5616-60050

Images shown are capillary fittings. For complete information on fittings, turn to page 40.

PEEK Coated Fused Silica Capillaries for Nano LC

From (A)	To (B)	Material	ID (mm)	Length (mm)	Fitting Type From	Fitting Type To	Part No.
Switching valve	Column	FS/PK	25	100	MP	WPF	G1375-87320
EMPV	Flow sensor	FS/PK	25	220	WG	MP/WG	G1375-87321
Flow sensor	Injection valve	FS/PK	25	350	MP/WG	MP	G1375-87322
Switching valve	Column	FS/PK	25	550	MP	WPF	G1375-87323
Switching valve	Column	FS/PK	25	550	MP	WPF	G1375-87323
Switching valve	Column	FS/PK	25	700	MP	WPF	G1375-87324
Switching valve	Column	FS/PK	50	100	MP	WPF	G1375-87325
Injection valve	Injector seat or to 2nd pump	FS/PK	75	650	MP	WG/WPF	G1375-87327

PEEK Coated Fused Silica Capillaries – 20 µL/min Flow

From (A)	To (B)	Material	ID (mm)	Length (mm)	Fitting Type From	Fitting Type To	Part No.
EMPV	Flow sensor	FS/PK	50	220	WG	WG	G1375-87301
Flow sensor	Injection valve	FS/PK	50	550	WG	MP	G1375-87310
Injection valve	Metering device	FS/PK	50	200	MP	WG	G1375-87302
Injection valve	Column	FS/PK	50	500	MP	WPF	G1375-87304
Column	Detector	FS/PK	50	400	WPF		G1315-68703
Detector	Waste	FS/PK	75	700			G1315-68708
µ-switching valve	Column	FS/PK	50	280	MP	WPF	G1375-87309

Stainless steel fittings, male (G), 5063-6593

Ferrule and stainless steel lock ring (W), 5065-4423

PEEK fittings, plugs (MP), 5065-4410

Double winged PEEK nut & ferrule (WPF), 5065-4422

Images shown are capillary fittings. For complete information on fittings, turn to page 40.

PEEK Coated Fused Silica Capillaries – 100 µL/min Flow

From (A)	To (B)	Material	ID (mm)	Length (mm)	Fitting Type From	Fitting Type To	Part No.
EMPV	Flow sensor	FS/PK	100	220	WG	WG	G1375-87305
Flow sensor	Injection valve	FS/PK	100	550	WG	MP	G1375-87306
Injection valve	Metering device	FS/PK	100	200	MP	WG	G1375-87312
Injection valve	Column	FS/PK	75	500	MP	WPF	G1375-87311
Column	Detector	FS/PK	75	400	WPF		G1375-87308
Detector	Waste	FS/PK	75	700			G1315-68708
µ-switching valve	Column	FS/PK	50	280	MP	WPF	G1375-87309

Loop Capillaries

Volume (µL)	Agilent Autosampler	Part No.
8	G1389A	G1375-87303
	G1377A	G1375-87315
20	G1367E, G4226A	G4226-60310
40	G1367D	G1377-87310
	G1367E, G4226A	5067-4703
	G1377A	G1377-87300
	G1389A	G1329-87302
100	G1313A, G1329A/B, 1120, 1220 Infinity LC	01078-87302
	G1367A/B/C	G1367-87300
	G1367E, G4226A	5067-4710
	G5667A	G5667-60310
900	G1329A/B, G2260A	G1313-87303
5000	G2260A	G2260-68711

Material

Key	Description
FS/PK	Fused silica/PEEK
W	Swagelok 0.8 mm port id
WG	Swagelok 0.8 mm port id, small head SW 4 mm
MP	Metric M4 0.8 mm port id, PEEK
WPF	Swagelok 0.8 mm port id, PEEK, finger-tight

Agilent 1220/1120 Infinity Series LC

From (A)	To (B)	Material	ID (mm)	Length (mm)	Fitting Type From	Fitting Type To	Notes	Part No.
Pump	Autosampler	SS	0.17	380	S	S	Pre-swaged on A and B	01090-87306
Manual injector	Column	SS	0.17	180	S	S	Pre-swaged on A	G1313-87305
Heater	Column	SS	0.17	90	S	S		G1316-87300
Column	Detector	SS	0.17	380	S	S	Pre-swaged on A; thermal isolation	G1315-87311
VWD	Waste	PK	0.25	500			Finger-tight fittings not included (0100-1516, 2/pk)	5062-8535
Detector	Waste	PTFE	0.8	5000			Finger-tight fittings not included (0100-1516, 2/pk)	5062-2462

Material

Key	Description
SS	Stainless steel
S	Swagelok 1.6 mm port id
PK	PEEK
PTFE	PTFE

Stainless steel fittings (S), 5062-2418

Finger-tight PEEK fitting (SPF), 0100-1516

Images shown are capillary fittings. For complete information on fittings, turn to page 40.

Tubing

PEEK Tubing

- Flexible and easy to cut to desired lengths
- Color coded for easy tracking
- Accepts both stainless steel and PEEK fittings
- 1/16 in od

PEEK Tubing

ID (mm)	Length (m)	Color Code	Part No.
0.50	1.5	Orange	0890-1761
0.25	1.5	Blue	0890-1762
0.25	5	Blue	5042-6463
0.18	1.5	Yellow	0890-1763
0.18	5	Yellow	5042-6462
0.13	1.5	Red	0890-1915
0.13	5	Red	5042-6461

Other Tubing

Description	Length (m)	ID (mm)	OD (mm)	Part No.
PTFE tubing, FEP, primary use for valve solutions	5	0.7	1.6	5062-2462
PTFE solvent tubing, primary use for flow path from solvent bottle to degasser, to pump	5	1.5	3.1	5062-2483
Corrugated tubing, polypropylene	5	6.5		5062-2463
Silicone tubing	5	1	3	5065-9978
Clamps and micro clamps, 10/pk				5065-9976
Barbed Y-Connector PP for 3/16 in id tube, 10/pk				5065-9971
For G2258A 1100/1200 Series Dual Loop Autosampler				
Front seat tube, SS	0.1	0.5		G2258-87316
Back seat tube, SS	0.12	0.5		G2258-87315
Front seat tube, PTFE	0.1	0.2		G2258-87312
Back seat tube, PTFE	0.12	0.25		G2258-87313
Waste tube	0.15	0.8		G2258-87310
Waste tube	0.1	0.8		G2258-87311
Drawing tube assembly for flush solvent				G2258-87307
Tubing assembly, solvent flush				G2258-87314
For G1313/27/29A 1100/1200 Series Autosampler				
Waste tube				G1313-87300
Corrugated tubing, polypropylene	5	6.5		5062-2463
For G1387A 1100/1200 Series Micro Autosampler				
Waste tube, FEP		0.8	1.6	G1375-87326

Accessories

Description	Part No.
Plastic tubing cutter	8710-1930
Blades for plastic cutter, 5/pk	8710-1931
Fitting screws, stainless steel, 10-32, 4 mm, 5/pk	5065-9948
PEEK ferrule and stainless steel ring for 2 mm tube, 5/pk	5065-9950
Union, PEEK for 1/8 in od tubing	0100-2410
Waste adapter, 1200 Series autosamplers, gray	G1313-43216

Plastic tubing cutter, 8710-1930

Fitting screws, 5065-9948

PEEK ferrules and SS rings, 5065-9950

Rigid Capillary Tubing

- Squarely cut, pre-cleaned and ready to use
- Use with stainless steel fittings and ferrules (P/N 5062-2418) or PEEK fittings (P/N 0100-1516)

Rigid Capillary Tubing

Length (mm)	ID (mm)	Unit	Part No.
100	0.17	10/pk	5061-3361
200	0.17	10/pk	5061-3362

Fittings and Unions

Your best value: Agilent multi-use capillary and fitting kits with FREE cybertool

Agilent starter kits contain the most widely used capillary tubing, Swagelok connectors, and fittings in a variety of sizes, so you can find just the right length to minimize your connections and tubing volume. We've also included our flexible stainless steel capillaries to help you make the best LC connections, regardless of equipment brand. Plus, as a special bonus, all multi-use kits (the first three listed here) feature a FREE cybertool that puts more than 30 lab essentials at your fingertips.

For high-efficiency columns, it's best to use narrow-diameter red tubing (0.12 mm id), instead of conventional green (0.17 mm id) tubing.

Capillary and fittings kits

Description	Contents	Part No.
Capillary/fitting starter kit for 1100 Capillary LC System Multi-use kit, a collection of various capillaries and tools for use in the lab.	Kit includes: Qty 2 – Fused silica/PEEK capillary, 50 µm, 55 cm Qty 1 – Fused silica/PEEK capillary, 50 µm, 20 cm Qty 1 – Fused silica/PEEK capillary, 100 µm, 110 cm Qty 2 – Fused silica/PEEK capillary, 50 µm, 50 cm Qty 2 – Fused silica/PEEK capillary, 50 µm, 40 cm Qty 4 – 4 mm stainless steel fitting, male 10-32 Qty 4 – 1/32 in PEEK ferrule and stainless steel lock ring Qty 4 – PEEK fittings for µ-valves Qty 4 – Double winged PEEK nuts and 1/32 in ferrules Cybertool	5065-9938
Capillary/fitting starter kit, 0.12 mm id Multi-use kit, a collection of various capillaries and tools for use in the lab.	Kit includes: Qty 1 – PEEK capillary, 0.13 mm id, 1.5 m Qty 4 – Stainless steel capillary, 0.12 x 105 mm Qty 4 – Stainless steel capillary, 0.12 x 150 mm Qty 2 – Stainless steel capillary, 0.12 x 170 mm Qty 2 – Stainless steel capillary, 0.12 x 200 mm Qty 2 – Stainless steel capillary, 0.12 x 220 mm Qty 2 – Stainless steel capillary, 0.12 x 280 mm Qty 1 – Stainless steel capillary, 0.12 x 400 mm Qty 3 – Stainless steel ZDV union Tubing cutter for PEEK capillaries 1/16 in Stainless steel fittings, 10/pk 1/16 in PEEK fittings, color, 10/pk 1/16 in PEEK fittings, 10/pk Rheotool Cybertool	5065-9937

(Continued)

Capillary and fittings kits

Description	Contents	Part No.
Capillary/fitting starter kit, 0.17 mm id Multi-use kit, a collection of various capillaries and tools for use in the lab.	Kit includes: Qty 1 – PEEK capillary, 0.18 mm id, 1.5 m Qty 4 – Stainless steel capillary, 0.17 x 105 mm Qty 4 – Stainless steel capillary, 0.17 x 150 mm Qty 2 – Stainless steel capillary, 0.17 x 200 mm Qty 2 – Stainless steel capillary, 0.17 x 280 mm Qty 1 – Stainless steel capillary, 0.17 x 400 mm Qty 3 – Stainless steel ZDV union Tubing cutter for PEEK capillaries 1/16 in Stainless steel fittings, 10/pk 1/16 in PEEK fittings, color, 10/pk 1/16 in PEEK fittings, 10/pk Rheotool Cybertool	5065-9939
Capillary starter kit, 0.17 mm BIO	Kit includes: Qty 1 – 1.5 m PEEK tubing PEEK finger-tight fitting, 10/pk Colored finger-tight PEEK fittings, 10/pk Qty 3 – Bio-inert union, 600 bar Qty 1 – Plastic tubing cutter Qty 1 – Rheotool socket wrench, 1/4 in Qty 1 – Ti capillary, 0.17 x 400 mm Qty 2 – PK/SS capillary, 0.17 x 105 mm Qty 2 – PK/SS capillary, 0.17 x 150 mm Qty 1 – PK/SS capillary, 0.17 x 300 mm Qty 2 – PK/SS capillary, 0.17 x 200 mm Multifunction tool	G5611-68710
Rapid Resolution High Throughput capillary kit Used for converting an Agilent 1200 instrument to the RRLC configuration, to enable use of high efficiency columns (to 600 bar). Can also be used for Agilent 1100 instruments.	Kit includes: Qty 1 – PEEK fitting long for 1/32 in od capillaries Qty 1 – Stainless steel capillary, 0.12 x 280 mm Qty 1 – Stainless steel capillary, 0.12 x 150 mm Qty 1 – Stainless steel capillary, 0.12 x 70 mm Qty 1 – Needle seat capillary, 12 µL x 0.12 mm Qty 1 – PEEK capillary, 0.125 x 550 mm	5065-9947
Low dispersion capillary kit for G1316C	Kit includes: Qty 1 – Flexible tubing, 280 mm, 0.12 mm id Qty 1 – Heater Long Down 0.12 id (1.6 µL internal) Qty 1 – Carrier for heat exchanger TCC SL Plus	5067-4633

(Continued)

Capillary and fittings kits

Description	Contents	Part No.
1200 Infinity Series capillary kit 0.12 mm id, G1316C for installing valves G4231A (2 position/6 ports – 600 bar) and G4231B (2 position/6 ports – 1200 bar)	Kit includes: Qty 1 – Column clip set,eight colors Qty 1 – Stainless steel capillary 0.12 x 340 mm Qty 1 – Stainless steel capillary 0.17 x 700 mm Qty 2 – Stainless steel capillary 0.12 x 90 mm Qty 2 – Stainless steel capillary 0.12 x 150 mm Qty 2 – Stainless steel capillary 0.12 x 280 mm Qty 1 – Stainless steel capillary 0.12 x 120 mm Qty 1 – Stainless steel capillary 0.12 x 200 mm Qty 1 – Heater Long Up 0.12 id (1.6 µL internal) Qty 1 – Heater Long Down 0.12 id (1.6 µL internal) Qty 2 – Carrier for heat exchanger TCC SL Plus	5067-4646
1200 Infinity Series capillary kit 0.17 mm id G1316C for installing a 2 position/10 port valve G4232A (600 bar)	Kit includes: Qty 2 – PEEK tubing, 1/32 in od, 0.4 mm id, 450 mm Qty 1 – Column clip set,eight colors Qty 3 – Stainless steel capillary 0.17 x 150 mm Qty 1 – Stainless steel capillary 0.17 x 340 mm Qty 4 – Stainless steel capillary 0,17 x 90 mm Qty 2 – Stainless steel capillary 0.17 x 280 mm Qty 1 – Stainless steel capillary 0.17 x 250 mm Qty 1 – Stainless steel capillary 0.17 x 700 mm	5067-5103
1200 Infinity Series capillary kit 0.12 mm id G1316C for installing a 2 position/10 port valve G4232B (1200 bar)	Kit includes: Qty 1 – Stainless steel capillary 0.12 x 120 mm Qty 2 – Stainless steel capillary 0.12 x 150 mm Qty 1 – Stainless steel capillary 0.12 x 200 mm Qty 2 – Stainless steel capillary 0.12 x 280 mm Qty 1 – Stainless steel capillary 0.12 x 340 mm Qty 1 – Stainless steel capillary 0.17 x 700 mm Qty 2 – Stainless steel capillary 0.12 x 90 mm Qty 1 – Column clip set,eight colors Qty 1 – Heater Long Up 0.12 id (1.6 µL internal) Qty 1 – Heater Long Down 0.12 id (1.6 µL internal) Qty 2 – Carrier for heat exchanger TCC SL Plus	5067-4682
1200 capillary kit for 0.12 mm id	Kit includes: Qty 1 – Stainless steel capillary, 0.12 x 130 mm Qty 2 – Stainless steel capillary, 0.12 x 170 mm Qty 1 – Stainless steel capillary, 0.12 x 210 mm Qty 1 – Stainless steel capillary, 0.12 x 300 mm Qty 3 – Stainless steel capillary, 0.12 x 500 mm Qty 1 – Stainless steel capillary, 0.12 x 700 mm Qty 1 – Stainless steel capillary, 0.12 x 340 mm Qty 1 – Low carry over seat Qty 1 – DAD heat exchanger capillary, 0.12 x 310 mm	G1316-68716

(Continued)

Capillary and fittings kits

Description	Contents	Part No.
Stainless steel flexible capillary tubing kit	Kit includes: Qty 10 – 1.6 mm (1/16 in) Stainless steel back ferrules Qty 10 – 1.6 mm (1/16 in) Stainless steel front ferrules Qty 10 – Stainless steel fittings Qty 3 – Stainless steel Swagelok nut, 0.12 x 105 mm Qty 1 – Stainless steel capillary, 0.12 x 150 mm Qty 1 – Stainless steel capillary, 0.12 x 280 mm	5061-3304
Stainless steel flexible capillary tubing kit	Kit includes: Qty 2 – Stainless steel capillary, 0.12 x 35 mm Qty 3 – Stainless steel capillary, 0.12 x 105 mm Qty 1 – Stainless steel capillary, 0.12 x 280 mm	5061-3315
1200 Infinity Series low dispersion capillary kit for installing a 6 position/14 port valve G4234A (600 bar) and G4234B (1200 bar)	Kit includes: Qty 1 – Stainless steel capillary, 0.12 x 250 mm, with removable fitting Qty 1 – Stainless steel capillary, 0.12 x 340 mm, with removable fitting Qty 1 – Stainless steel capillary, 0.12 x 500 mm, with removable fitting Qty 8 – Stainless steel capillary, 0.12 x 130 mm, with removable fitting Qty 1 – Stainless steel capillary, 0.17 x 150 mm, with 2 long pre-swaged fittings Qty 4 – Stainless steel capillary, 0.12 x 170 mm Qty 2 – PEEK tubing, 1/32 in od, 0.4 mm id, 450 mm Qty 2 – PEEK fitting, special for Chip-LC Qty 1 – Column clip set, eight colors Qty 2 – Heater Long Up 0.12 mm id (1.6 µL internal) Qty 2 – Heater Long Down 0.12 mm id (1.6 µL internal) Qty 2 – Carrier for heat exchanger TCC Qty 2 – Fitting holder assembly	5067-4729
Ultra-low dispersion capillary kit for the 1290 Infinity LC	Kit includes: Qty 1 – Stainless steel capillary, 0.075 x 220 mm SV/SLV Qty 1 – Stainless steel capillary, 0.075 x 340 mm SV/SLV Qty 1 – Low dispersion needle seat for 1290 Infinity LC Qty 1 – Heater Long Up 0.075 mm (nominal 1.0 µL) Qty 1 – 1290 Infinity LC Low Dispersion Kit Note	5067-5189

Ultra-low dispersion capillary kit, 5067-5189

Stainless steel fittings (S), 5062-2418

Stainless steel long fittings (SL), 5065-4454

Stainless steel extra long fitting (SX), 5065-9967

Stainless steel nut, 5061-3303

Stainless steel front ferrules, 5180-4108

Stainless steel back ferrule, 5180-4114

1200 bar removable fitting (SV), 5067-4733

1200 bar removable long fitting (SLV), 5067-4738

1200 bar removable extra long fitting (SXV), 5067-4739

PEEK fittings (SPF), 0100-1516/5063-6591

Finger-tight PEEK fitting (SPF), 0100-1516

PEEK long fittings (SPFL), 5062-8541

Finger-tight PEEK fittings (SPF), 5065-4426

Double winged fitting (SPF), 5042-6500

PEEK RheFlex fittings (SPF), 0100-1631

PEEK RheFlex fittings (SPF), 0100-2175

Stainless steel blanking nut, 01080-83202

Fittings

Description	Key	Unit	Part No.
Swagelok 1.6 mm stainless steel fitting	S	10/pk	5062-2418
Swagelok 1.6 mm stainless steel fitting, long screw	SL	10/pk	5065-4454
Swagelok 1.6 mm stainless steel fitting, extra long screw	SX	10/pk	5065-9967
Swagelok 1.6 mm screw		10/pk	5061-3303
1.6 mm stainless steel front ferrule		10/pk	5180-4108
1.6 mm stainless steel back ferrule		10/pk	5180-4114
Swagelok 1.6 mm 1200 bar removable fitting	SV	1/ea	5067-4733
Swagelok 1.6 mm 1200 bar removable fitting, long screw	SLV	1/ea	5067-4738
Swagelok 1.6 mm 1200 bar removable fitting, extra long screw	SXV	1/ea	5067-4739
Swagelok 1.6 mm finger-tight PEEK fitting	SPF	10/pk	5063-6591
Swagelok 1.6 mm PEEK finger-tight fitting	SPF	2/pk	0100-1516
Swagelok 1.6 mm PEEK finger-tight long fitting	SPLF	10/pk	5062-8541
Swagelok 1.6 mm PEEK finger-tight fitting (mixed colors)	SPF	10/pk	5065-4426
Swagelok 1.6 mm finger-tight PEEK double winged fitting	SPF	10/pk	5042-6500
Swagelok 1.6 mm finger-tight PEEK Rheflex fitting	SPF	5/pk	0100-1631
Swagelok 1.6 mm finger-tight PEEK Rheflex fitting (mixed color)	SPF	10/pk	0100-2175
Swagelok 1.6 mm stainless steel blanking nut	S	1/ea	01080-83202

Material

Key	Description
S	Swagelok 1.6 mm port id
SL	Swagelok 1.6 mm port id, long
SX	Swagelok 1.6 mm port id, extra-long
SV	Swagelok 1.6 mm port id, 1200 bar
SLV	Swagelok 1.6 mm port id, long, 1200 bar
SLB	Swagelok 1.6 mm port id, long bio
SXV	Swagelok 1.6 mm port id, extra-long, 1200 bar
SPF	Swagelok 1.6 mm port id, PEEK, finger-tight
SPLF	Swagelok 1.6 mm port id, PEEK, long, finger-tight

Fittings

Description	Key	Unit	Part No.
Swagelok 1.6 mm stainless steel screw for PEEK ferrule 5067-1547	S	6/pk	5067-1540
Swagelok stainless steel screw with 1.6 mm PEEK ferrule	SP	1/ea	0100-2086
1.6 mm PEEK ferrule for 5067-1540 screw	SP	6/pk	5067-1547
Swagelok 1.6 mm finger-tight polyketone fitting	SPF	10/pk	5042-8957
M4 stainless steel screw for stainless steel ferrule 5067-1557	M	6/pk	5067-1558
0.8 mm stainless steel ferrule for 5067-1558 screw	M	6/pk	5067-1557
Swagelok 1.6 mm plastic blank nut	M	1/ea	0100-1259
Swagelok 1.6 mm ST screw, 4 mm head	G	10/pk	5063-6593
0.8 mm PEEK ferrule and stainless steel ring for 5063-6593 screw	W	10/pk	5065-4423
M4 0.8 mm PEEK fitting	MP	6 fittings, 2 plugs	5065-4410
Swagelok 0.8 mm finger-tight PEEK double winged fitting	WPF	10/pk	5065-4422
Swagelok 0.8 mm finger-tight PEEK long fitting	WPFL	1/ea	5022-6536
Swagelok 2.0 mm stainless steel screw, 4 mm head		5/pk	5065-9948
2.0 mm PEEK ferrule and stainless steel ring		5/pk	5065-9950

Material

Key	Description
S	Swagelok 1.6 mm port id
SP	Swagelok 1.6 mm port id, PEEK
SPF	Swagelok 1.6 mm port id, PEEK, finger-tight
W	Swagelok 0.8 mm port id
G	Small head SW 4 mm
WG	Swagelok 0.8 mm port id, small head SW 4 mm
MP	Metric M4 0.8 mm port id, PEEK
WPF	Swagelok 0.8 mm port id, PEEK, finger-tight

Stainless steel nut and PEEK ferrule, 5067-1540

PEEK ferrule, 5067-1547

Finger-tight polyketone fitting (SPF), 5042-8957

M4 stainless steel screw, 5067-1558

Stainless steel ferrule (M), 5067-1557

Plastic blank nut, 0100-1259

Stainless steel screw, 5063-6593

Ferrule and stainless steel lock ring (W), 5065-4423

PEEK fittings, plugs (MP), 5065-4410

Double winged PEEK nut & ferrule (WPF), 5065-4422

PEEk fitting, long (WPFL), 5022-6536

Fitting screws, 5065-9948

PEEK ferrules and SS rings, 5065-9950

ZDV union, 5022-2145

Adapter, PEEK, 0100-2298

ZDV universal union, 5022-2184

Barbed Y-connector PP, 5065-9971

ZDV union with fittings, 0100-0900

Union, female to female, 5042-8517

ZDV union, PEEK with fittings, 0100-2441

High flow union, 5022-2133

Adapter, male Luer to female, 5042-8518

PEEK adapter, 0100-1847

Adapter, female to male, 5023-1803

Bio-inert union, 600 bar, 5067-4741

Micro T-connector, PEEK, 5042-8519

Unions

Description	Use With	Part No.
ZDV union, no fittings	Nano LC	5022-2145
ZDV universal union, stainless steel, no fittings	Standard LC	5022-2184
ZDV union, with fittings	Standard LC	0100-0900
ZDV union, PEEK with fittings	Bio-applications	0100-2441
High flow union, no fittings	Prep LC	5022-2133
PEEK adapter 1/4-28 to 10-32		0100-1847
Adapter, PEEK int. 1/4-28 to ext. 10-32		0100-2298
Barbed Y-connector PP for 3/16 in id tube, 10/pk		5065-9971
Adapter, union PEEK 1/4-28		5042-8517
Adapter, male Luer to female 1/4-28		5042-8518
SS adapter Swagelok to 1/4-28		5023-1803
T-connector, PEEK, swept volume 0.57 µL	For 1/16 in od tubing	5022-2144
Micro T-connector, PEEK, swept volume 29 mL, with 1/32 in id fittings		5042-8519
Bio-inert union, stainless steel with PEEK insert 600 bar	Bio-applications	5067-4741

Tips and tools for creating the best possible connections

How do I tighten fittings correctly?

The chart below describes the steps you'll need to follow.

Fitting type	First Connection	Further connection
Stainless steel	1. Slide the screw, along with the back and front ferrules, onto the capillary. 2. Insert capillary into the port until it is completely seated in the end fitting. 3. Finger-tighten the nut until the capillary does not rotate. 4. Tighten the nut ½ to ¾ turn with a slitted socket wrench or Rheotool (P/N 8710-2391). If you are using a torque wrench, tightening torque should be between 1.5 and 3.0 Nm)	Finger-tighten, then tighten an extra ¼ to ½ turn with a slitted socket wrench or Rheotool (P/N 8710-2391). (If using a torque wrench, tightening torque should be between 1.5 and 3.0 Nm).
Polymeric finger-tight: PEEK and polyketone	1. Slide the screw and ferrule onto the capillary. 2. Insert capillary into the port until it is completely seated in the end fitting. 3. Finger-tighten the nut until the capillary does not rotate. 4. Make sure the capillary cannot be easily pulled out.	Additional tightening if necessary See "good connections" step by step
1200 bar removable fitting	1. Slide the screw, along with the back and front ferrules, onto the capillary. 2. Insert capillary into the port until it is completely seated in the end fitting. 3. Finger-tighten the nut until the capillary does not rotate. 4. Tighten the nut about ¾ turn with a socket wrench. 5. For stainless steel capillaries, if using a torque wrench, tightening torque should be between 1.0 and 1.2 Nm. 6. For stainless steel coated PEEK capillaries, do not exceed 0.8 Nm.	Finger-tighten, then tighten an extra ¼ to ½ turn with a socket wrench. For stainless steel capillaries, if using a torque wrench, tightening torque should be between 1.0 and 1.2 Nm. For stainless steel coated PEEK capillaries, if using a torque wrench, do not exceed 0.8 Nm.
PEEK/stainless steel	1. Slide the screw, along with the back and front ferrules, onto the capillary. 2. Insert capillary into the port until it is completely seated in the end fitting. 3. Finger-tighten the nut until the capillary does not rotate. 4. Tighten the nut about ½ turn with a socket wrench.	Finger-tighten, then tighten an extra ¼ to ½ turn with a socket wrench.

How do I prepare the perfect fitting connection?

Problems with stainless steel tubing connections are commonly mistaken for column issues – and are the source of many calls to Agilent's technical support line.

Connection problems often arise because different manufacturers supply different types of fittings, as you can see in the following diagram:

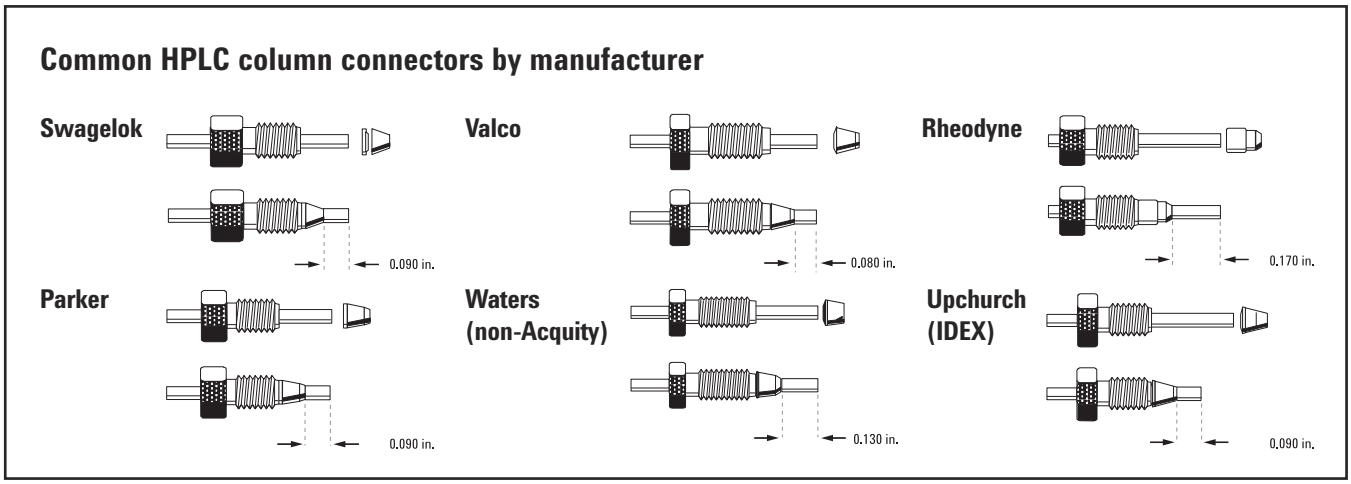

Ideally, you should use the fittings recommended by your column manufacturer. Most analytical reversed phase columns are compatible with Swagelok or Parker-type fittings when correctly seated in the column.

Stainless steel fittings are the best choice for permanent, high-pressure sealing. Agilent recommends Swagelok-type fittings with front and back ferrules, because they deliver the best performance for Agilent LC systems – and can be used on most instrument connections, including valves, heaters, and column connections.

For lower-pressure operation, finger-tight polymeric fittings allow you to easily adjust the end-fitting to seat the capillary into the column properly – helping avoid extra-column voids and leaks. These connectors can be tightened without wrenches. High-pressure fittings, which are designed to be removed and resealed, are also available for pressures up to 1200 bar.

How do I align the connection properly?

The importance of correct tubing length (relative to the distance from the end of the tubing to the bottom of the ferrule) cannot be overstated. If the tubing is too long, the ferrule will not seat properly and leaks will occur. Likewise, if the tubing is not pushed in far enough, a void occurs, creating extra-column volume that acts as a "mixing chamber", which can cause peak tailing, and/or poor peak shape.

Always make sure you use the correct fittings, and that all fittings are properly seated in the column end fitting – especially if you use columns from different manufacturers.

Examples of incorrect fittings

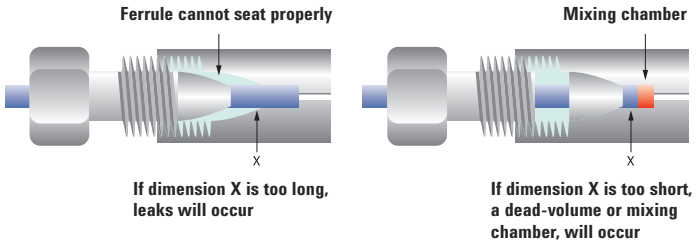

A good connection, step by step

This connection uses a Swagelok-type fitting which is good for connections to the instrument. For column connections, it is ideal to use polymeric finger-tight fittings, which are removable, or the 1200 bar removable fitting.

1. Select a nut that is long enough for the fitting you'll be using.
2. Slide the nut over the end of the tubing.
3. Carefully slide the ferrule components on after the nut, then finger-tighten the assembly while making sure the tubing is completely seated in the bottom of the end fitting.
4. Use a wrench to gently tighten the fitting; this will force the ferrule to seat onto the tubing, ½ to ¾ turn with a wrench. Do not over-tighten! That will shorten the useful life of the fitting.
5. Once you are sure your fitting is complete, loosen the nut and inspect the ferrule for correct position on the tubing.

Note: Avoid re-using a capillary on a different location. The position of the fitting is done the first time it is screwed on a port and all the ports are not strictly identical.

What are the benefits of a small internal diameter?

The roughness of the internal capillary surface is a function of the capillary's outer diameter. A smaller outer diameter provides better smoothness for the internal capillary surface.

Agilent's unique stainless steel LC capillary connections for liquid chromatography are designed for small inner diameters, reducing backpressure and blocking. To make these connections compatible with standard 1/16 in capillaries, we weld a tight, flat sleeve at both ends. Agilent's unique laser welding process ensures that the capillary ends are absolutely flat, eliminating any chance of additional dead volume.

Which capillary connection size is right for me?

Choose the shortest practical length and narrowest diameter that your application and system allows. For 4.6 mm id columns, 0.17 mm capillaries are usually sufficient, but for narrower id columns like 2.1 mm, 0.12 mm id capillaries are used to keep sample dispersion as low as possible. There are also new ultra-low dispersion capillaries (0.075 mm id) for use with the 1290 Infinity LC.

How can I get rid of extra-column volume effects?

Extra-column volume effects can be caused by capillaries that are too long, so try a shorter- length capillary. For low-volume, high efficiency columns (e.g., Agilent ZORBAX Eclipse Plus C18, 2.1 x 50 mm, 1.8 µm), replace 0.17 mm id (green) capillaries with 0.12 mm id (red).

For additional information on extra-column volume and its effect, see our application note *"Reduce Tubing Volume to Optimize Column Performance"* at **www.agilent.com/chem/library/applications/5990-4964EN.pdf**

What should I do about high backpressure?

High backpressure issues are usually not caused by capillaries. However, you should check to make sure the capillary isn't blocked, and replace if necessary, as part of your troubleshooting.

How can I reduce peak broadening, related to my capillary?

In addition to optimizing the length and diameter of the capillary, proper positioning in the fitting is important. The distance between the end of the capillary and the bottom of the ferrule may be too long or too short (creating a void), resulting in a poor connection. This can cause leaks or peak shape issues, such as broadening when the sample mixes in the void. A re-usable fitting can be adjusted, but with stainless steel a new fitting will need to be made.

How do I eliminate detector spikes and bubbles?

Check for air leaks at the capillary connections, and tighten as needed.

Pump Supplies

Regular pump maintenance helps lower operating costs and generate precise results that make you feel confident.

You can count on Agilent isocratic, binary, quaternary, capillary, and preparative pumps for superior flow and composition stability. And by following a regular maintenance routine, you can also count on maximum uptime and a steady, accurate solvent flow for the life of the pump.

Sapphire piston and seals

Pump Routine Maintenance Procedures

- Replace the seals and pistons
- Replace the PTFE frit
- Replace the cartridge in the Active Inlet Valve
- Clean the outlet ball valve
- Clean or replace the solvent inlet frits

Routine pump maintenance should be done on a regular basis to keep your Agilent LC system performing at its optimum. You can perform all maintenance procedures at once or as needed. Some parts may need to be replaced more than others depending upon your application and solvent preparation procedures.

Pump Routine Maintenance Procedures

Symptom	Cause	Solution
Solvent dripping out of waste outlet when valve closed	Leak on pump head	Exchange the purge valve frit or the purge valve
Pressure ripple unstable	Dirty active inlet valve cartridge	Run leak test for verification and exchange the active inlet valve cartridge
	Leak on pump head	Run leak test for verification and exchange the outlet ball valve sieve or the complete valve
Gradient performance problems, intermittent pressure fluctuations	Solvent filter is blocked	Change the solvent filter
A pressure drop of >10 bar across the frit (5 mL/min H_2O with purge valve open) indicates blockage	Dirty frit	Exchange the purge valve frit or the purge valve
Leaks at lower pump head side Unstable retention time Pressure ripple unstable	High seal wear	Run leak test for verification and exchange the pump seals
Seal lifetime shorter than normally expected	Scratch on plunger	Check plungers while changing the seals
Loss of wash solvent	Leaky wash seals	Exchange the wash seals

Purge valve assembly, G1311-60009

Purge valve with PTFE frit, G4280-60061

PTFE frits, 01018-22707

Purge Valves

Description	Comments	Part No.
Purge valve with PTFE frit, 400 bar	For G1310A, G1311A, G1312A, G1376A, G2226A	G1311-60009
Purge valve with PTFE frit	For 1120	G4280-60031
Purge valve with PTFE frit	For G1311C, G1312C, 1220	G4280-60061
Purge valve with PTFE frit	For G1310B, G1311B, G1312B, G4302A,	G1312-60061
PTFE frit	For G1310A, G1311A, G1312A, G1376A, G2226A, 1120, 1220, 1220, G1310B, G1311B, G1312B, G1311C, G1312C, G4202A	01018-22707
Seal cap	Not suitable for outlet ball valves with integrated seal	5067-4728
Seal for purge valve	For 1120	0905-1192
Purge valve actuator	For 1120	G4280-60033
Bio-inert purge valve	For G5611A	G5611-60061
5 position / 7 port rotor seal	For G4220A, G4220B	5068-0005
5 position / 7 port stator	For G4220A, G4220B	5068-0004
Multi purpose valve head	For G4204A	5067-4174
Stator for 5067-4174 multi purpose valve head	For G4204A	5068-0122
Rotor for 5067-4174 multi purpose valve head	G4204A	5068-0123
Stainless steel filter assembly with PEEK ring, 2 µm pore size	For G1361A	5022-2192
Open end wrench, 14 mm	To remove purge valve	8710-1924

TIPS & TOOLS

Information on maintenance procedures can be found at **www.agilent.com/chem/LCmaintenancenotes**

Inlet and Outlet Valves

Inlet Valves

Description	Comments	Part No.
Active inlet valve without cartridge	For G1310A, G1311A, G1312A, G1376A, G2226A, G1312B, G1312C	G1312-60025
Cartridge for active inlet valve 400 bar	For G1310A, G1311A, G1312A, G1376A, G2226A, G1312C	5062-8562
Cartridge for active inlet valve 600 bar	For G1312B	G1312-60020
Bio-inert active inlet valve	For G5611A	G5611-60025
Bio-inert cartridge for active inlet valve, 600 bar	For G5611A	G5611-60020
Inlet valve for 1290 quaternary pump	For G4204A	G4204-60022*
Valve assemblies (inlet/outlet) for prep pumps	For G1361A	G1361-60012
Passive inlet valve	For G1310B, G1311B, G1311C, 1120, 1220, G4302A	G1312-60066*
Passive inlet valve	For G4220A, G4220B	G4220-60022*
Seal cap	Not suitable for outlet ball valves with integrated seal	5067-4728

*Inlet valve with integrated seal.

Active inlet valve without cartridge, G1312-60025

Cartridge, 400 bar, 5062-8562

Passive inlet valve, G1312-60066

Seal cap, 5067-4728

Outlet Valves

Description	Comments	Part No.
Outlet ball valve	For G1310A, G1311A, G1312A,G1376A, G2226A, 1120, 1220, G1310B, G1311B, G1311C, G1312B, G1312C, G4302A	G1312-60067*
Outlet ball valve	For G4220A, G4220B, G4204A	G4220-60028*
Bio-inert outlet ball valve	For G5611A	G5611-60067*
Valve assemblies (inlet/outlet) for prep pumps	For G1361A	G1361-60012
Seal cap	Not suitable for outlet ball valves with integrated seal	5067-4728

*Outlet ball valve with integrated seal.

Outlet ball valve, G1312-60067

Outlet ball valve, G4220-60028

TIPS & TOOLS

Information on maintenance procedures can be found at
www.agilent.com/chem/LCmaintenancenotes

Sapphire piston and seals

Pistons and Seals

Agilent pistons are made from a high purity, monocrystalline sapphire for maximum durability. Although ceramic pistons can be manufactured at a lower cost, ceramic is a sintered, polycrystalline material, which can cause undesirable variations during the production process. Agilent sapphire pistons are:

- Meticulously cut at just the right angle, making them durable – and long lasting
- Precisely aligned in their stainless steel holder to minimize wear on the piston and seal

Agilent seals are designed to fit snugly around our pistons, and are capable of adapting to a wide range of flow rates and pressures. Agilent piston seals are:

- Spring-loaded and engineered to deliver optimal performance over highly dynamic flow and pressure ranges
- Manufactured from a proprietary polymer blend, and feature a spring made from the same high-quality stainless steel that is used in our pump's flow path

The combination of our piston and seal has undergone extensive testing under temperature stress, with all common HPLC solvents, and in many instruments. More importantly, they yield consistent, reproducible results.

Pistons

Description	Comments	Part No.
Sapphire plunger	For G5611A, 4302A	5067-4695
Zirconium based ceramic plunger	For G4220A, G4220B, G4204A	5067-4678
Sapphire plunger	For G1310A, G1311A, G1312A, G1376A, G2226A, 1120, 1220, G1310B, G1311B, G1312B, G1311C, G1312C	5063-6586
Sapphire plunger	For G1361A	G1361-22402

Seals

Description	Comments	Part No.
Bio-inert piston seal	For G5611A	G5611-21503
Piston seal polyethylene	For G4220A, G4220B, G4204A	0905-1719
Piston seal graphite filled PTFE (reversed-phase) (2/pk)	For G1310A, G1311A, G1312A, G1376A, G2226A, 1120, 1220, G1310B, G1311B, G1312B, G1311C, G1312C, G4302A	5063-6589
Piston seal Polyethylene (normal phase)	For G1310A, G1311A, G1312A, G1376A, G2226A, 1120, 1220, G1310B, G1311B, G1312B, G1311C, G1312C, G4302A	0905-1420
Piston seal	For G1361A	5022-2188

Piston seals, 5063-6589

Specific parts for 1290 Infinity LC pumps

Description	Comments	Part No.
Jet Weaver 35 µL/100 µL	For G4220A, G4220B, G4204A	G4220-60006
Jet Weaver 380 µL	For G4220A, G4220B, G4204A	G4220-60012
Clamp for in-line filter	For G4204A	G4204-40000
Outlet filter 1290 quaternary pump	For G4204A	G4204-60004
Inlet valve for flush pump		5067-4717
Outlet valve for flush pump		5067-4716
Tubing kit 270 mm, 2/pk		5067-4661
Tubing kit 140 mm, 2/pk		G4220-60035
Shut-off valve	For G4220A, G4220B, G4204A	5067-4124
Inline pressure relief valve kit	For G4220A, G4220B	G4212-68001
Solvent selection valve bridge tube		5067-4697
Pressure relief valve	For G4220A, G4220B	G4212-60022
PEEK seal for inlet weaver assembly	For G4204A	G4204-40005
Support ring	For G4220A, G4220B	G4220-60015
Seal keeper	For G4220A, G4220B	G4220-60016

TIPS & TOOLS

Information on maintenance procedures can be found at **www.agilent.com/chem/LCmaintenancenotes**

Peristaltic pump, 5042-8507

Peristalitic pump with ChemSure tubing, 5065-9952

Seal Wash

The routine use of highly concentrated buffer solutions (100 mM) will reduce the life of seals and pistons in your pump. Counteract the problem with one of Agilent's seal wash kits, which flush the back of the seal with a wash solvent. **Note:** Water/isopropanol (90/10) is recommended as the wash solvent.

Seal Wash

Description	Comments	Part No.
Peristaltic pump cassette with silicone tubing	For 1100/1200/1200 RRLC and 1260 Infinity LC pumps	5042-8507
Silicone tubing, 1 mm id, 3 mm od, 5 m		5065-9978
Peristalitic pump with ChemSure tubing	For 1100/1200/1200 RRLC and 1260 Infinity LC pumps	5065-9952
ChemSure tubing for peristaltic pump		5042-8954
Wash Seal and Wash Keeper		
Wash seal	For 1100/1200/1200 RRLC, 1120 and 1260/1220 Infinity LC pumps	0905-1175
Seal keeper	For 1100/1200/1200 RRLC and 1120 pumps	5001-3743
Bio-inert seal keeper	For G5611A LC pump	G5611-26210
Wash seal gasket, 6/pk	For 1100/1200/1200 RRLC, 1120 and 1260/1220 Infinity LC pumps	5062-2484
Wash seal PE	For 1290/1260/1220 Infinity LC pump	0905-1718
Support ring	For 1290/1260/1220 Infinity LC pump	G4220-63010
Support ring	For 1290 Infinity pump without seal wash	G4220-63015
Backup ring for seal holder	For 1290/1260/1220 Infinity LC pump	G4220-24013
Seal keeper	For 1290/1260/1220 Infinity LC pump	G4220-26210

TIPS & TOOLS

Information on maintenance procedures can be found at **www.agilent.com/chem/LCmaintenancenotes**

Solvent Reservoir and Supplies

Solvent Reservoir and Supplies

Description	Part No.
Solvent Reservoir	
Solvent reservoir, 1 L	9301-1420
Solvent reservoir, 1 L, with cap	9301-1421
Solvent reservoir, 1 L, F29/32	9301-0656
Solvent reservoir, amber, 1 L	9301-1450
Solvent bottle, clear, 2 L, 2 inlets	5065-4421
Solvent bottle, amber, 2 L	9301-6341
Solvent bottle, clear, 2 L	9301-6342
Bottle Head Assembly	
Bottle head assembly for screw bottle	G1311-60003
Bottle head assembly for F29/32 tapered solvent bottle	G1312-68716
Bottle head assembly with tubing and filter For capillary and nano systems (with stainless steel solvent filter)	G1376-60003
Bottle head assembly for prep system	G1361-60022
Bottle head assembly	G4220-60007
Bottle cap with 3-hole insert	5063-6531

Solvent reservoirs

Prep bottle, 5065-4421

Solvent bottle, amber, 9301-6341

Glass filter, 5041-2168

Cleaning the Solvent Filter

If the filter is in good condition, the solvent will freely drip out of the solvent tube (hydrostatic pressure). If the solvent filter is partially blocked, only very little solvent will drip out of the solvent tube.

Caution: Small particles can permanently block the capillaries and valves of the module.

- Always filter solvents
- Never use the module without solvent inlet filter

Solvent Filters

Description	Recommended Use	Part No.	Frit Adapter	Part No.	Frit Inlet ID (mm)	Tube OD (mm)
Glass filter, solvent inlet, 20 µm pore size	Analytical scale, micro scale	5041-2168	Frit adapter, PTFE, 3 mm, 4/pk	5062-8517	5	3.2
Glass filter, solvent inlet, 40 µm pore size	Preparative LC	3150-0944	Frit adapter, PTFE for 4.7 mm od tubing	G1361-23205	7	4.7
Glass filter, solvent inlet, 40 µm pore size	Preparative LC	3150-0944	Frit adapter, PTFE, 4 mm	G1361-23204	7	4
Glass filter, solvent inlet, 40 µm pore size	For G2258A Dual Loop Autosampler	3150-0944	Frit adapter, PTFE for 3.2 mm od tubing	G2258-23201	7	3.2
Solvent inlet filter, stainless steel	For use in capillary and nano systems	01018-60025				

Filter frit adapters, 5062-8517

Frits and Adapters

Description	Part No.
Solvent mixer, 1100 Series	G1312-87330
Solvent mixer, short, 200 µL	5067-1565
Frit adapter, PTFE, for 4.7 mm od tubing	G1361-23205
Frit adapter, PTFE, for 3.2 mm od tubing For G2258A Dual Loop Autosampler	G2258-23201
O-ring, Viton, 30 mm	0905-1516
Stainless steel filter assembly with PEEK ring, 2 µm pore size	5022-2192

Solvent inlet filter, 01018-60025

Safety Caps

Open or partially covered solvent bottles can lead to the evaporation of solvents and harmful solvent vapors. Prevent solvent evaporation and possible chemical spills with solvent safety caps from Agilent. These safety caps have been designed for optimal sealing with an integrated exhaust valve providing pressurization during solvent extraction and allowing proper solvent flow to your HPLC system. The exhaust valve contains a PTFE membrane to prevent contamination of your solvents from dirt and dust particles.

- Designed to fit all solvent bottles
- Constructed of PTFE and PFA for high chemical resistance
- Caps rotate freely, preventing tube twisting during bottle exchange
- Available in GL40, GL45, S60 and NS29/32 thread sizes

10 L waste can assembly, S60, 5043-0243

Installation Details for Solvent Safety Caps

Installation Guide for Standard Safety Caps – 4 Simple Steps to Install a Safety Cap

1. Guide the solvent tube through the fitting on the safety cap
2. Re-connect the solvent inlet filter to the solvent tube (open end)
3. Screw the safety cap on top of your solvent bottle
4. Adjust the length of the solvent tube in the solvent bottle and fix the tube by tightening the fitting

Safety Cap I, 5043-0223

Installation Instructions for Safety Caps with Stopcocks

These caps have a shut-off valve which can be closed. This keeps the solvent tube in the bottle during maintenance activities with no risk of having solvent dropping out of the flow path.

4 Simple Steps to Install a Safety Cap with Stopcocks

1. Cut the solvent tube in 2 parts
2. Connect the upper part to the fitting (red or blue) on the safety cap (Top)
3. Cut a suitable length and connect the lower part to the fitting on the safety cap (Bottom)
4. Screw the safety cap on top of your bottle

Safety Cap II, 5043-0224

Safety Cap IV for GL45 bottles, 5043-0226

Safety Cap IV for S60 threaded waste bottles, 5043-0227

5 L waste can assembly, GL45, 5043-0242

10 L waste can assembly, S60, 5043-0243

Safety Caps and Accessories

Description	Kit Contents	Part No.
Safety Cap II with 2 ports – NS29/32	Includes 1 safety cap, 2 fittings 3.2 mm PFA, 1 venting valve with 1 µm PTFE membrane	5043-0221
Safety Cap I with 1 port – GL 45	Includes 1 safety cap, 1 fitting 3.2 mm PFA, 1 venting valve with 1 µm PTFE membrane	5043-0223
Safety Cap II with 2 ports – GL 45	Includes 1 safety cap, 2 fittings 3.2 mm PFA, 1 venting valve with 1 µm PTFE membrane	5043-0222
Safety Cap I with 1 port for prep – GL45	Includes 1 safety cap, 1 fitting 4.7 mm PFA, 1 venting valve with 1 µm PTFE membrane	5043-0300
Safety Cap I with 1 stopcock – GL45	Includes 1 safety cap, 1 fitting 2.3 mm PFA, 1 fitting 2.3 mm PTFE, 1 venting valve with 1 µm PTFE membrane	5043-0225
Safety Cap II with 2 stopcocks – GL 45	Includes 1 safety cap, 2 fittings 2.3 mm PFA, 2 fittings 2.3 mm PTFE, 1 venting valve	5043-0224
Safety Cap IV with 4 ports – 1 leak port – GL45	Includes 1 safety cap, 4 fittings 2.3 mm PFA, 4 fittings 1.6 mm PFA, 4 fittings 2.3 mm PFA, 1 leak hose. Must be used with charcoal filter, P/N 5043-0230.	5043-0226
Safety Cap IV with 4 ports – 1 leak port – S60	Includes 1 safety cap, 4 fittings 2.3 mm PFA, 4 fittings 1.6 mm PFA, 1 leak hose. Must be used with charcoal filter, P/N 5043-0230.	5043-0227
5 L waste can GL45 with 4 ports and 1 leak port	Includes 5 L waste can, 1 safety cap (5043-0226), 2 ports collector PTFE. Must be used with charcoal filter, P/N 5043-0230.	5043-0242
10 L waste can S60 with 4 ports and 1 leak port	Includes 10 L waste can, 1 safety cap (5043-0227), 2 ports collector PTFE. Must be used with charcoal filter, P/N 5043-0230.	5043-0243
Safety Waste Set S50	Includes 5 L space saving waste can, 1 safety cap, 4 fittings 2.3 mm PFA, 1 x 6.4 mm tubing connector, Charcoal filter (48 g)	5043-0831
Venting valve with 1 µm PTFE membrane*		5043-0232
Thread Adapter GL45-GL40 (PTFE)		5043-0234
Thread Adapter PTFE, GL45-GL38		5043-0272
Thread adapter GL45-GPI38-23, (PTFE)		5043-0832
Safety funnel + cover S60, PEHD, conductive		5043-0828
Safety funnel + cover S60, PEHD		5043-0829
Tool for fitting		5043-0830

*Valve change is recommended every six months

Replacement Parts for Safety Caps

Description	Unit	Part No.
Fitting for 3.2 mm tube, PFA	6/pk	5043-0255
Fitting for 2.3 mm tube, PFA	5/pk	5043-0228
Fitting for 1.6 mm tube, PFA	5/pk	5043-0229
Charcoal filter, 48 g		5043-0230
Screw plug 1/4 in, PTFE		5043-0231
Venting valve with 1 µm PTFE membrane*		5043-0232
Screw plug 1/8 in, PTFE	5/pk	5043-0233
2 ports collector, PTFE		5043-0235
5 L waste can, GL45		5043-0236
10 L waste can, S60		5043-0237
3 port collector		5043-0238
Adapter for two 3.2 mm tubes		5043-0239

*Valve change is recommended every 6 months

2.3 mm fittings to connect waste tubes from the purge valve, 5043-0228

1.6 mm fitting to connect wash tubes going to the peristaltic pump of the High Performance ALS/Wellplate Sampler, 5043-0229

Charcoal filter, 48 g, 5043-0230

Screw plug, 1/4 in, PTFE, 5043-0231

Replacement PTFE filter (replace every six months), 5043-0232

Screw plug, 1/8 in, PTFE, 5043-0233

2 ports collector (PTFE), 5043-0235

1200 Series Vacuum Degasser

Vacuum Degassers

A vacuum degasser is recommended for:

- Maximum sensitivity in the low UV wavelength range
- High injection precision
- High retention time reproducibility
- Flow rates below 0.5 mL/min

Mounting tool, 0100-1710

Vacuum Degasser Care

- To generally clean the vacuum degasser tubing, flush the system with isopropanol
- Flush the degasser with water after using buffers
- Speed solvent changes by drawing solvent through the degasser and tubing with syringe adapter kit

Plastic tubing cutter, 8710-1930

Ferrules and rings, 5063-6598

PPS nuts, 5063-6599

Vacuum Degassers

Description	Comments	Part No.
Tubing kit, degasser to pump, 4/pk, 30 cm pieces of tubing with screws and bushings	For G1322A, G1379A/B	G1322-67300
Inlet tubing	For Agilent 1260 Infinity Quaternary Pump VL	5067-5378
Mounting tool for flangeless nut	For G1322A, G1379A/B	0100-1710
Plastic tubing cutter	For G1322A, G1379A/B	8710-1930
Tefzel ferrules and SS lock rings, 1/8 in, 10/pk	For G1322A, G1379A/B	5063-6598
PPS nuts, 1/8 in, 1/4-28 thread, 10/pk	For G1322A, G1379A/B	5063-6599
Union, 1/4-28 thread, polypropylene	For G1322A, G1379A/B	5022-2155
PTFE solvent tubing, 5 m, 1.5 mm id, 3 mm od	For G1322A, G1379A/B	5062-2483
Disposable syringes, 20 mL, 10/pk	For G1322A	5062-8534
Syringe adapter, 1/16 in od, 2 in long	For G1322A	9301-1337
Micro vacuum degasser tubing kit	For G1379A	G1379-67310
Micro vacuum degasser tubing kit	For G1379B	5042-8922
Online degasser accessory kit Includes 8 screws, 8 bushings, 4 markers, tubing, syringe and syringe adapter	For G1322A, G1379A/B	G1322-68705
Vaccum chamber (2 channel)	For G1379A, G1379B	5067-4798
Tubing kit for 5067-4798 vaccum chamber	For G1379A, G1379B	5067-5380
Vaccum chamber replacement kit Includes two 5067-4798 and one 5067-5380	For G1379A, G1379B	5067-5383

Pump Kits

Pump Kits

Description	Kit Contents	Part No.
Start-up Kits		
Pump start-up kit For 1100/1200/1220 RRLC pumps	Includes 1 outlet cap, 5 PTFE frits, 4 piston seals, 1 outlet gold seal, 2 glass solvent inlet filters, 20 µm, and 1 cartridge for active inlet valve	G1311-68710
Nanoflow LC start-up kit	Includes PEEK coated fused silica capillaries, column and fittings to start up a Nanoflow LC System	G2228-68700
Seal Wash Kits		
Active seal wash kit	Includes 2 wash seal gaskets, 2 pump seals, peristaltic pump (includes pump cassette and motor), 2 seal keepers, 2 support ring assemblies, seal insert tool and silicone tubing	G1311-68711
Active seal wash kit	Includes 4 wash seal gaskets, 4 pump seals, 2 peristaltic pumps (includes pump cassette and motor), 4 seal keepers, 4 support ring assemblies, seal insert tool and silicone tubing	G1312-68711
Continuous seal wash kit For 1100/1200/1200 RRLC pumps	Includes 2 wash seal gaskets, 4 m flex tubing, 2 pump seals, 1 flow regulator, 2 seal keepers, 2 support ring assemblies, 20 mL luer lock syringe, seal insert tool and abrasive paper	01018-68722
Seal wash kit for 1260 Capillary/Nano pump	Includes 3 adaptor luer/barbs, 2 film washers, 1 insert tool, 2 seal pumps, 1 clamp hose, 2 seal wash, 1 syringe, 2 support ring 1290 Infinity LC w/seal wash, 2 seal keepers for 1290 Infinity LC, and 2 backup rings for seal keeper 1290 Infinity	G1376-60005
Seal wash PM kit For 1260 Infinity LC pumps	Includes 2 PTFE wash seals (P/N 0905-1175), 2 gasket wash seals (P/N 01018-07102)	G1310-68742
PM kit for seal wash option	Includes 2 wash seals and 1 pack of 6 wash seal gaskets	G1310-68731
Preventive Maintenance Kits		
For 1260 Infinity LC isocratic or quaternary and 1220 pumps	Includes 1 PTFE pump seal (P/N 0905-1503), PTFE frits, 5/pk (P/N 01018-22707), 1 seal cap (P/N 5067-4728)	G1310-68741
For 1260 Infinity LC binary pump	Includes 1 PTFE pump seals (P/N 0905-1503), PTFE frits, 5/pk (P/N 01018-22707), 1 seal cap (P/N 5067-4728), sieves for outlet valve, 10/pk (P/N 5063-6505)	G1312-68741
For 1100/1200 isocratic or quaternary pumps	Includes piston seal, PTFE frits, and 2 seal caps	G1310-68730
For 1290 Infinity pump	Includes pump seal exchange tool, torque wrench, and hex bit	5067-4699
For Bio-inert quaternary pump	Includes bio-inert piston seal, 5/pk PTFE frits, seal cap assembly, film washer, peristaltic pump, silicone tubing, Bio-inert wash seal	G5611-68741

(Continued)

Pump start-up kit, G1311-68710

Pump Kits

Description	Kit Contents	Part No.
Preventive Maintenance Kits		
For 1100/1200 binary pump	Includes 4 piston seals, PTFE frits, 2 sieves, and 3 seal caps	G1312-68730
For G1376A capillary pump	Includes 4 pump seals, 1 stainless steel frit, and 4 seal cap assemblies	G1376-68710
For 1100/1200 and 1260 Infinity LC prep pump	Includes 1 filter cup (P/N 3150-0942), 4 seal prep flange (P/N 5022-2188), 1 filter assembly (P/N 5022-2192), 1 peristaltic pump	G1361-68710
For 1120 manual injector systems	Includes 1 piston seal, 5 PTFE frits, 1 PEEK rotor seal, and 2 seal cap assemblies	G4280-68710
For 1220 manual injector systems	Includes piston seals, PTFE frits, rotor seal, and 2 seal cap assemblies	G4280-68750
For 1220 automated injector systems	Includes piston seals, PTFE frits, rotor seal, 2 seal cap assemblies, needle and needle seat	G4280-68770
For 1120 automated injector systems	Includes 1 piston seal, 5 PTFE frits, 1 Vespel rotor seal, 1 needle, 1 needle seat, and 2 seal cap assemblies	G4280-68730
Extended PM kit For 1100/1050/1200 pumps	Includes 2 piston seals (P/N 5063-6589), PTFE frits, 5/pk (P/N 01018-22707), cartridge active inlet valve (P/N 5062-8562), outlet ball valve (P/N G1312-60067) and 2 pistons (P/N 5063-6586)	5065-4499
Accessory Kits		
1260 Infinity LC binary pump accessory kit	Includes 1 tubing assembly (P/N 5063-6527), 1 CAN cable (P/N 5181-1519), 1 RRLC system configurator, 1 stainless steel capillary, 400 x 0.17 mm (P/N G1312-87303), 1 stainless steel capillary, 700 x 0.17 mm (P/N G1312-87304)	G1312-68755
1100/1200 pump accessory kit	Includes 3 wrenches, 5 PTFE frits, tubing, capillary and wrist strap	G1311-68705
Pump configuration kit for G1312B with G1158B 2 position/6 port valve	Includes side cover with fixed rail, top and right cover for pump housing, and 6 connecting capillaries. Allows automatic switching between different delay volumes to optimize the system for 2.1 mm id or 4.6 mm id columns	G1312-68726
Capillary pump accessory kit	Includes purge valve and holder, hex keys 2.5 and 3 mm, 2 wrenches 1/2 in x 1/16 in, wrenches 1/4 in x 5/16 in and 14 mm, wrist strap, torque adaptor and stainless steel frit, 0.5 µm	G1376-68705
Accessory kit prep pump/gradient G1361A	Includes stainless steel connecting capillaries, solvent mixer, 2 L solvent bottle, bottle head assembly, filter, glass stop valve, stainless steel union, tubing and other parts	G1361-68707
Online degasser accessory kit	Includes 8 screws, 8 bushings, 4 markers, tubing, syringe and syringe adapter	G1322-68705
Extended flow range kit, 100 µL/min	Includes all parts to go from 20 µL/min to 100 µL/min flow rate in a capillary LC system	G1376-68707
Manual prep injection valve kit, stainless steel	Includes position sensing, 10 mL loop, 25 mL syringe, ring mounting bracket, start cable and SS connecting capillaries, 0.5 mm id, 40 cm and 60 cm	5065-9922

Outlet ball valve, G1312-60067

Autosampler Supplies

Your Agilent autosampler is designed to deliver accurate measurements, precise injection volumes, and high-quality data. And by following a regular schedule of preventive maintenance, you can ensure a lifetime of defensible results.

Autosampler Maintenance Schedule

Procedure	When to Perform	Time Required
Exchanging the needle assembly	When needle shows indication of damage or blockage	15 minutes
Exchanging the seat assembly	When the seat shows indication of damage or blockage	10 minutes
Exchanging the metering seal	When autosampler reproducibility indicates seal wear	30 minutes

Injection Valves

Valve	Use With	Part No.	RheBuild Kit	Rotor Seal Material	Rotor Seal	Stator	Stator Face
2 position/6 port injection valve, 400 bar	G1313A, G1329A, G1367A/B, 1120	0101-0921	0101-1257	Vespel	0100-1853	0100-1850	0100-1851
				Tefzel	0100-1849		
				PEEK	0100-2231		
2 position/6 port micro injection valve, 400 bar	G1377A, G1389A	0101-1050		Vespel	0100-2088	0100-2089	
2 position/6 port injection valve, 600 bar	G1329B, G1367C SL, G1367D SL Plus, G1367E, 1220 Infinity LC	0101-1422		PEEK	0101-1416	0101-1417	
10 port, dual loop valve, 400 bar	G2258A	0101-1385		Vespel	0101-2415	0101-1390	
2 position/6 port MBB injection valve, 400 bar	G2260A	0101-1267	0101-1268	PEEK	0101-1268*	0100-2195	
2 position/6 port ultra high pressure valve, 1200 bar	G4226A	5067-4114		Vespel	5068-0007	5068-0006	

*Includes seal and stator face

Injection Valve Assembly, 0101-0921

Stator for 2 position/6 port injection valve, 600 bar, 0101-1417

Stator for 2 position/6 port ultra high pressure valve, 1200 bar, 5068-0006

Needles and Needle Seats

The needle should be replaced when it becomes bent, burred or blunt, or when it is leaking or plugged. You should suspect a leak if you notice a trail of buffer crystals on the needle seat. The needle seat can become blocked if the sample contains particulates, as this is the first restriction that the sample experiences. If this occurs, try backflushing the needle seat capillary.

Needles and Needle Seats

Agilent Autosampler	Needle Assembly Description	Part No.	Compatible with Needle Seat	Part No.
G1313A, G1329A/B, 1120, 1220 Infinity LC (automated sampler only)	Needle assembly, standard autosampler	G1313-87201	Standard needle seat, PEEK 0.17 mm id capillary, 2.3 µL	G1329-87017
			Standard needle seat, PEEK 0.12 mm id capillary, 1.2 µL	G1329-87012
G1313A, G1329A, 1120, 1220 Infinity LC (automated sampler only)	Needle assembly, for use with PEEK seat	G1313-87203	Standard needle seat, PEEK 0.17 mm id capillary, 2.3 µL	G1313-87102
G1313A, G1329A/B, 1120, 1220 Infinity LC (automated sampler only)	Needle assembly, 900 µL upgrade	G1313-87202	Standard needle seat 0.17 mm id capillary, 2.3 µL	G1329-87017
G1389A	Needle assembly, micro LC autosampler	G1329-80001	Micro LC Needle seat 100 µm id capillary, 1.2 µL	G1329-87101
			Micro LC Needle seat 50 µm id capillary, 0.3 µL	G1329-87103
G1367A/B	Needle assembly, well plate autosampler (green)	G1367-87200	Needle seat Vespel, well plate autosampler 0.17 mm id capillary, 2.3 µL	G1367-87101
	Needle assembly, well plate autosampler (blue)	G1367-87201	Needle seat Vespel, well plate autosampler 0.12 mm id capillary, 1.2 µL	G1367-87102

(Continued)

Seat Assembly 0.17 mm id standard autosampler, G1329-87017

Seat Assembly 0.12 mm id standard autosampler, G1329-87012

Needles and Needle Seats

Agilent Autosampler	Needle Assembly Description	Part No.	Compatible with Needle Seat	Part No.
G1367C SL and G1367D SL Plus	Needle assembly, well plate autosampler (black)	G1367-87202	Needle seat, 600 bar, with seat capillary 0.17 mm id x 100 mm, 0.8 mm od	G1367-87017
			Needle seat, PEEK 600 bar, with seat capillary 0.12 mm id x 100 mm, 0.8 mm od	G1367-87012
G1367E	Needle assembly, 1290/1260 Infinity LC autosampler	G4226-87201	Needle seat, PEEK 600 bar, with seat capillary 0.12 mm id x 100 mm, 0.8 mm od	G1367-87012
G1377A	Needle assembly, micro well plate sampler	G1377-87201	Micro needle seat with seat capillary, 100 µm	G1377-87000
			Micro needle seat with seat capillary, 75 µm	G1377-87001
			Micro needle seat with seat capillary, 50 µm	G1377-87002
G2258A	Needle assembly, dual loop autosampler	G2258-68710	Twin needle seat, dual loop autosampler	G2258-87102
G2260A	Needle assembly, prep autosampler	G2260-87201	Needle seat, prep autosampler 0.5 mm id, 20 µL	G2260-87101
G4226A	Needle assembly, 1290/1260 Infinity LC autosampler	G4226-87201	Seat assembly, Vespel 0.12 mm, 1290 Infinity LC autosampler	G4226-87012
G4226A	Needle assembly, 1290/1260 Infinity LC autosampler	G4226-87201	Low dispersion needle seat	G4226-87020
G5667A	Bio-inert needle, 600 bar	G5667-87200	Bio-inert needle seat assembly, 600 bar	G5667-87017

Accessories

Description	Use With	Part No.
Seat adapter	G1313A, G1329A, G1389A, G2260A, 1120 and 1220 Infinity LC	G1313-43204
Finger caps, for Autosampler Gripper, 15/pk	G1313A, G1329A, G1389A, G2260A, 1120 and 1220 Infinity LC	5063-6506
Tool for micro seat capillary mounting	G1377A	G1377-44900

Needle seat, PEEK 600 bar, with seat capillary, G1367-87012

Seat assembly for 1290/1260 Infinity LC, G4226-87012

Needle Assembly for 1290/1260 Infinity LC, G4226-87201

Metering Device Supplies

Infrequently, the metering device seal and piston may need replacement if you see loss in injection volume precision or metering device leaking.

Metering Device Supplies

Piston Description	Use With	Part No.	Seal Description	Part No.
Sapphire piston, 40 µL	G1367D, G1389A, G1377A, G4226A	5064-8293	Piston seal, 2 mm, for G1367D, G1389A, G1377A	5022-2175
			Piston seal for G4226A	0905-1717
Sapphire plunger, 100 µL	G1313A, G1329A/B, G1367A/B/C, G1367E	5063-6586	Piston seal graphite filled PTFE (reversed-phase), 2/pk	5063-6589
Sapphire plunger, 100 µL	G5667A	5067-4695	Bio-inert piston seal	G5611-21503
Sapphire piston, 900 µL	G1313A, G1329A/B, G1367E	5062-8587	Metering valve seal	0905-1294
Piston, 5 mL	G2258A	G2258-60003	Piston seal	0905-1599

Piston seals, 5063-6589

Sample loop, 01078-87302

Loop capillary, 20 µL, G4226-60310

Loop Capillaries

Description	Agilent Autosampler	Part No.
Stainless steel loop capillary, 100 µL	G5667A	G5667-60320
	G1313A	01078-87302
	G1329A/B	
	1120	
	1220 Infinity LC	
	G1367A/B/C	G1367-87300
	G4226A	5067-4710
	G1367E	
Stainless steel loop capillary, 900 µL	G1329A/B	G1313-87303
	G2260A	
Loop capillary, 40 µL	G1367D	G1377-87310
	G4226A	5067-4703
	G1367E	
	G1377A	G1377-87300
	G1389A	G1329-87302
Loop capillary, 20 µL	G4226A	G4226-60310
	G1367E	
Loop capillary, 8 µL	G1389A	G1375-87303
	G1377A	G1375-87315
Loop capillary, 5 mL	G2260A	G2260-68711

Autosampler Trays

Autosampler Trays

Description	Part No.
For G1313A, G1329A/B, 1120, 1220 Infinity LC samplers	
100 position tray for 2 mL vials	G1313-44510
100 position tray for 2 mL vials, thermostattable	G1329-60011
40 position tray for 2 mL vials	G1313-44512
15 position tray for 6 mL vials	G1313-44513
External vial tray for 17 vials (disposal position)	G1313-60004
Disposal tube for external vial tray	G1313-27302
For G1367A/B/C/D/E, G2258A, G4226A	
Well plate tray, 2 well plates, 10 vials (supports 50 mm plates)	G2258-60011
Vial plate for 54 x 2 mL vials, 6/pk	G2255-68700
Vial plate for 15 x 6 mL vials	5022-6539
For G1367A/B/C/D/E	
100 position tray for micro vials Also for G4226A	G4226-60021
Plate for 27 Eppendorf Safe-lock tubes, 0.5/1.5/2 mL	5022-6538
For G2257A	
8.5 in well plate rack, 2/pk For 16 shallow well plates, 4 deep well plates (max 48 mm height) or 6 vial racks	G2255-68709
10 in well plate rack, 2/pk For 20 shallow well plates (max height 16 mm), not compatible with deep well plates	G2255-68710
8.5 in well plate rack extension Includes 3 racks for 3 x 16 shallow well plates, 2 x 4 deep well plates (max 48 mm height) or 3 x 6 vial racks	G2255-68720
10 in well plate rack extension Includes 3 racks for 3 x 20 shallow well plates (max height 16 mm), not compatible with deep well plates	G2255-68730
For G2250A	
205H rack, two 96-deep well plates	G2250-04504
200 rack, 13 x 100 mm tubes (9 mL), 96	G2250-04503
207 rack, 16 x 100 mm tubes (12 mL), 75	G2250-04502
209 rack, 12 x 32 mm tubes (12 mL), 96	G2250-04501
94A special holding 1100 tray	G2250-04500

Vial plate, G2255-68700

Vial plate, 5022-6539

Plate for 27 Eppendorf Safe-lock tubes, 5022-6538

Autosampler Kits

Autosampler Kits

Description	Kit Contents	Part No.
Preventive Maintenance Kits		
For G1329B autosamplers	Includes 1 PEEK rotor seal, 1 needle seat, 1 needle	G1313-68719
For G1313A, G1329A autosamplers	Includes 1 Vespel rotor seal, 1 needle seat, 1 needle, 2 metering seals and 15 finger caps	G1313-68709
For G1313A, G1329A samplers	Includes 1 Vespel rotor seal, 1 needle seat, 1 needle	G1313-68730
For G1367A/B autosamplers	Includes 1 Vespel rotor seal, 1 needle seat, 1 needle, 1 peristaltic pump cartridge, 1 seal tight nut	G1367-68730
For G1367C/D autosamplers	Includes 1 needle assembly, 1 low carry over seat, 1 peristaltic pump, 1 rotor seal	G1367-68734
For G1367E autosampler	Includes 1 PEEK rotor seal, 1 needle seat, 1 needle, 1 peristaltic pump cartridge, 1 metering seal	G1367-68741
For 1220 manual injector systems	Includes piston seals, PTFE frits, gold seals and rotor seal	G4280-68750
For 1220 automated injector systems	Includes piston seals, PTFE frits, gold seals, rotor seal, needle and needle seat	G4280-68770
For 1120 manual injector systems	Includes 1 piston seal, 5 PTFE frits, 2 gold seals, 4 outlet caps and 1 PEEK rotor seal	G4280-68710
For 1120 automated injector systems	Includes 1 piston seal, 5 PTFE frits, 2 gold seals, 4 outlet caps, 1 Vespel rotor seal, 1 needle and 1 needle seat	G4280-68730
For G4226A HiP autosampler	Includes 1 needle seat, 1 needle, 1 rotor 2 position/6 ports, 1 peristaltic pump, 1 metering seal	G4226-68735
Extended PM kit For G1313A, G1329A autosamplers	Includes 1 Vespel rotor seal, 1 needle seat, 1 needle, 1 metering seal, 1 stator face	5065-4498

(Continued)

Maintenance kit, G1313-68709

PM kit for 1220 manual injector systems, G4280-68750

Autosampler Kits

Description	Kit Contents	Part No.
Door Replacement Kits		
Cabinet upgrade kit for 1260 Infinity LC sampler	Includes side panel, top cover and front door	G1329-68736
Cabinet kit for G1367E and G4226A	Includes side panel, base plate and top cover	5067-4662
Door replacement kit for 1260 Infinity LC sampler	Includes front and side doors	G1329-68737
Door repair kit for G1367E and G4226A	Includes front door	G4226-67001
Light protection kit for G1329A	Includes opaque front and side doors and front cover	G1329-68718
Door replacement kit for G1329A	Includes transparent front and side doors	G1329-68727
Upgrade Kits		
Multidraw upgrade kit for G1313A/G1327A/G1329A autosamplers	Includes 500 µL capillary, 1500 µL capillary and ZDV union	G1313-68711
Large volume injection kit for the Agilent 1290 Infinity autosampler G4226A	80 µL seat capillary	G4216-68711

Cabinet upgrade kit, G1329-68736

Door replacement kit, G1329-68737

Fraction Collector Supplies

Agilent fraction collectors are designed to process data in real-time for instantaneous and precise fraction collection, while increasing throughput on your purification system. So you can be certain that you are getting the highest degree of recovery and purity for your fractions – even with low flow rates.

Fraction Collector Maintenance Schedule

Procedure	When to Perform
Analytical and Preparative Fraction Collector Maintenance	
Replace the inlet/waste tubing	Once per year – or when you notice signs of damage or wear
Replace the valve-to-needle tubing	Once per year – or when you notice signs of damage or wear
Exchange the preparative needle assembly	When the needle shows signs of damage or blockage
Exchange the analytical needle assembly	When the needle shows signs of damage or blockage, or when using the short needle assembly with tall test tubes (>45 mm)
Exchange the diverter valve	When the valve is leaking or not switching properly
Exchange the internal tray	When the flow delay sensor no longer works
Repair or exchange a funnel within the internal tray or funnel tray	When defective, leaky, blocked or contaminated
Micro Fraction Collector/Spotter Maintenance	
Replace fraction collector capillary	At least every six months or when worn, blocked or damaged
Exchange the capillary guiding assembly	When bent or damaged
Exchange the internal tray	When the flow delay sensor no longer works properly
Exchange the flap septum and waste tubing	At least every six months or when defective or contaminated

Micro fraction collector

Collecting Tubes and Trays

Tray Part No.	Hole Diameter (mm)	No. of Tubes	Tube Dimensions	Tube Part No.	Unit
G1364-84523	30	40	30 x 100 mm	5042-6458	100/pk
			30 x 48 mm	5042-6470	100/pk
G1364-84524	25	60	25 x 100 mm	5042-6459	100/pk
G1364-84525	16	126	16 x 100 mm	5022-6532	250/pk
			16 x 48 mm	5022-6533	100/pk
G1364-84516	12	215	12 x 100 mm	5022-6531	250/pk
			12 x 48 mm	5022-6534	100/pk
G1364-84532	Funnel tray	40	Any size		

Funnel tray for G1364C fraction collector, G1364-84532

Well Plate Trays

Tray Part No.	Description	Well Plate Part No.	Description	Unit
G1364-84521	Tray for 4 well plates, cooled	5042-1385	96-well plates, 0.5 mL, polypropylene	120/pk
		5042-1386	96-well plates, 0.5 mL, polypropylene	10/pk
G1364-84531	Tray for 4 well plates, adjustable, cooled	5042-6454	96-deep well plates, 1 mL, polypropylene	50/pk
		5042-1389	Closing mats for 96-well plates, silicone, pre-slit, fits 96-well plates P/N 5042-1385 and 5042-1386 only	50/pk
G1364-84522	Tray for 2 well plates, 10 funnels, cooled	5042-1388	384-well plates, 90 µL, polypropylene	30/pk
		5065-4402	96-deep well collection plates with glass inserts, caps, and septa, pre-assembled, 0.35 mL	
G1367-60001	Tray for 2 well plates, 10 vials, 2 mL	5188-5321	Glass inserts, 350 µL	1000/pk
		5188-5322	Caps/septa for glass inserts	1000/pk
		5042-8502	96-well plates, 150 µL, conical, polypropylene	25/pk
		G2255-68700	Vial plate for 54 x 2 mL vials	6/pk
		5022-6538	Plate for 27 Eppendorf Safe-lock tubes, 0.5/1.5/2 mL	
		5022-6539	Vial plate for 15 x 6 mL vials	

Collection plate, showing 96-position closing mat, 5042-1389

Vial plate, G2255-68700

Plate for 27 Eppendorf Safe-lock tubes, 5022-6538

Vial plate, 5022-6539

Fraction Collector Capillary Kits and Needles

Module	Max Flow Rate	Tube Size	Tubing Kit	Needle Length	Needle	Typical Use
G1364B	100 mL/min	0.8 mm id	G1364-68711		G1364-87201	Tubes (max 100 mm)
G1364C	1 mL/min	0.15 mm id	G1364-68723	50 mm	G1367-87200	Tubes (max 48 mm), well plates, vials
	10 mL/min	0.25 mm id	G1364-68712	50 mm	G1367-87200	
	10 mL/min	0.25 mm id	G1364-68712	20 mm	G1364-87202	Funnel tray (tubes max 75 mm)
	100 mL/min	0.8 mm id	G1364-68711	20 mm	G1364-87202	
G1364D	4 µL/min	25 µm id	G1364-87304			MALDI targets, well plates
	4-30 µL/min	50 µm id	G1364-87305			
	30-100 µL/min	100 µm id	G1364-87306			

TIPS & TOOLS

Information on maintenance procedures can be found at **www.agilent.com/chem/LCmaintenancenotes**

G1364D Micro Fraction Collector Supplies

Description	Part No.
MALDI spotting adapter for G1364D	G1364-83205
Well plate adapter assembly for G1364C/D	G1364-60021
Flap septum, PEEK, for internal tray	G1364-27107
Fused silica/PEEK capillary, 25 µm, 50 cm	G1364-87304
Fused silica/PEEK capillary, 50 µm, 50 cm	G1364-87305
Fused silica/PEEK capillary, 100 µm, 50 cm	G1364-87306
Waste tube, PTFE, 20 cm, 1.4 mm id, 2.0 mm od	G1364-86711
MALDI plate carrier Bruker	5022-6541
MALDI plate carrier Bruker PAC	5022-6546
MALDI plate carrier ABI	5022-6542
MALDI plate carrier ABI Opti-TOF	5023-0238
MALDI plate carrier Agilent	5022-6543
MALDI plate carrier Micromass	5022-6544
Target plate for AP-MALDI LC/MS	G1972-60025
Calibration plate Bruker	5023-0208
Calibration plate ABI 192	5023-0209
Calibration plate ABI 10x10 & 20x20	5023-0213
Calibration plate Agilent	5023-0214
Calibration plate Micromass	5023-0215
On-line matrix kit for MALDI spotting Includes BCD board/cable, syringe, needles, adapters, connector and capillary	G1364-68706
Adapter, female to female 1/4-28	5042-8517
Adapter, male Luer to female 1/4-28	5042-8518
Syringe, glass, 1 mL, 1/4-28 connector	5181-1541
Micro T-connector, PEEK, swept volume 29 nL, with 1/32 in id fittings	5042-8519
MALDI spotting tips, PTFE, 10/pk	G1364-81701

MALDI spotting adapter, G1364-83205

Well plate adapter assembly, G1364-60021

MALDI plate carrier Bruker, 5022-6541

Calibration plate Bruker, 5023-0208

Union, female to female, 5042-8517

Adapter, male Luer to female, 5042-8518

Micro T-connector, PEEK, 5042-8519

Injection Valve Assembly, 0101-0921

Valve Supplies

Agilent's industry-leading Manual Injection Valves are designed to ensure trouble-free operation with your HPLC System.

Our valves also feature patented "Make-Before-Break" architecture that allows you to switch between LOAD and INJECT positions without interrupting the flow. So you can analyze more samples in less time.

Valve Maintenance Notes

- Vespel is a polyimide with low wear and high chemical resistance. Vespel tolerates a pH range of 0 to 10. More basic solutions dissolve Vespel, which damages the rotor seal
- PEEK offers a high chemical resistance and versatility, and will tolerate the entire pH range from 0 to 14
- Tefzel is recommended for use in applications where PEEK cannot be used, such as methylene chloride or DMSO in higher concentrations

pH Range	0-7	7-10	10-14
Vespel			
PEEK			
Tefzel			

Injection Valves

Injection Valves

Valve	Use With	Part No.	RheBuild Kit	Rotor Seal Material	Rotor Seal	Stator	Stator Face
2 position/6 port injection valve, 400 bar	G1313A, G1329A, G1367A/B, 1120	0101-0921	0101-1257	Vespel	0100-1853	0100-1850	0100-1851
				Tefzel	0100-1849		
				PEEK	0100-2231		
2 position/6 port micro injection valve, 400 bar	G1377A, G1389A	0101-1050		Vespel	0100-2088	0100-2089	
2 position/6 port injection valve, 600 bar	G1329B, G1367C SL, G1367D SL Plus, G1367E, 1220 Infinity LC	0101-1422		PEEK	0101-1416	0101-1417	
10 port, dual loop valve, 400 bar	G2258A	0101-1385		Vespel	0101-2415	0101-1390	
2 position/6 port MBB injection valve, 400 bar	G2260A	0101-1267	0101-1268	PEEK	0101-1268*	0100-2195	
2 position/6 port ultra high pressure valve, 1200 bar	G4226A	5067-4114		Vespel	5068-0007	5068-0006	

*Includes seal and stator face

Stator for 2 position/6 port ultra high pressure valve, 1200 bar, 5068-0006

Switching valve

Switching Valve Supplies

A set of valve types specially designed for Agilent HPLC systems allows you to extend your HPLC applications. New valve offerings give you:

- More flexibility in solvent selection and column selection
- New automation capabilities in sample preparation
- Increased sample throughput through alternating column regeneration
- Increased separation performance with multidimensional chromatography

External Switching Valve Replacement Parts

Description	Use With	Valve Head	Rotor Seal Material	Rotor Seal	Stator Face	Stator Head	Repair Kit	Bearing Ring
2 position/6 port valve head, 600 bar	G4231A	5067-4131	PEEK	0101-1409	N/A	0101-1417	N/A	1535-4045
2 position/6 port valve head, 1200 bar	G4231B	5067-4117	Vespel	5068-0008	N/A	5068-0006		
2 position/10 port micro valve head, 600 bar	G4232A	5067-4144	PEEK	0101-1415	N/A	0101-1421		
2 position/10 port valve head, 1200 bar	G4232B	5067-4118	Vespel	5068-0012	N/A	5068-0011		
6-Column selector valve head, 600 bar	G4234A	5067-4146	PEEK	5068-0076	N/A	5068-0077		
6-Column selector valve head, 1200 bar	G4234B	5067-4142	Vespel	5068-0067	N/A	5068-0077		
Bio-inert 12 position/13 port valve POD, 210 bar	G4235A	5067-4159	PEEK	Repair Kit	Repair Kit	5068-0097	0101-1288	
Bio-inert 2 position/6 port, 600 bar	G5631A	5067-4148	PEEK	0101-1409	0100-1851	5068-0060	N/A	
2 position/10 port valve head Bio-inert, 600 bar	G5632A	5067-4132	PEEK	5068-0041	5068-0095	5068-0040		
Bio-inert 4-Column selector, 600 bar	G5639A	5067-4134	PEEK	5068-0045	5068-0093	5068-0044		

Internal Switching Valves Replacement Parts

Description	Use With	Part No.	Rotor Seal Material	Rotor Seal	Stator Face	Stator Head	Bearing Ring	Repair Kit
2 position/6 port, 400 bar	G1316A/B	G1316-67005	Tefzel	0100-1854	0100-1851	0100-1850	0100-1852	0101-1258
			Vespel	0100-1855				
			PEEK	0100-2233				
2 position/10 port CSV, 400 bar	G1316A	G1316-67007	PEEK	Repair Kit	Repair Kit	0101-1362	0100-1852	0101-1360
2 position/6 port HP CSV, 600 bar	G1316A 1260 Series/G1316B	G1353-68750	PEEK	0101-1409	N/A	0101-1417	1535-4045	N/A
2 position/6 port micro CSV, 400 bar	G1316A	G1316-67006	Vespel	0100-2087	N/A	0100-2089		
2 position/10 port CSV, 600 bar	G1316B	G1316-67009	PEEK	0101-1415	N/A	0101-1421		
2 position/6 port valve head, 600 bar	G1316C	5067-4137	PEEK	0101-1409	N/A	0101-1417		
2 position/6 port valve head, 1200 bar	G1316C	5067-4117	Vespel	5068-0008	N/A	5068-0006		
2 position/10 port micro valve head, 600 bar	G1316C	5067-4144	PEEK	0101-1415	N/A	0101-1421		
2 position/10 port valve head, 1200 bar	G1316C	5067-4118	Vespel	5068-0012	N/A	5068-0011		
6-Column selector valve head, 600 bar	G1316C	5067-4146	PEEK	5068-0076	N/A	5068-0077		
6-Column selector valve head, 1200 bar	G1316C	5067-4142	Vespel	5068-0067	N/A	5068-0077		
8 position/9 port valve head, 400 bar	G1316C	5067-4108	PEEK	5067-4113	5067-4113	5067-4112		
8 position/9 port valve head, 600 bar	G1316C	5067-4107	PEEK	5067-4111	N/A	5068-0001		
8 position/9 port valve head, 1200 bar	G1316C	5067-4121	Vespel	5068-0002	N/A	5068-0001		
2D-LC, valve head, 1200 bar	G1316C	5067-4170	Vespel	5068-0116	N/A	5068-0115		
Bio-inert 12 position/13 port valve POD, 210 bar	G1316C	5067-4159	PEEK	0101-1288	0101-1288	5068-0097		
Bio-inert 2 position/6 port, 600 bar	G1316C	5067-4148	PEEK	0101-1409	0100-1851	5068-0060		
Bio-inert 4-Column selector, 600 bar	G1316C	5067-4134	PEEK	5068-0045	5068-0093	5068-0044		
2 position/10 port valve head Bio-inert, 600 bar	G1316C	5067-4132	PEEK	5068-0041	5068-0095	5068-0040		

Valve head, 2 position/6 port, 600 bar, 5067-4137

2 position/6 port ultra high pressure valve, 5067-4117

Valve head, 2 position/10 ports for ultra high pressure, 1200 bar, 5067-4118

Stator for 2 position/6 port ultra high pressure valve, 600 bar, 0101-1417

Rotar seal, 2 position/6 port, 600 bar for C1316B, 0101-1409

Manual Injection Valves

Agilent provides the latest developments in LC injection technology from Rheodyne.

- Continuous flow path with "Make-Before-Break" design
- Sample capacity
- Choice of stainless or PEEK flow path
- Easy access to fittings due to wide 30° port angles

Series 7725i and 9725i Analytical Injection Valves

Stainless steel (SS) 7725i and PEEK 9725i valves are the most popular injection valves for analytical HPLC. Features include:

- A 20 µL loop (installed). Loops are also available in stainless steel or PEEK from 5 µL to 5 mL (10 mL for PEEK)
- Make-Before-Break (MBB) technology allows switching without flow interruption
- Wide 30° port angles offer easier access to fittings
- Built-in position sensing switch provides the chromatograph with a reproducible start signal

7725i manual injection valve, 5063-6502

Series 3725i-038 and 3725i Preparative Injection Valves

The series 3725i-038 (stainless steel) and 3725i (PEEK) are the most suitable manual valves for large sample volumes, high flow rates, and preparative columns sized 1.0-10 cm in diameter.

- Versatile ports accommodate 1/8 in (3.2 mm) and 1/16 in (1.6 mm) od tubing.
  Note: 1/16 in od tubing requires an adapter, P/N 5067-1503
- 1.0 mm diameter passages allow flow rates up to 800 mL/min with virtually no pressure drop
- Make-Before-Break technology allows switching without flow interruption
- High reproducibility for both partial-filling and complete-filling methods
- Sample range is 100 µL to 20 mL (10 mL loop is installed)
- Flow range is 10 to 800 mL/min
- Built-in position sensing switch gives the chromatograph a reproducible start signal

Manual Injection Valves with Position Sensing Switches

Description	Comments	Part No.	Rotor Seal Material	Rotor Seal	Stator Face	Stator Head	Bearing Ring	Isolation Seal	Repair Kit	Needle Port Adaptor
2 position/ 6 port valve, 400 bar, for G1328A/B	Analytical	5063-6502	Tefzel	0101-0620	0100-1859	0100-1860	1535-4045	1535-4046	0101-1254	N/A
			Vespel	0101-0623						
			PEEK	0101-1255						
2 position/ 6 port valve, 600 bar, for G1328C	Analytical	5067-4141	PEEK	5068-0052	N/A	5068-0053	1535-4045	1535-4046	N/A	N/A
2 position/ 6 port valve, 400 bar, for 1120	Analytical	5067-4104	PEEK	5067-4105	N/A	0100-1850	1535-5045	N/A	N/A	5067-1581
2 position/ 6 port, 600 bar, for 1220	Analytical	5067-4202	PEEK	0101-1409	N/A	0101-1417	1535-4045	N/A	N/A	5067-1581
2 position/ 6 port valve, 600 bar, for Bio-inert	Bio	5067-4158	PEEK	5068-0082	0100-1851	5068-0060	1535-4045	N/A	N/A	5067-1581
2 position/ 6 port valve, 400 bar PEEK	Analytical	0101-1253	Tefzel	0101-0620	0100-1859	1535-5082	N/A	1535-4046	N/A	N/A
Manual prep injection valve, SSt 400 bar, for 3725i	Preparative	0101-1232	PEEK	0101-1233	N/A	N/A	N/A	1535-4046	N/A	N/A
Manual prep injection valve, PEEK	Preparative	0101-1231	PEEK	0101-1233	N/A	N/A	N/A	1535-4046	N/A	N/A

Manual Injection Valve Replacement Parts

- Rotor seals wear with use and need routine replacement
- Stators only need replacement if the ports are damaged
- PEEK rotor seals are incompatible with concentrated nitric and sulfuric acids

Stainless steel sample loops

Manual Injection Valve Sample Loops

The right mix of injection valve sample loops are available for your application needs. Agilent offers factory-cut and finished loops of the highest quality.

- Stainless steel loops are square cut and free of burrs for a flush connection
- Flexible PEEK loops have a clean, straight cut for low dead volume connections

Stainless Steel Sample Loops

- Sample loops for Rheodyne 7725 Series and 7125 Series valves are not interchangeable due to the change in port angle
- Actual volumes can differ due to tolerance of metal tubing bore
- Accuracy of large metal loops is ±5%, intermediate loops ±10%, small loops ±30%

PEEK Sample Loops

- Inert to most organic solvents
- Wall thickness, temperature, exposure time and concentration of organic solvents affect the durability of PEEK tubing
- Concentrated nitric acid and sulfuric acid weaken PEEK tubing
- THF, methylene chloride and DMSO cause PEEK to swell
- Actual volumes can differ because of tolerance of tubing bore
- Accuracy of large PEEK loops is ±14%, intermediate loops ±21%, small loops ±65%

Manual Injection Valve Sample Loops

Volume	ID (mm)	Material	Use With	Part No.
5 µL	0.18	SS	7125 and 7010	1535-4860
	0.18	SS	7725	0101-1248
	0.18	PEEK	9725	0101-1241
10 µL	0.30	SS	7125 and 7010	0101-0376
	0.30	SS	7725	0100-1923
	0.25	PEEK	9725	0101-1240
20 µL	0.51	SS	7125 and 7010	0101-0377
	0.30	SS	7725	0100-1922
	0.25	PEEK	9725	0101-1239
50 µL	0.51	SS	7125 and 7010	0101-0378
	0.51	SS	7725	0100-1924
	0.51	PEEK	9725	0101-1238
100 µL	0.51	SS	7125 and 7010	0101-0379
	0.51	SS	7725	0100-1921
	0.51	PEEK	9725	0101-1242
200 µL	0.76	SS	7125 and 7010	0101-1252
	0.76	SS	7725	0101-1247
	0.51	PEEK	9725	0101-1237
500 µL	0.76	SS	7125 and 7010	0101-1251
	0.76	SS	7725	0101-1246
	0.76	PEEK	9725	0101-1236
1 mL	0.76	SS	7125 and 7010	0101-1219
	0.76	SS	7725	0101-1245
	0.76	PEEK	9725	0101-1235
2 mL	1.00	SS	7125 and 7010	0101-1250
	1.00	SS	7725	0101-1244
	0.76	PEEK	9725	0101-1234
	1.6	PEEK	3725	0101-1229
5 mL	1.00	SS	7125 and 7010	0101-1249
	1.00	SS	7725	0101-1243
	0.76	PEEK	9725	0101-1230
	1.6	PEEK	3725	0101-1228
10 mL	2.0	PEEK	3725	0101-1227
20 mL	2.0	PEEK	3725	0101-1226

PEEK sample loops

Syringes for Manual Injection

Agilent syringes for manual injection valves have a blunt-tip point style needle to prevent damaging the valve's internal parts. They can be used with any type/brand of manual injection valve.

LC Manual Syringes with Fitted Plungers

Volume (µL)	Description	Unit	Needle	Part No.
5	Fixed		22 gauge/2 in/LC tip	5190-1480
10	Fixed		22 gauge/2 in/LC tip	5190-1484
	Removable		22 gauge/2 in/LC tip	5190-1485
	Replacement needle for 10 µL syringe	3/pk		5190-1486
25	Fixed		22 gauge/2 in/LC tip	5190-1494
50	Fixed		22 gauge/2 in/LC tip	5190-1501
100	Fixed		22 gauge/2 in/LC tip	5190-1508
250	Fixed		22 gauge/2 in/LC tip	5190-1515
500	Fixed		22 gauge/2 in/LC tip	5190-1522

Syringe, 100 µL FN LC tip, 5190-1508

LC Manual Syringes with PTFE-Tipped Plungers

Volume (µL)	Description	Unit	Needle	Part No.
10	Removable		22 gauge/2 in/LC tip	5190-1492
	Replacement needle for 10 µL syringe	3/pk		5190-1486
	Replacement plunger with PTFE tip for 10 µL syringe			5190-1558
25	Removable		22 gauge/2 in/LC tip	5190-1499
	Replacement needle	3/pk		5190-1571
	Replacement plunger with PTFE tip for 25 µL syringe			5190-1560
50	Removable		22 gauge/2 in/LC tip	5190-1505
	Replacement needle	3/pk		5190-1571
	Replacement plunger with PTFE tip for 50 µL syringe			5190-1561
100	Removable		22 gauge/2 in/LC tip	5190-1512
	Replacement needle	3/pk		5190-1571
	Replacement plunger with PTFE tip for 100 µL syringe			5190-1562
250	Removable		22 gauge/2 in/LC tip	5190-1520
	Replacement needle	3/pk		5190-1571
500	Removable		22 gauge/2 in/LC tip	5190-1526
	Replacement needle	3/pk		5190-1571
	Replacement plunger with PTFE tip for 500 µL syringe			5190-1564

TIPS & TOOLS

Agilent has made vial, cap and septum selection easy with its new Interactive Vial Selection Tool, available online in both desktop and mobile versions. The tool identifies the right vial and closures for your particular application, and provides the rationale for the choices offered. Visit **www.agilent.com/chem/SelectVials**

Thermostatted Column Compartment Supplies

High temperature heat exchanger, G1316-80002

High temperature heat exchanger, G1316-80003

Heat exchanger/cooler, G1316-80004

Column Identification Module, 5062-8588

Thermostatted Column Compartment Supplies

Description	Part No.
Capillary system for 0.12 mm id use	G1316-68744
Rapid Resolution High Throughput capillary kit Used for converting an Agilent 1200 instrument to the RRLC configuration, to enable use of high efficiency columns (to 600 bar). Can also be used for Agilent 1100 instruments.	5065-9947
1200 capillary kit for 0.12 mm id	G1316-68716
High temperature heat exchanger, 1.6 µL, 0.12 mm id, "R"	G1316-80002
High temperature heat exchanger, 1.6 µL, 0.12 mm id, "L"	G1316-80003
Heat exchanger/cooler, 1.5 µL, 0.12 mm id	G1316-80004
Carrier for heat exchanger 1290 Infinity TCC and 1200 Series TCC SL	G1316-83200
Column Identification Module (CIM), 3/pk	5062-8588
Column clamp, 6/pk	5063-6526
Column holder for micro LC columns	5001-3702
Column connecting capillary with fittings, 7 cm, 0.12 mm id, 1/16 in male/male	G1316-87303
Column connecting capillary with fittings, 9 cm, 0.17 mm id, 1/16 in male/male	G1316-87300
Column connecting capillary with fittings, 18 cm, 0.12 mm id, 1/16 in male/male	G1313-87304
Column connecting capillary with fittings, 18 cm, 0.17 mm id, 1/16 in male/male	G1313-87305
PEEK tubing, 1/32 in od, 0.4 mm id, 450 mm, Micro valve to waste	5022-6503
Thermal column insulation enclosure kit	G1316-60001

Capillary Tubing Kits

Capillary kits are available for easy ordering and setup of the switching valves. They include all capillaries and fittings for specific applications, as well as bulk PEEK capillaries and a capillary cutter to add maximum flexibility.

Capillary Tubing Kits

Application	Valve Kit	Part No.
Column regeneration Capillaries: 0.17 mm id	G1157A	G1156-68711
Column regeneration Capillaries: 0.25 mm id	G1157A	G1156-68713
Capillary kit column regeneration intern Capillaries: 0.17 mm id	2 position/10 port 400 bar valve, for G1316A/B	G1316-68711
Column selection Capillaries: 0.17 mm id	G1159A	G1156-68712
Sample enrichment Capillaries: 0.17 mm id	G1316A #055	G1316-68710
Sample enrichment Capillaries: 0.17 mm id	G1158A	G1156-68714
Solvent selection Flow rate up to 10 mL/min	G1160A	G1160-68706 5067-4601*

*Use for method development applications. Kit contains longer tubing.

Capillary Kits for Internal Switching Valves

Description	Use With	Part No.
Capillary kit column switching valve	2 position/6 port 400 bar valve, for G1316A/B	G1316-68708
Capillary kit column regeneration intern	2 position/10 port 400 bar valve, for G1316A/B	G1316-68711
Column regeneration kit for µ-LC columns	2 position/10 port CSV 600 bar, for G1316B	G1316-68721

Capillary Kits for Column Selection Valve

Capillary Kits Part Numbers			Valve Kit		
0.12 mm ID-A	**0.17 mm ID**	**Other**	**Part No.**	**Valve Type**	**Pressure**
5067-4646	5067-4730		G4231A	2 position/6 port	600
5067-4646			G4231B	2 position/6 port	1200
5067-4800	5067-5103		G4232A	2 position/10 port	600
5067-4682			G4232B	2 position/10 port	1200
5067-4729			G4234A	6 position/14 port	600
5067-4729			G4234B	6 position/14 port	1200
		5067-4601	G4235A	12 position/13 port Bio-inert	210
	5067-4767		G5631A	2 position/6 port Bio-inert	600
	5067-4769		G5639A	4 position/10 port Bio-inert	600
5067-1595				8 position/9 port	1200
	5067-1596			8 position/9 port	1200
5067-1597				8 position/9 port	1200

Capillary Kit Contents

Part No.	Description	Quantity
5067-1595	Heater long-up 0.12 id, 1.6 µL internal	4
	Heater long-down 0.12 id, 1.6 µL internal	4
	Carrier for heat exchanger, TCC SL Plus	4
	Flexible tubing, 280 mm, 0.12 mm id	2
	SS capillary, 340 x 0.12 mm, m/m, n-s/n-s	1
	SS capillary, 280 x 0.12 mm, ps/ps, 1 long nut, 1 short nut	8
	SS capillary, 280 x 0.12 mm, ps-ns, 2 long nuts, 1 short nut	8
	SS capillary, 280 x 0.17 mm, ps/ps, 1 long nut	1
	Flexible capillary, 0.12 x 500 mm, no fittings	1
	Fitting holder assembly	4
	Column clip set, eight colors	2
	Long fittings and ferrules, SS, 10/pk	1

(Continued)

TIPS & TOOLS

For internal switching valves for your TCC, see page 75

Capillary Kit Contents

Part No.	Description	Quantity
5067-1596	Capillary, 0.17 x 90 mm, 1/16 in male/male	6
	Flexible tubing, 400 mm, 0.17 mm id	1
	Flexible capillary, 0.17 x 280 mm, no fitting	2
	Plastic fitting	8
	Long fittings and ferrules, SS, 10/pk	2
	SS capillary, 280 x 0.17 mm, ps/ps, 2 long nut	1
	SS capillary, 280 x 0.17 mm, ps/ps, 1 long nut, 1 short nut	6
	SS capillary, 500 x 0.17 mm, ps-ns, 2 long nuts, 1 short nut	6
	Flexible capillary, 0.17 mm id x 600 mm	1
	Column clip set, eight colors	2
	VHP-fitting standard length (10 each = 1/pk)	6
5067-1597	Heater long-up 0.12 id, 1.6 µL internal	3
	Heater long-down 0.12 id, 1.6 µL internal	3
	Carrier for heat exchanger, TCC SL Plus	3
	Flexible tubing, 280 mm, 0.12 mm id	2
	SS capillary, 340 x 0.12 mm, m/m, n-s/n-s	1
	SS capillary, 280 x 0.12 mm, ps/ps, 1 long nut, 1 short nut	6
	SS capillary, 400 x 0.12 mm, ps-ns, 2 long nuts, 1 short nut	6
	SS capillary, 280 x 0.17 mm, ps/ps, 2 long nut	1
	Flexible capillary, 0.12 x 500 mm, no fittings	1
	Column clip set, eight colors	2
	Fitting holder assembly	3
	Long fittings and ferrules, SS, 10/pk	1
5067-4601	Bottle head assembly	4
	Tefzel ferrules/SS rings, 1/8 in, 10/pk	1
	Flexible tubing, 1 ea / 1 meter	5
	PPS nuts, 1/8 in, 1/4-28 thread, 10/pk	1
	Long fittings and ferrules, SS, 10/pk	5

(Continued)

Capillary Kit Contents

Part No.	Description	Quantity
5067-4646	SS capillary, 0.12 mm id, 340 mm pre-swaged	1
	SS capillary, 0.17 mm id, 700 mm pre-swaged	1
	SS capillary, 0.12 mm id, 90 mm pre-swaged	2
	SS capillary, 0.12 mm id, 150 mm pre-swaged	2
	SS capillary, 0.12 mm id, 280 mm pre-swaged	2
	SS capillary, 0.12 mm id, 120 mm pre-swaged	1
	SS capillary, 0.12 mm id, 200 mm pre-swaged	1
	PTFE flexible tubing	1
	Heat exchanger, long-up, 1.6 µL	1
	Heat exchanger, long-down, 1.6 µL	1
	Carrier for heat exchanger, TCC SL Plus	2
	Fitting holder assembly	1
	Column clip set, eight colors	1
5067-4682	SS capillary, 120 x 0.12 mm, ns ns, 1 large, 1 large	1
	SS capillary, 150 x 0.12 mm, ns ns, 1 large, 1 large	2
	SS capillary, 200 x 0.12 mm, ns ps, 1 short, 1 large	1
	SS capillary, 280 x 0.12 mm, ns ns, 1 large, 1 large	2
	SS capillary, 340 x 0.12 mm, ps ns, 1 short, 1 large	1
	SS capillary, 0.17 mm id, 700 mm pre-swaged	1
	SS capillary, 90 x 0.12 mm, ns ns, 1 short, 1 large	2
	Column clip set, eight colors	1
	Fitting holder assembly	2
	Heater long-up 0.12 id, 1.6 µL internal	1
	Heater long-down 0.12 id, 1.6 µL internal	1
	Carrier for heat exchanger, TCC SL Plus	2

(Continued)

Capillary Kit Contents

Part No.	Description	Quantity
5067-4729	SS capillary, 0.8 x 0.11 mm, 340 mm, RF/M4	1
	SS capillary, 0.8 x 0.11 mm, 5000 mm, RF/M4	1
	SS capillary, 0.8 x 0.11 mm, 130 mm, lg RF/M4	8
	SS capillary, 0.8 x 0.17 mm, 150 mm, lg M4/M4	1
	SS capillary, 0.8 x 0.11 mm, 250 mm, lg ps/M4	1
	Flexible PEEK tubing	2
	Heater long-up 0.12 id, 1.6 µL internal	2
	Heat exchanger, long-down, 1.6 µL	2
	Carrier for heat exchanger, TCC SL Plus	2
	Fitting holder assembly	2
	Column clip set, eight colors	1
5067-4730	SS capillary, 340 x 0.17 mm, ps-ns, 1 short, 1 long	1
	SS capillary, 0.17 mm id, 700 mm pre-swaged	1
	SS capillary, 90 x 0.17 mm, ns-ns, 1 short, 1 long	4
	SS capillary, 150 x 0.17 mm, ns-ns, 1 large, 1 large	2
	SS capillary, 280 x 0.17 mm, ns-ns, 1 large, 1 large	2
	SS capillary, 120 x 0.17 mm, ns-ns, 1 large, 1 large	1
	SS capillary, 200 x 0.17 mm, ns-ps, 1 short, 1 large	1
	PTFE flexible tubing	1
	Column clip set, eight colors	1
5067-4800	SS capillary, 340 x 0.11 mm, SW-1/16/M4	1
	SS capillary, 0.17 mm id, 700 mm, SW-1/16/M4	1
	SS capillary, 90 x 0.11 mm, SW-1/16/M4	2
	SS capillary, 0.8 x 0.11 mm, 150 mm, large RF/M4	2
	SS capillary, 0.8 x 0.11 mm, 280 mm, large RF/M4	1
	SS capillary, 0.8 x 0.17 mm, 150 mm, large M4/M4	1
	SS capillary, 0.8 x 0.12 mm, 250 mm, large ps/M4	1
	PEEK tubing, 1/32 in od, 0.4 mm id, 450 mm	2
	Heat exchanger, long-down, 1.6 µL	1
	Heater long-up 0.12 id, 1.6 µL internal	1
	Carrier for heat exchanger, TCC SL Plus	2
	Fitting holder assembly	2
	Column clip set, eight colors	1

(Continued)

Capillary Kit Contents

Part No.	Description	Quantity
5067-4767	Capillary, 400 x 0.17 mm Bio	1
	Capillary, 300 x 0.17 mm Bio	2
	Fitting holder assembly	2
	Column clip set, eight colors	1
	Finger-tight fittings, long, 1/16 in, 10/pk	1
5067-4769	Capillary, 400 x 0.17 mm Bio	1
	Capillary, 300 x 0.17 mm Bio	4
	Fitting holder assembly	2
	Column clip set, eight colors	1
	Finger-tight fittings, long, 1/16 in, 10/pk	1
5067-5103	SS capillary, 340 x 0.17 mm, ps-ns SW-M4	1
	SS capillary, 0.17 mm id, 700 mm, SW-1/16/M4	1
	SS capillary, 90 x 0.17 mm, SW-1/16/M4	2
	SS capillary, 90 x 0.17 mm, RF/M4	2
	SS capillary, 0.8 x 0.17 mm, 150 mm, lg RF/M4	2
	SS capillary, 0.8 x 0.17 mm, 280 mm, lg RF/M4	2
	SS capillary, 0.8 x 0.17 mm, 150 mm, large M4/M4	1
	SS capillary, 0.8 x 0.12 mm, 250 mm, large ps/M4	1
	PEEK tubing, 1/32 in od, 0.4 mm id, 450 mm	1
	Column clip set, eight colors	1

Detector Supplies

Agilent wavelength detectors combine exceptional flexibility with superior instrument control, data communication, and analytical capabilities. This section shows you how to maintain your detector's high level of selectivity and sensitivity.

Detector Maintenance Tips

Symptom	What To Do	Additional Information
Lamp does not ignite	Exchange the lamp	Perform a wavelength calibration test and an intensity test after lamp replacement
Noise exceeds application limit	Exchange the flow cell	Perform a wavelength calibration test after flow cell replacement
Drift exceeds application limit	Exchange the lamp	Perform a wavelength calibration test and a pressure tightness test after flow cell replacement
Leaky flow cell (For G4212 only)	Exchange the flow cell	Perform a wavelength calibration test after flow cell replacement
Leaky flow cell (For all G1314/G1315/G1365 detectors)	Clean or exchange the flow cell	Perform a wavelength calibration test and a pressure tightness test after flow cell replacement
Lower intensity (For G4212 only)	Exchange the flow cell	Perform a wavelength calibration test after flow cell replacement
Lower intensity (For all G1314/G1315/G1365 detectors)	Clean or exchange the flow cell	Perform a wavelength calibration test and a pressure tightness test after flow cell replacement

Deuterium lamp, G1314-60100

Long life HiS Deuterium lamp, 5190-0917

Deuterium longlife lamp, 2140-0813

Long life Deuterium lamp, 5182-1530

Deuterium lamp, 2140-0590

Tungsten lamp assembly, G1103-60001

Certified Lamps

- All lamps are tested for noise and drift specifications, correct operating voltage, light intensity and proper alignment
- Improved coating process increases Agilent lamp lifetimes up to 50%
- Agilent deuterium lamps are designed with a much narrower aperture providing increased light intensity and decreased noise – translating into an appreciably higher signal-to-noise ratio
- By providing higher sensitivity, Agilent lamps can extend detection capabilities and improve qualification at trace levels – for more than 2,000 hours of use

Agilent's lamps are manufactured in an ISO 9001 certified environment and are fully traceable throughout every step of the production process. Each lamp is then tested to ensure it meets Agilent's performance specifications. Test equipment is regularly calibrated using optical standards certified by NIST (National Institute of Standards and Technology) or PTB (Physikalisch-Technische Bundesanstalt).

Detector Lamps

Description	Comments	Part No.
Variable Wavelength Detector (VWD)		
Long life Deuterium lamp with RFID tag	For G1314D/E/F	G1314-60101
Long life Deuterium lamp	For G1314A/B/C, 1120 and 1220 Infinity LC	G1314-60100
Diode Array Detector (DAD)/Multiple Wavelength Detector (MWD)		
Long life HiS Deuterium lamp (8-pin) with RFID tag	For G4212A/B	5190-0917
Long life Deuterium lamp with RFID tag	For G1315C/D and G1365C/D	2140-0820
Long life Deuterium lamp	For G1315A/B and G1365A/B	2140-0813
Long life Deuterium lamp	For G1315A/B and G1365A/B	5182-1530
Deuterium lamp	For G1315A/B and G1365A/B	2140-0590*
Tungsten lamp	For G1315A/B/C/D and G1365A/B/C/D	G1103-60001

*Standard lamp for 1000 hours of use only

Variable Wavelength Detector (VWD)

VWD Flow Cell Selection

Typical Column Length (cm)	Typical Peak Width	Recommended Flow Cell				
< = 5	0.025	Micro Flow Cell				High Pressure Flow Cell For Pressure Above 100 bar
10	0.05	0.05-0.2 mL/min	Semi-micro Flow Cell			
20	0.1			Standard Flow Cell		
> = 40	0.2					
Typical Flow Rate		0.05-0.2 mL/min	0.2-0.4 mL/min	0.4-0.8 mL/min	1-2 mL/min	0.05-5 mL/min
Internal Column Diameter		1.0 mm	2.1 mm	3.0 mm	4.6 mm	

Flow Cell and Repair Kits for VWD*

Description	Use With	Specifications	Part No.	Repair Kit Part No.
Standard flow cell, RFID	G1314D/E/F	10 mm, 14 µL, 40 bar	G1314-60186	G1314-65061
Standard "D" type flow cell	G1314A/B/C	10 mm, 14 µL, 40 bar	G1314-60086	G1314-65061
Semi-micro flow cell, RFID	G1314D/E/F	6 mm, 5 µL, 40 bar	G1314-60183	G1315-68713
Semi-micro flow cell	G1314A/B/C	6 mm, 5 µL, 40 bar	G1314-60083	G1315-68713
Micro flow cell, 3 mm, RFID	G1314D/E/F	2 µL, 120 bar	G1314-60187	G1315-68713
Micro flow cell, 3 mm	G1314A/B/C	2 µL, 120 bar	G1314-60087	G1315-68713
Micro flow cell, 5 mm	G1314A/B/C	1 µL, 40 bar	G1314-60081	G1314-65052
High pressure flow cell, RFID	G1314D/E/F	10 mm, 14 µL, 400 bar	G1314-60182	G1314-65054
High pressure flow cell	G1314A/B/C	10 mm, 14 µL, 400 bar	G1314-60082	G1315-68713

*For more information about what is included in each kit, see page 97.

Variable wavelength detector

Capillaries for VWD Flow Cell

Flow Cell Description	Part No.	Inlet Capillary	Part No.	Outlet Capillary	Part No.
Standard flow cell, RFID	G1314-60186	Inlet capillary, 0.17 mm id, 600 mm long	5062-8522	Waste capillary, PEEK, 0.25 mm id	5062-8535
Standard "D" type flow cell	G1314-60086			1/16 in finger-tight PEEK fitting, 2/pk	0100-1516
Semi-micro flow cell, RFID	G1314-60183	Inlet capillary, 0.12 mm id, 400 mm long	5021-1823	Waste capillary, PEEK, 0.25 mm id	5062-8535
Semi-micro flow cell	G1314-60083			1/16 in finger-tight PEEK fitting, 2/pk	0100-1516
Micro flow cell, 3 mm, RFID	G1314-60187	Inlet capillary, 0.12 mm id, 310 mm long	G1314-87301	Outlet capillary, 0.17 mm id, 120 mm long	G1314-87302
Micro flow cell, 3 mm	G1314-60087				
Micro flow cell, 5 mm	G1314-60081	Inlet capillary, 0.12 mm id, 400 mm long	5021-1823	Outlet capillary, 0.17 mm id, 120 mm long	G1314-87302
High pressure flow cell, RFID	G1314-60182	Inlet capillary, 0.17 mm id, 380 mm long	G1315-87311	Outlet capillary, 0.17 mm id, 120 mm long	G1314-87302
High pressure flow cell	G1314-60082				

Diode Array Detector (DAD)/Multiple Wavelength Detector (MWD)

Diode array detector (DAD)/
Multiple wavelength detector (MWD)

Cleaning or Replacing DAD/MWD Flow Cells

- A decrease in detector performance or unusual noise levels may mean you have dirty flow cell windows
- Clean and reassemble one side of the flow cell before beginning the other side to prevent mixing the front and rear gaskets, which have different hole diameters
- While cleaning or replacing flow cell windows, if the washers fall out of the window assembly, they must be inserted in the correct order with a PTFE ring to prevent any leaks from the flow cell window
- Clean the cell body with water or isopropanol
- After opening the cell you should always use a new gasket

DAD/MWD Flow Cell Selection

Typical Column Length (cm)	Typical Peak Width	Recommended Flow Cell				
< = 5	0.025	80/500 nL Flow Cell				High Pressure Flow Cell
10	0.05		Semimicro Flow Cell			
20	0.1			Standard Flow Cell		
> = 40	0.2					
Typical Flow Rate		0.05-0.2 mL/min	0.2-0.4 mL/min	0.4-0.8 mL/min	1-2 mL/min	0.05-5 mL/min
Internal Column Diameter		0.3-1 mm	2.1 mm	3.0 mm	4.6 mm	

Flow Cell and Repair Kits for DAD/MWD*

Description	Use With	Specifications	Part No.	Repair Kit Part No.
Standard flow cell with RFID tag	G1315C/D, G1365C/D	10 mm, 13 µL, 120 bar	G1315-60022	G1315-68712
Standard flow cell	G1315A/B, G1365A/B	10 mm, 13 µL, 120 bar	G1315-60012	
Semi-micro flow cell, RFID	G1315C/D, G1365C/D	6 mm, 5 µL, 120 bar	G1315-60025	G1315-68713
Semi-micro flow cell	G1315A/B, G1365A/B	6 mm, 5 µL, 120 bar	G1315-60011	
Micro flow cell, RFID	G1315C/D, G1365C/D	3 mm, 2 µL, 120 bar	G1315-60024	G1315-68713
Micro high-pressure flow cell	G1315A/B, G1365A/B	6 mm, 1.7 µL, 400 bar	G1315-60015	
500 nL flow cell		10 mm, 50 bar	G1315-68724	
80 nL flow cell		6 mm, 50 bar	G1315-68716	
Preparative flow cell	G1315A/B, G1365A/B	3 mm, 120 bar, stainless steel	G1315-60016	G1315-68712
Preparative flow cell		0.3 mm, 20 bar, quartz	G1315-60017	
Preparative flow cell		0.06 mm, 20 bar, quartz	G1315-60018	
Max-Light cartridge cell	G4212A/B Infinity LC DAD	10 mm, 1.0 µL, 60 bar	G4212-60008	
Max-Light cartridge cell	G4212A/B Infinity LC DAD	60 mm, 4.0 µL, 60 bar	G4212-60007	
Max-Light cartridge test cell	Must be used to perform detector build-in tests		G4212-60011	
Max-Light ultra low dispersion flow cell	G4212A/B Infinity LC DAD	10 mm V(σ) = 0.6 µL	G4212-60038	
Max-Light High Dynamic Range (HDR) flow cell	G4212A/B Infinity LC DAD	3.7 mm, V(σ) = 0.9 µL	G4212-60032	

*For more information about what is included in this kit, see page 97.

Max-Light cartridge cell, G4212-60008

Ultra-low dispersion flow cell, G4212-60038

TIPS & TOOLS

Learn more about how different flow cells impact your chromatography, and the High Dynamic Range (HDR) Flow Cell. See application note 5991-0115EN at **www.agilent.com/chem/library**

Max-Light cartridge cell, interior view, 60 mm path for high concentrations, G4212-60007

Max-Light HDR flow cell, interior view, to show short 3.7 mm path length for high concentrations, G4212-60032

Capillaries for DAD/MWD Flow Cell

Flow Cell Description	Part No.	Inlet Capillary	Part No.	Outlet Capillary	Part No.
Standard flow cell with RFID tag	G1315-60022	Inlet capillary with heat exchanger, 0.17 mm id, 590 mm long	G1315-87321	Outlet capillary, 0.17 mm id, 200 mm long	G1315-87302
Standard flow cell	G1315-60012				
Semi-micro flow cell with RFID tag	G1315-60025	DAD heat exchanger capillary, 0.17 mm id, 310 mm long	G1315-87319	Outlet capillary, 0.12 mm id, 200 mm long	G1315-87306
				Outlet capillary, 0.17 mm id, 200 mm long	G1315-87302
Semi-micro flow cell	G1315-60011			Outlet capillary, 0.12 mm id, 200 mm long	G1315-87306
				Outlet capillary, 0.17 mm id, 200 mm long	G1315-87302
Micro flow cell with RFID tag	G1315-60024	DAD heat exchanger capillary, 0.12 mm id, 310 mm long	G1315-87339	Outlet capillary, 0.12 mm id, 200 mm long	G1315-87306
				Outlet capillary, 0.17 mm id, 200 mm long	G1315-87302
Micro high-pressure flow cell	G1315-60015	Inlet capillary with heat exchanger, 0.12 mm id, 290 mm long	G1315-87325	Outlet capillary, 0.12 mm id, 200 mm long	G1315-87306

80 nL and 500 nL Flow Cell Supplies

Description	Unit	Part No.
Fitting screw	10/pk	5063-6593
Double winged nuts and 1/32 in ferrules	10/pk	5065-4422
1/32 in ferrule and stainless steel lock ring, lite touch	10/pk	5063-6592
Union adjustment tool	2/pk	5022-2146
Universal ZDV union, stainless steel, no fittings	2/pk	5022-2184
Torque wrench adapter		G1315-45003
Open end wrench, 4 mm		8710-1534

Stainless steel fittings, male (G), 5063-6593

Double winged PEEK nut & ferrule (WPF), 5065-4422

ZDV universal union, 5022-2184

Wrench, open end, for use with PEEK-coated fused silica capillaries, 8710-1534

500 nL Flow Cell and Replacement Parts

Description	Comments	Part No.
500 nL flow cell	Contains quartz flow cell with 10 mm path length and 500 nL volume and connecting capillaries, max 50 bar pressure	G1315-68724
Sealing kit	Includes torque adapter, 2 cell seal assemblies, 5 LiteTouch front and back ferrules	G1315-68715
Quartz cell body, 10 mm		G1315-80001
Cell seal assembly, 500 nL		G1315-87101
Fused silica/PEEK capillary, 100 µm id, 30 cm long	Inlet	G1315-87333
Fused silica/PEEK capillary, 50 µm id, 40 cm long	Inlet	G1315-87323
Fused silica/PEEK capillary, 100 µm id, 12 cm long	Outlet	G1315-87338
Fused silica/PEEK capillary, 50 µm id, 12 cm long	Outlet	G1315-87328

80 nL Flow Cell and Replacement Parts

Description	Comments	Part No.
80 nL flow cell	Contains quartz flow cell with 6 mm path length and 80 nL volume and connecting capillaries, max 50 bar pressure	G1315-68716
Sealing kit for 80 nL flow cell	Includes torque adapter, 2 cell seal assemblies, 5 LiteTouch front and back ferrules and 5 sleeves for 360 µm od capillaries	G1315-68725
Quartz cell body, 80 nL, 6 mm path length		G1315-80002
Fused silica/PEEK capillary, 50 µm id, 40 cm long	Inlet	G1315-87323
Fused silica/PEEK capillary, 50 µm id, 12 cm long	Outlet	G1315-87328
Fused silica/PEEK capillary, 25 µm id, 20 cm long	Inlet	G1315-87313
Fused silica/PEEK capillary, 25 µm id, 60 cm long	Outlet	G1315-87318

Finger-tight PEEK fitting (SPF), 0100-1516

Preparative Flow Cells and Replacement Parts

Description	Part No.
Preparative flow cell, 0.3 mm, 20 bar, quartz	G1315-60017
Preparative flow cell, 0.06 mm, 20 bar, quartz	G1315-60018
PTFE tubing, 0.8 mm id, 2 m	G1315-67301
PTFE tubing, 0.5 mm id, 0.8 m	G1315-67302
Cell housing	G1315-27705
1/16 in finger-tight PEEK fitting, 2/pk	0100-1516
Quartz body, 0.3 mm	G1315-80004
Quartz body, 0.06 mm	G1315-80003
Prep flow cell, stainless steel, 3 mm, 120 bar	G1315-60016
Stainless steel connecting capillary, 0.5 mm, 250 mm	G1315-87305

Detector Maintenance Kits

Detector Maintenance Kits

Description	Kit Contents	Part No.
Variable Wavelength Detector (VWD)		
Standard "D" type flow cell kit	Includes 2 windows, 2 gaskets #1, 2 gaskets #2	G1314-65061
Semi-micro flow cell kit	Includes 2 windows, 4 gaskets: 2 standard #1, 1 semi-micro #1, 1 semi-micro #2	G1314-65056
Micro flow cell kit	Includes 2 windows, 2 gaskets #1, 2 gaskets #2	G1314-65052
Cell repair kit, semi-micro	Includes window screw kit, 4 mm hexagonal wrench and seal kits	G1315-68713
High-pressure flow cell kit	Includes 2 windows, 2 Kapton gaskets and 2 PEEK rings	G1314-65054
Diode Array Detector (DAD)/Multiple Wavelength Detector (MWD)		
Cell repair kit	Includes window screw kit, 4 mm hexagonal wrench and seal kit	G1315-68712
Cell repair kit, semi-micro	Includes window screw kit, 4 mm hexagonal wrench and seal kits	G1315-68713
Sealing kit for 500 nL flow cell	Includes torque adapter, 2 cell seal assemblies, 5 lite touch front and back ferrules	G1315-68715
Sealing kit for 80 nL flow cell	Includes torque adapter, 2 cell seal assemblies, 5 lite touch front and back ferrules and 5 sleeves for 360 µm od capillaries	G1315-68725

1200 Series Evaporative Light Scattering Detector

Standard flow nebulizer, G4218-20000

Cartridge for gas regulator, G4218-40150

Other Detectors

G4218A 1200 Series Evaporative Light Scattering Detector Supplies

Description	Part No.
Standard flow nebulizer	G4218-20000
Semi-micro flow nebulizer	G4218-20001
Large flow nebulizer	G4218-20002
Micro flow nebulizer	G4218-20003
RRLC nebulizer	G4218-20004
Nebulization chamber, glass	G4218-40000
Black plastic nut, 13 mm diameter, glassware	G4218-40010
Black plastic nut, 22 mm diameter, glassware	G4218-40011
Black exhaust tube, 2.5 m	G4218-40110
Bulkhead	G4218-40130
Cartridge, 0.01 µm for gas regulator	G4218-40150
Pneumatic tube with stainless steel fitting	G4218-40220
Drain tube with stainless steel fitting	G4218-40100
Gas regulator with 0.01 µm filter and manometer	G4218-60100
Seal kit for nebulization chamber	G4218-68010
Caffeine standard, 250 µg/mL	G4218-85000

G1362A 1100/1200 Series Refractive Index Detector (RID) Supplies

Description	Part No.
Tubing kit Includes 300 mm recycle valve to recycle port, 200 mm recycle valve to waste port, 120 mm purge valve to recycle valve, 270 mm purge valve to sample cell, 170 mm purge valve to reference cell	G1362-68709
Interface tubing kit Includes 1/8 in ferrule, 1/3 in nut, PTFE tubing	G1362-68706
Interface capillary, 400 mm, 0.17 mm id	G1362-87300
Restriction capillary, 0.17 mm id	G1362-87301

G1321A/B 1100/1200 Series Fluorescence Detector (FLD) Supplies

Description	Part No.
Detector lamp	2140-0600
Flow cell, 8 µL, 20 bar	G1321-60005
Flow cell, 4 µL	G1321-60015
Cuvette kit, 8 µL, 20 bar Includes tubing, stainless steel fitting, front and back ferrule, PEEK fitting, syringe needle and syringe	G1321-60007
Cut-off filter kit:	
389, 408, 450, 500, 550 nm	5061-3327
380, 399, 418, 470, 520 nm	5061-3328
280, 295, 305, 335, 345 nm	5061-3329
Corrugated tubing, polypropylene, 6.5 mm id, 5 m	5062-2463
PTFE tubing, FEP, 0.7 mm id, 5 m	5062-2462
1/16 in finger-tight PEEK fitting, 2/pk	0100-1516
Column connecting capillary with fittings, 380 x 0.17 mm	G1315-87311
1/16 in stainless steel front ferrule, 10/pk	5180-4108
1/16 in stainless steel back ferrule, 10/pk	5180-4114
1/16 in stainless steel fitting, 10/pk	5061-3303
Fluorescence detector calibration sample, 1 g glycogen	5063-6597
Open end wrench, 1/4 and 5/16 in	8710-0510
Glass syringe	9301-1446
Syringe needle	9301-0407

Flow cell for G1321A fluorescence detector, G1321-60005

Finger-tight PEEK fitting (SPF), 0100-1516

Stainless steel front ferrules, 5180-4108

Back ferrules 1/16 in, 5180-4114

1100/1200 Series Chip LC Supplies

1100/1200 Series Chip LC Supplies

Description	Part No.
Rotor, inner valve, 3 grooves, chip LC	G4240-23705
Rotor, outer valve, 5 grooves, chip LC	G4240-25206
PEEK fitting, special for chip LC	G4240-43200
Fused silica/PEEK capillary, 15 µm, 90 cm Nano pump to chip cube	G4240-87300
Fused silica/PEEK capillary, 25 µm, 105 cm Micro well plate sampler to chip cube	G4240-87301
Fused silica/PEEK capillary, 100 µm, 100 cm Chip cube to waste	G4240-87302
Fused silica/PEEK capillary, 75 µm, 100 cm Syringe pump to chip cube	G4240-87303
Fused Silica/PEEK capillary, 50 µm, 50 cm	G4240-87304
Inline micro filter kit, 0.5 µm, PEEK Use with chip cube LC system	5067-1582
Fitting with 0.5 µm PEEK frit, 10/pk	5067-1584
PEEK fitting for use with 1/32 in od, 10/pk	5067-1585
PEEK sample transfer capillary, 25 µm, 100 cm Micro inline filter to chip cube (Phospho-Chip application)	G4240-87309
PEEK capillary, 25 µm, 10 cm Micro well plate samper to micro inline filter (Phospho-Chip application)	G4240-87310

Bio-inert Supplies

Agilent 1260 Infinity Bio-inert Quaternary LC Supplies

For your challenging bio-molecule analyses, the new 1260 Infinity Bio-inert Quaternary LC System sets new standards in performance, reliability, and robustness. Analysis of proteins and biotherapeutics usually presents the most challenging solvent conditions for any LC instrument. In addition, bio-molecules tend to bind unspecifically to surfaces, requiring tedious procedures. To address these needs, Agilent designed this application-specific LC instrument for bio-molecular analysis – without any compromise in performance – built on the proven Agilent 1200 Infinity platform technology.

The Agilent 1260 Infinity Bio-inert Quaternary LC features bio-inertness for all components without exception. The sample flow path through autosampler, capillaries and a variety of detectors are completely metal-free, with only PEEK and ceramic components coming into contact with your bio-molecule. Thus, the uncertainty of secondary interaction for proteins and peptides with surfaces which can result in peak tailing, low recovery and decreased column lifetime is minimized – and your confidence maximized.

1260 Bio-inert Quaternary Pump Parts

Description	Part No.
Bio-inert purge valve	G5611-60061
Bio-inert active inlet valve	G5611-60025
Bio-inert cartridge for active inlet valve, 600 bar	G5611-60020
Bio-inert outlet ball valve	G5611-60067
Sapphire plunger	5067-4695
Bio-inert piston seal	G5611-21503
Bio-inert wash seal	0905-1731
Bio-inert seal keeper	G5611-26210
Bio-inert support ring	G5611-63010
Preventative maintenance kit for Bio-inert quaternary pump	G5611-68741

1260 Bio-inert High Performance Autosampler Parts

Description	Part No.
2 position/6 port valve head, 600 bar	5067-4131
Rotor seal, 3 grooves, max 600 bar	0101-1416
Bio-inert stator	5068-0060
Stator face, ceramic	0100-1851
Bio-inert needle, 600 bar	G5667-87200

(Continued)

TIPS & TOOLS

For information on the family of complementary Biocolumns, turn to page 350.

Stator face, ceramic, 0100-1851

1260 Bio-inert High Performance Autosampler Parts

Description	Part No.
Tool for needle adjustment	G5667-40500
Bio-inert needle seat assembly, 600 bar	G5667-87017
Sapphire plunger	5067-4695
Bio-inert piston seal	G5611-21503
Sample loop, 100 µL, Bio-inert	G5667-60320

1260 Bio-inert Valve Parts

Rotor seal, 2 position/6 port, 600 bar for G1316B, 0101-1409

Description	Use With	Part No.
Rotor seal, 3 grooves, max 600 bar	Bio-inert 2 position/6 port switching valve	0101-1409
Bio-inert stator	Bio-inert 2 position/6 port switching valve	5068-0060
Stator face, ceramic	Bio-inert 2 position/6 port switching valve	0100-1851
Bio-inert rotor, 2-position/10-port, 600 bar		5068-0041
Bio-inert stator, 2-position/10-port, 600 bar		5068-0040
Bio-inert rotor seal, 4 column PEEK	Bio-inert 4 column selection valve	5068-0045
Bio-inert PEEK tube from valve to needle		G5664-86703
Bio-inert PEEK tube valve to detector		G5664-86706
Bio inert 12 position/13 port, solvent selection valve	G4235A	5067-4159

1260 Bio-inert Detector Parts

Bio-inert union, 600 bar, 5067-4741

Description	Use With	Part No.
Bio-inert standard flow cell, with RFID tag	G1315C/D and G1365C/D	G5615-60022
Bio-inert max light cartridge cell	G4212A/B	G5615-60017
Bio-inert max light cartridge cell	G4212A/B	G5615-60018
Bio-inert FLD flow cell	G1321B	G5615-60005
PEEK tubing		0890-1763

1260 Bio-inert Fittings

Description	Part No.
Bio-inert union, stainless steel with PEEK insert 600 bar	5067-4741

1260 Bio-inert Column Compartment

Bio-inert low dispersion heat exchanger, G5616-60050

Description	Part No.
Bio-inert low dispersion heat exchanger	G5616-60050

LC/MS Supplies

Combined with Agilent's industry-leading LC systems, our single quadrupole, ion trap, triple quadrupole, TOF and Q-TOF LC/MS solutions combine world-class performance with legendary reliability and ease-of-use.

This section contains all of the mass spectrometry supplies you need to keep your LC mass spectrometer running at peak performance.

LC/MS Maintenance Schedule

Procedure	When to Perform
Flush the nebulizer	Daily or at the end of each shift to flush traces of samples and buffers out of the tubing, valves, and nebulizer.
Clean the electrospray spray chamber	Daily or anytime you suspect carryover contamination from one sample or analysis to another.
Replace the electrospray nebulizer needle	When the needle is plugged. Common symptoms of a plugged needle are increased LC backpressure, off-axis spraying, or dripping from the nebulizer.
Clean the APCI spray chamber	Daily or anytime you suspect carryover contamination from one sample or analysis to another.
Replace the APCI nebulizer needle	When the needle is plugged. Common symptoms of a plugged needle are increased LC backpressure or off-axis spray from the nebulizer.
Clean the multimode source	Daily or anytime you suspect carryover contamination from one sample or analysis to another, or when you must access the end cap and capillary cap for cleaning and inspection.
Check calibrant levels	Monthly or weekly if you tune the LC/MS frequently.

Agilent 6100 Series
Single Quadrupole LC/MS, G6140A

LC/MS Preventive Maintenance Kit

For your convenience, the LC/MS Preventive Maintenance Kit has the recommended common supplies needed for most Agilent LC/MS systems. Unique source parts should be ordered separately.

LC/MS Preventive Maintenance kit

Description	Part No.
LC/MS Preventive Maintenance kit	5190-1443
Foreline pump (rotary pump) oil, Inland 45, 1 L, for E1M18/E2M28	6040-0834
Oil mist filter element for E2M18	1535-4970
Filter element, 5 µm, 5/pk	0100-2051
Spring, canted coil, 4/pk	1460-2571
Big hydrocarbon trap, 1/4 in fittings	BHT-4
Rotor seal, Vespel, pH 0 to 10	0100-1855

Foreline pump oil, 6040-0834

Oil mist filter element for E2M18, 1535-4970

TIPS & TOOLS

Save ordering time and money with the LC/MS PM Kit! It contains the common supplies specified in Agilent service engineer preventive maintenance procedure for LC/MS platforms.

LC/MS Supplies

Description	6100 Series Single Quadrupole LC/MS	6200 Series TOF LC/MS	6300 Series Ion Trap LC/MS	6400 Series Triple Quadrupole LC/MS	6500 Series Accurate-Mass Q-TOF LC/MS	Part No.
ES nebulizer assembly, original	✓	✓	✓	✓	✓	G1946-60098
ES nebulizer needle (original) replacement kit	✓	✓	✓	✓	✓	G2427A
ES nebulizer assembly, new	✓	✓	✓	✓	✓	G1958-60098
ES nebulizer needle (new) replacement kit	✓	✓	✓	✓	✓	G1958-60136
APCI nebulizer assembly	✓	✓	✓	✓	✓	G1946-60037
APCI nebulizer needle replacement kit	✓	✓	✓	✓	✓	G2428A
Needle assembly APCI/Multimode	✓	✓	✓		✓	G1947-60103
Corona needle APCI/Multimode	✓	✓	✓	✓	✓	G1947-20029
Capillary cap, high temperature, 3.0 mm	✓	✓	✓	✓	✓	G1946-20301
Capillary, 0.5 mm id, dielectric*	✓		✓			G1946-80009
Capillary, 0.6 mm id, dielectric*	✓	✓	✓	✓	✓	59987-20040
Capillary, 0.6 mm id, resistive, fast polarity switching*				✓		G1960-80060
Spring, canted coil, 0.25 in id, 0.53 mm	✓	✓	✓	✓	✓	1460-2571
1/6 in tee, low dead volume, stainless steel		✓			✓	0100-0969

*Dielectric capillary supports standard polarity switching only. Resistive capillary supports fast polarity switching.

(Continued)

Corona needle APCI, G1947-20029

TIPS & TOOLS

ES nebulizer (original) is compatible with the following ion sources:

- ESI G1948A with Serial Number < US91801994
- ESI G1948B with Serial Number < US91201787
- Multimode G1978A with Serial Number < US90800804
- Multimode G1978B with Serial Number < US90700787
- Dual ESI G3251A with Serial Number < US91200355
- Dual ESI G3251B with Serial Number < US91200355

LC/MS Supplies

Description	6100 Series Single Quadrupole LC/MS	6200 Series TOF LC/MS	6300 Series Ion Trap LC/MS	6400 Series Triple Quadrupole LC/MS	6500 Series Accurate-Mass Q-TOF LC/MS	Part No.
Syringe adapter			✓			9301-1291
Syringe pump			✓			3162-0178
1/16 in finger-tight PEEK fitting		✓	✓		✓	0100-1516
Female luer to female 10/32 adapter		✓	✓		✓	0100-2304
PEEK tubing		✓	✓		✓	0890-1915
Gas-tight syringe, PTFE Luer lock		✓	✓		✓	5182-9710
High-throughput skimmer, 2 mm		✓		✓	✓	G1969-20302
Skimmer 1 (G1956A/B)	✓					G1956-20302
HED assembly	✓					G1946-80019
HED assembly (G6140A, G6460A, G6530A)				✓		G2571-80103
HED assembly		✓				G1956-80000
Electron multiplier replacement horn	✓	✓		✓		05971-80103
Replacement horn and dynode	✓		✓	✓		G2441-80010

Electron multiplier replacement horn, 05971-80103

LC/MS Foreline Pump Supplies

Description	Part No.
Oil mist filter kit for E1M18/E2M28	3162-1056
Oil mist cartridge filter for MS40+	G1960-80039
Oil return kit	3162-1057
Foreline pump (rotary pump) oil, Inland 45, 1 L, for E1M18/E2M28	6040-0834
Foreline pump (rotary pump) oil, 4 L, for E1M18/E2M28	6040-0798
Foreline exhaust adapter	59980-20134
Hose clamp	1400-0563
Oil mist filter element for E2M18	1535-4970
KF25 clamp, stainless steel	0100-0549
KF25 coseal (inside clamp)	0100-1597
Exhaust tubing	0890-1727
Pump oil drip pan	G1946-00034

Adding foreline pump (rotary pump) oil, 4 L

LC/MS Chemicals

Description	6100 Series Single Quadrupole LC/MS	6200 Series TOF LC/MS	6300 Series Ion Trap LC/MS	6400 Series Triple Quadropole LC/MS	6500 Series Accurate-Mass Q-TOF LC/MS	Part No.
ES/APCI positive ion performance standard, 5 x 1 mL ampoules	✓	✓		✓	✓	G2423A
Electrospray LC demo sample (Sulfamix)	✓			✓*		59987-20033
ESI+APCI LC demo sample	✓					G1978-85000
ES negative ion performance standard, 5 x 1 mL ampoules	✓			✓		G2424A
APCI negative ion performance standard, 5 x 1 mL ampoules	✓					G2425A
ES/APCI positive ion performance standard	✓					G1946-85004
Multiple-charge compound performance evaluation sample (horse heart myoglobin)	✓					G2426A
ES/APCI positive ion performance standard, 5 x 1 mL ampoules	✓					G2423A
ES-TOF reference mix, 6 x 2 mL ampoules		✓			✓	G1969-85001
ES-TOF biopolymer reference standard kit		✓				G1969-85003
Flushing solvent	✓	✓	✓	✓	✓	G1969-85026
High purity water, 4 L	✓	✓	✓	✓	✓	8500-2236
Methyl alcohol, 1 L	✓	✓	✓	✓	✓	8500-1867
Ammonium formate	✓	✓	✓	✓	✓	G1946-85021
Formic acid, 5 mL	✓	✓	✓	✓	✓	G2453-85060
Acetonitrile, 1 L	✓	✓	✓	✓	✓	G2453-85050

*Recommended item for familiarization

LC/MS Common Supplies*

Description	Part No.
Common Parts	
Filter element, 5 µm, 5/pk	0100-2051
Rotor seal, Tefzel, pH 0 to 14	0100-1854
Rotor seal, Vespel, pH 0 to 10	0100-1855
Inlet filter assembly	G1946-60180
SSV long drain tubing assembly	G1969-60086
Spring, canted coil	1460-2571
Cleaning Supplies	
Abrasive mesh, 4000 grit	8660-0827
Capillary cleaning wire for dip tube	G1946-80054
Cleaning powder, dielectric capillary, Alconox	5190-1401
Cloths, lint-free	05980-60051
Cotton swabs, 100/pk	5080-5400
Gas Purifiers	
Big hydrocarbon trap, 1/4 in fittings	BHT-4
Big moisture trap, 1/4 in fittings	BMT-4
Big universal trap, 1/4 in fittings	RMSN-4
Big universal trap, 1/8 in fittings, Nitrogen	RMSN-2
Tools	
LC/MS tool kit	G1946-60157
Nebulizer adjustment fixture	G1946-20215
Nebulizer 25X magnifier	G1946-80049
Plastic tubing cutter	8710-1930
Screwdriver, Torx T15	8710-1622
Screwdriver, Torx T20	8710-1615
Open end wrench, 1/4 and 5/16 in	8710-0510
Wrench, 1/2 and 7/16 in	8710-0806
Needle nose pliers, pointed serrated jaws	8710-0004
3 mm wrench for nebulizer needle adjustment	8710-2699

*These parts are common to all LC/MS systems

Quiet Cover

Agilent has a solution to the frequent maintenance of LC/MS and ICP-MS rough pumps (visual check of oil levels, oil changes, oil additions, clean-up of oil leaks, etc.), as well as the inherent noise produced by the pumps. Quiet Covers are designed for easy movement, maintenance, and better living with rough pumps used with Agilent and other LC/MS systems.

- Locking castors to move heavy pump for maintenance
- No tools necessary to remove sectioned cover for easy access to pump
- Built in lift-and-tilt lever raises end of pump to drain oil
- Removable drip pan with well and hand holds to collect and transport oil
- Sound absorbing cabinet with resistant foam insulation to reduce pump noise
- Pump mounted to minimize vibration
- 2 Integrated fans maintain temperature inside cover
- LEDs and audible alarm if temperature exceeds 35 °C limit
- Maximum ambient temperature of 35 °C when airflow is neither restricted nor recycled
- Standard one-year warranty; installation and familiarization included with new LC/MS or ICP-MS orders

Please check **www.agilent.com/chem/quietcover** for the most up-to-date instrument compatibility guide.

Please confirm rough pump used in your Agilent system to ensure compatibility.

Quiet Cover MS, G6011A

Quiet Cover DS, G6012A

Quiet Cover MS, G6011A

Quiet Cover

Description	Compatible Pump Models	Part No.
Quiet Cover	BOC Edwards Pumps, E2M28, E2M18, or E1M18	G3199B
Quiet Cover MS	Agilent MS40+	G6011A
Quiet Cover DS	Agilent DS202, DS302, DS402, and DS602	G6012A
Quiet Cover TS	Agilent TS300, TS300INV, TS600, TS600INV, and TS800	G6013A
Quiet Cover GC/MS*	Agilent DS42, Pfeiffer Duo 2.5	G6014A

*This model does not contain all features.

LC/MS Standards Kits

LC/MS Standards Kits

Description	Part No.
Caffeine standards kit for LC/MS OQ/PV	8500-6917
Caffeine standards kit for LC/MS-Trap OQ/PV	5065-9908
Sulfa drug standards kit for LC/MS OQ/PV	5188-6523

LC/MS Application Kit Standards

Description	Part No.
LC/MS pesticide checkout mixture	5190-0469
LC/MS pesticide comprehensive mixture	5190-0551
LC/MS toxicology checkout mixture	5190-0556
LC/MS toxicology comprehensive mixture	5190-0555
LC/MS vet drug checkout mixture	5190-0443
LC/MS vet drug comprehensive mixture	5190-0554

LC/MS Calibrant Mixes

Description	Part No.
Calibrant, ES	G2421-60001
APCI/APPI calibrant solution, 100 mL	G2432A
ESI tuning mix for ion trap, 100 mL	G2431A
ES-TOF tuning mix, 100 mL	G1969-85000
APCI-L low concentration tuning mix, 100 mL	G1969-85010
MMI-L low concentration tuning mix, 100 mL	G1969-85020

LC/MS Calibrant Mix and Source Compatibility Matrix

Source	6100 Series Single Quadrupole LC/MS*	6140A/6150B Single Quadrupole LC/MS	6200 Series TOF LC/MS	6300 Series Ion Trap LC/MS	6400 Series Triple Quadrupole LC/MS	6500 Series Accurate-Mass Q-TOF LC/MS
ESI	G2421-60001	G1969-85000	G1969-85000	G2431A	G1969-85000	G1969-85000
APCI	G2432A	G1969-85010	G1969-85010	G2432A	G1969-85010[2]	G1969-85010[2]
APPI	G2432A	G2432A	G1969-85010	G2432A	G2432A[2]	G1969-85010[2]
MMI	G2432A	G1969-85000	G1969-85020	G2432A	G1969-85020	G1969-85020
NanoESI			G1969-85000[4]	G2431A		G1969-85000[4]
HPLC-Chip Cube		G1969-85000[2]	G1969-85000[4]	G2431A[1]	G1969-85000[3]	G1969-85000[4]

*G6110A, G6120A/B, G6130A/B

[1]5X dilution suggested

[2]No autotune

[3]ESI positive tune only

[4]Calibration only

Agilent CrossLab

Agilent CrossLab offers a growing portfolio of HPLC supplies manufactured for seamless performance with a variety of non-Agilent analytical instruments in your lab. Look inside this selection guide to find a wide range of products for your applications.

We currently support:

- Waters
- Shimadzu
- Dionex*
- CTC Analytics
- And more to come

Our growing portfolio includes the following products:

- Autosampler syringes
- Capillaries, tubing, and fittings
- Detector lamps
- Performance Maintenance kits
- Pump supplies
- Sample loops
- Valve supplies
- Vials and closures
- Well plates and sealing mats

Agilent CrossLab is more than supplies:

- Over 40 years of chromatography expertise
- The right supplies for both routine and challenging applications
- Hassle-free operations and reproducible results
- High-quality products manufactured to Agilent standards
- Technical and application support
- Dependable worldwide availability and delivery
- Convenience of consolidating purchasing
- 90-day risk free money back guarantee

*Dionex is now a part of Thermo Scientific

Agilent CrossLab works with WATERS | SHIMADZU | THERMO SCIENTIFIC | AND MORE

CrossLab Detector Lamps

Our detector lamps are designed for precise alignment and thermal stability



Long-life deuterium lamp, 8005-0705

Agilent CrossLab lamps are designed and built to be compatible with a wide variety of detectors, including Variable Wavelength Detectors (VWD), Multiple Wavelength Detectors (MWD), and Diode Array Detectors (DAD) or Photodiode Array Detectors (PDA). All the lamps adhere to the tightest specifications for consistent quality and reproducible performance over the entire lifetime of the lamps. Test equipment is regularly calibrated using optical standards certified by NIST (National Institute of Standards and Technology) or PTB (Physikalisch-Technische Bundesanstalt).

- Manufactured in an ISO 9001 certified environment
- Quartz glass bulbs for extended lifetime
- Individually tested for light intensity, noise and drift, correct operating voltage, and proper alignment for low lamp-to-lamp variability
- Tight QA/QC with traceability for each lamp throughout every step of the product process
- Both deuterium lamps and tungsten lamps available

Deuterium lamps

- High output stability and intensity for extended detection capabilities and improved qualification at trace level
- Guaranteed lifetime of 2,000 hours

Tungsten lamps

- Offer coverage in the visible wavelength range for high sensitivity detection
- Average lifetime range from 1,200 to 5,000 hours depending on operation conditions such as operation cycles, soft start, and operation voltage

TIPS & TOOLS

Each time after a replacement of a detector lamp, it is recommended to perform a wavelength calibration test and an intensity test after warm up.

TIPS & TOOLS

An Agilent CrossLab Supplies Selection Tool is available to help you choose the correct supplies for your non-Agilent instrument. For more information, visit **www.agilent.com/chem/SelectCrossLab**

Snap top vials with write-on spot, 8010-0025

CrossLab Vials and Closures

Agilent CrossLab vials and closures are thoroughly tested to ensure the highest level of quality. Additionally, CrossLab vials are designed for use in a wide range of non-Agilent GCs and LCs, including those from Bruker (formerly Varian), Dionex (now Thermo Scientific), PerkinElmer, Shimadzu, and Thermo Scientific. They are:

- Manufactured in an ISO 9001 certified facility
- Made from First Hydrolytic Type 1 Class A or Class B borosilicate glass, which conforms to US FDA, USP, and EU Pharmacopeia standards
- Protected by proprietary packaging with a crush barrier to reduce vial breakage
- Packaged in material that has been tested and selected for cleanliness
- Subjected to rigorous end-of-line sampling and quality control procedures to ensure all vials remain within specifications
- Compatible with a wide variety of autosamplers regardless of make and model

For Agilent CrossLab Vials and Closures ordering information please see the General Chromatography catalog (publication # 5991-1059EN)
www.agilent.com/chem/library

TIPS & TOOLS

Easy, Reliable pH Testing, Designed for Chromatographers

Agilent now offers a full line of pH meters and electrodes. Designed for chromatographers, these pH meters offer intuitive user design and exceptional ruggedness for your lab.
Learn more at **www.agilent.com/chem/phmeters**

CrossLab Well Plates and Sealing Mats

Choose the cleanest well plates and sealing mats for your autosamplers

96-well plate, 8010-0534

Advantages of Agilent CrossLab well plates:

- Made from polypropylene
- Free from RNase, DNase, Endotoxins, and human DNA
- Chemically resistant to common solvents
- Autoclavable (121 °C/20 min)
- Alpha-numeric grid
- Compatible with pipetting workstations and multi-channel pipettes
- Raised rims are available with 0.5 mL and 1.0 mL deep well plates for efficient sealing and a reduced risk of cross-contamination during rigorous vortexing
- Available in 96- or 384-well plate format
- 96-well plates range from 0.2 mL to 2 mL
- 384-well plates available in 0.1 mL and 0.25 mL
- Stackable

Advantages of Agilent CrossLab sealing mats:

- Protect well contents during storage
- Free from RNase, DNase, Endotoxins, and human DNA
- Highly flexible for a tight seal and exact fit
- Insets in every well eliminate the need for glue during connection
- Pierceable with pipette tips (0.5 mL and 1.0 mL sealing mats)
- Prevent solvent evaporation
- Made from thermoplastic elastomer (TPE) or ethylene-vinyl acetate (EVA)
- Compatible with common solvents

For Agilent CrossLab Well Plates and Sealing Mats ordering information please see the General Chromatography catalog (publication # 5991-1059EN)
www.agilent.com/chem/library

Cleanliness of well plates and sealing mats: Agilent CrossLab vs. the competition

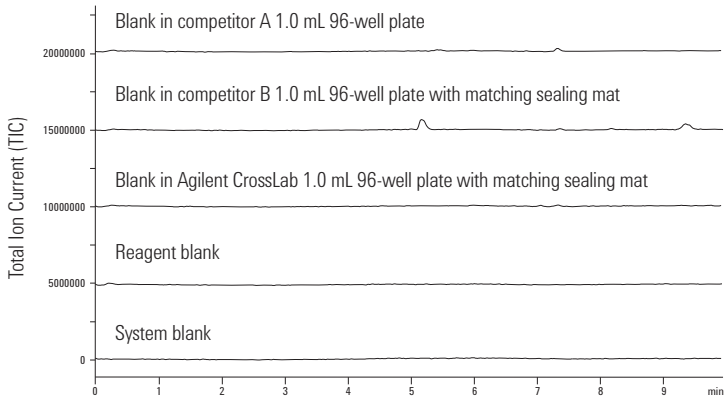

The chemical extraction experiments demonstrate the superior cleanliness of the Agilent CrossLab well plates and sealing mats compared to the competition, making them ideal for LC/MS applications.

LC/MS ESI positive chromatogram comparison. Reagent blank: 1:1 Acetonitrile/H_2O with 0.1% formic acid

CrossLab Autosampler Syringes and Manual Syringes

Agilent's CrossLab HPLC syringe portfolio contains a broad selection of syringe styles and volumes to provide what you need for accurate and effective sampling. From autosampler syringes in both large or small volume, to syringes for pump priming, CrossLab syringes meet all form, fit, and function criteria to support your HPLC systems.

- Accuracy to within ±1% of nominal volume with a precision of 1% at 80% of the total volume
- A chemically inert fluid path of stainless steel, borosilicate Type I glass, or PTFE
- Robust design for long lifetime

Agilent CrossLab Syringe Features

Syringe terminations at the end of the syringe barrel function as the interface between the syringe and its mating connection such as the needle. Terminations are offered in a number of different needle and connection configurations to accommodate a broad range of applications.

Fixed Needle

- Economical option for injections
- Preferred for applications requiring trace level samples
- Needle is cemented into the glass syringe barrel at a point corresponding to the zero graduation mark
- Dead volume is limited to the needle's internal volume
- Not autoclavable
- Recommended for use where probability of needle bending is minimal

Removable Needle

- Versatile option for injections
- Needle seats precisely at the zero graduation mark
- Needle can be replaced if damaged or clogged
- Allows for a removable needle without increasing dead volume
- Ideal for when there is a risk of needle clogging
- Autoclavable when disassembled (repeated autoclaving shortens syringe life)

PTFE Luer Lock

- PTFE, male Luer taper with nickel-plated brass locking hub for use with Kel-F needles or metal hub needles, and universal connectors
- Autoclavable when disassembled, except on 25 mL or greater syringes (repeated autoclaving shortens syringe life)

Chem

- ¼-28 UNF male fitting thread connection
- Used for low-volume applications where system dead volume must be minimized
- Can be screwed directly into injection valves



Needle Gauge 22

Needle Point Style 3

Note: Most manual HPLC injection valves are designed to be used with a 22-gauge, or a 22s-gauge blunt needle point style 3.

Gauge Selection Chart

	Nominal OD		Nominal ID		Wall Thickness		Volume
Gauge	**in**	**mm**	**in**	**mm**	**in**	**mm**	**µL/in**
22s*	0.0280 - 0.0285	0.718	0.0055 - 0.0077	0.168	0.022	0.55	0.563
22	0.0280 - 0.0285	0.718	0.0155 - 0.0170	0.413	0.012	0.30	3.403

***Note:** 22s needles have a smaller inner diameter and a thicker wall for better durability.

TIPS & TOOLS

Replace syringe if dirt is noticeable, syringes cannot be cleaned, or plunger does not slide easily.

TIPS & TOOLS

Follow manufacturer's recommendation for syringe cleaning and regularly inspect syringe barrel for sample build-up and needle tip for wear.

Autosampler Routine Maintenance

Routine autosampler maintenance should be performed on a regular basis to keep your HPLC system performing at its optimum level. You can perform all maintenance procedures at once or as needed. Some parts may need to be replaced more often than others depending upon your application and solvent preparation procedures.

Regular autosampler maintenance helps lower operating costs and generate precise results with the utmost confidence. By following a regular maintenance routine, you can count on maximum uptime during the life of your autosampler.

Waters Autosampler Routine Maintenance Procedures

- Replace the metering syringe
- Rebuild the injector seal pack and replace the needle
- Rebuild the high-pressure motorized valves
- Replace the in-line filter insert
- Adjust the seal pack seal valves

Waters Autosampler Routine Maintenance and Troubleshooting

Symptom	Cause	Solution
Poor injection reproducibility	Low sample level in vials	Confirm sample level in the vials is at minimum a quarter full
	Worn metering syringe	Replace the metering syringe assembly
	Worn high-pressure motorized valve seals	Rebuild the high-pressure motorized valves
	Leaking waste valve	Replace the waste valve
	Worn injector seals	Rebuild the injector seal pack, replace the needle, and adjust the seal pack seal valves
Leaking syringe	Worn metering syringe	Replace the metering syringe assembly
Sample carryover	Needlewash solvent exhausted	Refill the needlewash solvent reservoir
	Dirty needlewash seals	Rebuild the seal pack and adjust seal pack seal valves
	Faulty needlewash valve	Replace the needlewash valve
Sample vials filling during injection cycle	Worn high-pressure motorized valve seal	Rebuild the high-pressure motorized valves
Low peak response	Low sample level in vials	Confirm sample level in the vials is at minimum a quarter full
	Worn metering syringe	Replace the metering syringe assembly
	Worn high-pressure motorized valve seals	Rebuild the high-pressure motorized valves
	Leaking waste valve	Replace the waste valve
	Worn injector seals	Rebuild the injector seal pack, replace the needle, and adjust the seal pack seal valves

Shimadzu Autosampler Routine Maintenance Procedures

- Replace the sample metering drive plunger seal
- Replace the sample needle
- Replace the needle seat seal
- If equipped, replace the rinse port septum
- If equipped, clean the high-pressure valve and replace the high-pressure valve rotor seal
- If equipped, clean the low-pressure valve and replace the low-pressure valve rotor seal
- If equipped, clean the injection valve and replace the injection valve rotor seal
- Adjust the needle if necessary

Shimadzu Autosampler Routine Maintenance and Troubleshooting

Symptom	Cause	Solution
Poor injection reproducibility	Low sample level in vials	Confirm sample level in the vials is at minimum a quarter full
	Worn metering seal	Replace the metering plunger seal
	Damaged metering plunger	Replace the metering plunger
	Worn high-pressure valve seals	Rebuild the high-pressure valve
	Worn low-pressure valve seals	Rebuild the low-pressure valve
	Leaking waste valve	Replace the waste valve
	Damaged sample needle	Replace the sample needle and needle seat seal
Sample carryover	Needlewash solvent exhausted	Refill the needlewash solvent reservoir
	Dirty needlewash seals	Rebuild the seal pack and adjust seal pack seal values
	Contaminated rinse port	Clean and flush the rinse port
Low peak response	Low sample level in vials	Confirm sample level in the vials is at minimum a quarter full
	Worn metering plunger seal	Replace the metering plunger seal
	Damaged metering plunger	Replace the metering plunger
	Worn high-pressure valve seals	Rebuild the high-pressure valve
	Leaking waste valve	Replace the waste valve
	Damaged sample needle	Replace the sample needle and needle seat seal

Dionex* Autosampler Routine Maintenance Procedures

- Replace the sample metering syringe
- Replace the sample needle
- Replace the needle seat seal
- If equipped, clean the injection valve and replace the injection valve rotor seal
- Replace the buffer tubing
- Replace the capillary tubing
- Fill the syringe reservoir
- Adjust the needle if necessary

***Dionex is now a part of Thermo Scientific**

Dionex Autosampler Routine Maintenance and Troubleshooting

Symptom	Cause	Solution
Poor injection reproducibility	Low sample level in vials	Confirm sample level in the vials is at minimum a quarter full
	Worn metering syringe seal	Replace the metering syringe
	Worn syringe valve	Replace the syringe valve
	Worn injection valve seal	Rebuild the injection valve
	Leaking waste valve	Replace the waste valve
	Leaking fittings	Check all the fittings for leaks
	Damaged sample needle	Replace the sample needle and needle seat seal
Sample carryover	Needlewash solvent exhausted	Refill the needlewash solvent reservoir
	Dirty needlewash seals	Rebuild the seal pack and adjust seal pack seal valves
	Contaminated rinse port	Clean and flush the rinse port
Leaking syringe	Damaged syringe	Replace the syringe
	Worn syringe valve	Check for leaks and replace if necessary
Low peak response	Low sample level in vials	Confirm sample level in the vials is at minimum a quarter full
	Worn syringe valve	Replace the metering syringe
	Damaged syringe valve	Check the syringe valve for leaks and replace if necessary
	Worn injector valve seal	Rebuild the injection valve
	Leaking waste valve	Replace the waste valve
	Leaking fittings	Check all the fittings for leaks
	Damaged sample needle	Replace the sample needle and needle seat seal

Sapphire plunger assembly, 8005-0538

Plunger seal replacement kit, 8005-0541

Face seals replacement kit, 8005-0536

CrossLab Pump Supplies

Proper pump maintenance helps ensure precise, consistent results and lower operating costs

Regular pump maintenance helps lower operating costs and ensure precise and consistent results. By following a regular maintenance routine, you can count on maximum uptime, steady and accurate solvent flow, pressure stability throughout the life of a pump, and keep your HPLC system in its optimum condition.

CrossLab Plungers and Seals

Plungers (or pistons) and seals are two of the most important components of a pump. All Agilent CrossLab plungers combined with seals undergo extensive testing under temperature stress with common HPLC solvents for reproducible results.

Plungers:

- Available in sapphire or ceramic
- Sapphire plungers are made from high purity monocrystalline sapphire for optimal concentricity and resistance to wear
- Are meticulously cut and polished for great durability and long life

Seals:

- Manufactured from ultra-high-molecular-weight polyethylene (UHMWPE) or graphite-filled polytetrafluoroethylene (GFP)
- Designed to provide precise sealing around the plungers
- Engineered to deliver top performance over highly dynamic flow and pressure ranges

TIPS & TOOLS

Plungers (or pistons) should be exchanged on a regular basis in combination with seals to maintain the best sealing surface and durability for optimal instrument performance.

TIPS & TOOLS

Depending on your applications and solvent preparation protocols, some parts may need to be replaced more often than the others.

CrossLab Check Valves

Check valves are key components for a pump, and their lifetime is often related to the solvents used. A defective valve can lead to pressure fluctuation, inconsistent flow, and a noisy baseline.

Agilent CrossLab check valves and assembly components:

- Made to operate at different pressures (up to 16,000 psi, or 1,100 bar) per specifications from the Original Equipment Manufacturers (OEMs)
- Made from a variety of materials, such as stainless steel, titanium, ceramic, and PEEK, depending on OEM specifications
- Carefully assembled to ensure reliability and consistent performance
- Each ruby or ceramic ball and sapphire or ceramic seat is manufactured under extremely tight tolerances to ensure proper sealing within the operating pressure range

TIPS & TOOLS

Don't forget to check your check valve regularly and replace check valve cartridges to ensure proper pump operations.

TIPS & TOOLS

Pump seals should be replaced when there are leaks on the bottom of the pump head, when retention times are inconsistent, or when the pressure ripple is unstable.

HPLC Pump Routine Maintenance

Routine pump maintenance should be performed on a regular basis to keep your HPLC system performing at its optimum level. You can perform all maintenance procedures at once or as needed. Some parts may need to be replaced more often than others depending upon your application and solvent preparation procedures.

Regular pump maintenance helps lower operating costs and generate precise results with the utmost confidence. By following a regular maintenance routine, you can count on maximum uptime and a steady, accurate solvent flow for the life of the pump.

Sapphire plunger assembly, 8005-0523

Waters Pump Routine Maintenance Procedures

- Replace the seals and plungers (or pistons)
- Replace the in-line filter insert
- Replace the check valve cartridges
- Replace the seal wash seals and tube seals
- Replace the solvent inlet frits

Waters Pump Routine Maintenance Procedures

Symptom	Cause	Solution
Pressure ripple unstable	Dirty check valve cartridge(s)	Run static leak test to verify and exchange the check valve cartridge(s)
	Leak on pump head	Run static leak test to verify and exchange the in-line filter insert and plunger (or piston) seals
Gradient performance problems Intermittent pressure fluctuations	Blocked solvent filter(s)	Change the solvent filter(s)
A pressure drop of greater than 10 bar (150 psi) across the in-line filter (5 mL/min H_2O during wet priming)	Dirty in-line filter	Exchange the in-line filter insert
Leaks at lower pump head side Unstable retention time Pressure ripple unstable	High seal wear	Run leak test to verify and exchange the pump seals and in-line filter insert
Seal lifetime shorter than normally expected	Scratch on plunger	Check plungers while changing the seals
		Exchange the plungers if damaged or scratched
Loss of wash solvent	Leaky wash seals	Exchange the wash seals

Shimadzu Pump Routine Maintenance Procedures

Plunger seal, 8001-0502

- Replace the seals and plungers (or pistons)
- Replace the in-line filter cartridge
- Replace the check valve cartridges
- Replace the seal wash seals
- Replace the solvent inlet frits

Shimadzu Pump Routine Maintenance and Troubleshooting

Symptom	Cause	Solution
Pressure ripple unstable	Dirty check valve cartridge(s)	Run Pump Pressure test to verify and exchange the check valve cartridge(s)
	Leak on pump head	Run Pump Pressure test to verify and exchange the in-line filter insert and plunger (or piston) seal
		Check inlet and outlet fittings for leaks
		Tighten all fittings and re-run the Pump Pressure test
Gradient performance problems Intermittent pressure fluctuations	Solvent filter(s) is blocked	Change the solvent filter(s)
A pressure drop of greater than 10 bar (150 psi) across the in-line filter (5 mL/min H_2O during wet priming)	Dirty in-line filter	Exchange the in-line filter insert
Leaks at lower pump head side Unstable retention time Pressure ripple unstable Broad peaks or peak tailing	High seal wear	Run Pump Pressure test to verify and exchange the pump seals and in-line filter cartridge
Seal lifetime shorter than normally expected	Scratch on plunger	Check plungers while changing the seals
		Exchange the plungers if damaged or scratched
Loss of wash solvent	Leaky wash seals	Exchange the wash seals

Vespel rotor seal, 8002-0602

Dionex* Pump Routine Maintenance Procedures

- Replace the purge valve cap seal
- Replace the seals, seal rings, and plungers (or pistons)
- Replace the in-line filter cartridge
- Replace the check valve cartridges
- Replace the seal wash seals and seal wash tubing
- Replace the mixing chamber gasket
- Replace the solvent inlet filter frits

***Dionex is now a part of Thermo Scientific**

Dionex Pump Routine Maintenance and Troubleshooting

Symptom	Cause	Solution
Pressure ripple unstable	Dirty check valve cartridge(s)	Run Pump Pressure test to verify and exchange the check valve cartridge(s)
	Leak on pump head	Run Pump Pressure test to verify and exchange the in-line filter insert and plunger (or piston) seal
		Check inlet and outlet fittings for leaks
		Tighten all fittings and re-run the Pump Pressure test
Gradient performance problems, Intermittent pressure fluctuations	Solvent filter(s) is blocked	Change the solvent filter(s)
A pressure drop of greater than 10 bar (150 psi) across the in-line filter (5 mL/min H_2O during wet priming)	Dirty in-line filter	Exchange the in-line filter insert
Leaks at lower pump head side Unstable retention time Pressure ripple unstable Broad peaks or peak tailing	High seal wear	Run Pump Pressure test to verify and exchange the pump seals and in-line filter cartridge
Seal lifetime shorter than normally expected	Scratch on plunger	Check plungers while changing the seals
		Exchange the plungers if damaged or scratched
Loss of wash solvent	Leaky wash seals	Exchange the wash seals and seal wash tubing

CrossLab Valve Supplies

Agilent CrossLab valve supplies work seamlessly with your HPLC systems for reliable, accurate, and reproducible results.

Rotor seals:

A variety of materials for a wide range of applications

Rotor, 6-port valve, 8001-0601

A rotor seal is a polymeric disk that creates a high-pressure seal against the stator or stator face seal. A variety of materials are available for different applications. It is important to replace rotor seals on a routine basis to prevent excessive wear. The recommended replacement interval for most rotor seals is once per year for preventive maintenance or as needed depending on stresses imposed by specific applications.

- Vespel: Vespel is a polyimide with low wear and high chemical resistance. Recommended for use with solutions under pH 10; because more basic solutions dissolve Vespel over time and damage the rotor seal
- PEEK (Polyetheretherketone): PEEK offers high resistance, versatility, and applicability for the entire pH range between 0 and 14
- Tefzel: Recommended for use in applications where PEEK cannot be used, such as higher concentrations of methylene chloride or dimethyl sulfoxide (DMSO)

Recommended pH levels for rotor seal materials

pH Range	0-7	7-10	10-14
Vespel			
PEEK			
Tefzel			

TIPS & TOOLS

For any solution above pH 10, a PEEK rotor seal is recommended.

TIPS & TOOLS

PEEK rotor seals are incompatible with concentrated nitric and sulfuric acids.

Stator, 6-port valve, 8001-0604

Stators

- Available in 316 stainless steel, PEEK, and ceramic depending on the specifications of OEMs
- Typically require replacement only if the ports or sealing surfaces become damaged, which can be prevented by using proper injection needles.

Sample Loops

Stainless Steel Sample Loops:

- Have burr-free and square-cut ends to ensure a flush connection to valve ports
- Actual volumes might differ due to tolerance of metal tubing bore
- Accuracy of large metal loops (1.0 mm, 0.040 in bore) is ± 14%, intermediate loops (0.5 mm, 0.020 in bore) is ± 21%, and small loops (0.2 mm, 0.007 in bore) is ± 65%

PEEK Sample Loops

- Alternatives to stainless steel sample loops
- Clean, straight cuts for easy valve installation and low dead volume connections
- Inert to almost all organic solvents and biocompatible
- Actual volumes might differ due to tolerance of metal tubing bore
- Accuracy of large PEEK loops (0.8 mm, 0.030 in bore) is ± 5%, intermediate loops (0.5 mm, 0.020 in bore) is ± 10%, and small loops (0.2 mm, 0.007 in bore) is ± 30%
- Wall thickness, temperature, concentration of organic solvent, and solvent exposure time affect the durability of PEEK tubing

TIPS & TOOLS

Concentrated nitric acid and sulfuric acid weaken PEEK tubing while tetrahydrofuran (THF), methylene chloride, and DMSO cause swelling.

TIPS & TOOLS

Since both standards and unknowns are usually analyzed using the same sample loops, knowledge of the actual, accurate volume is rarely needed. If the sample loop volume must be known, it is best to calibrate the loop in place on the valve so the flow passages in the valve are taken into account.

CrossLab Performance Maintenance (PM) Kits

PM kits make it easier to keep your instruments running at peak performance

515 pump PM kit, 8005-0913

2960/2965 PM kit, 8005-0915

Many instrument failures are caused not by functional breakdowns, but by a lack of performance maintenance. As suggested by a recent study, a regular performance maintenance program can reduce instrument failure rates up to 25%, and is critical to ensure optimal overall system operations.

The Effect of Performance Maintenance

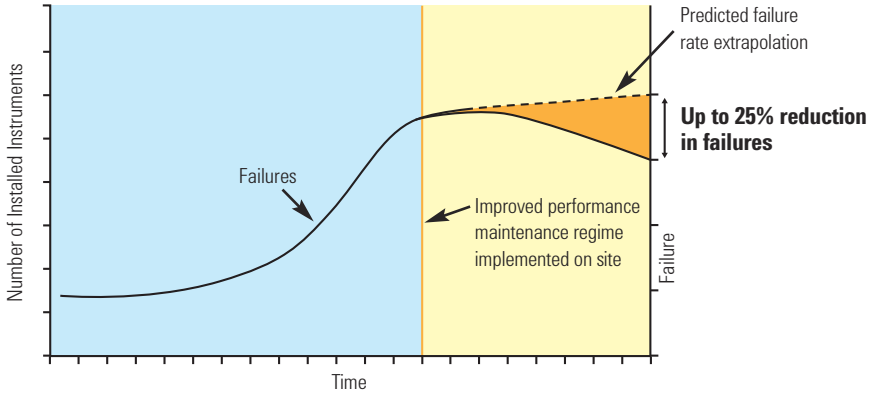

Agilent CrossLab PM kits contain the normal wear parts, tools for disassembly/reassembly, and instructions necessary to keep your systems operating at peak performance. The kits provide a convenient, cost-effective way to make sure your instruments are properly maintained. Each kit contains all the parts you need to:

- Boost system efficiency and reliability
- Reduce unplanned downtime and repair costs
- Increase accuracy by enhancing precision and sensitivity
- Comply with regulatory requirements, or meet quality accreditation standards
- Extend instrument useful life
- Eliminate individual part ordering
- PM kits available for pumps, valves, autosamplers, and HPLC systems

General HPLC Supplies

CrossLab LC Capillaries and Tubing

Your link to analytical success

Agilent CrossLab offers a range of capillaries and tubing made from stainless steel and PEEK. Used in combination with the right fittings, they are ideal for LC system plumbing, providing an inert surface, tight, leak-free connections, and zero dead volumes.

Stainless steel capillaries

- Made of ultra-clean stainless steel tubing
- Ideal for most standard applications, and the best choice for reliable high-pressure sealing
- Smooth inner surface for the lowest backpressure
- Precision cutting for burr-free, square-cut ends without inner-diameter distortion
- Both ends accept standard fittings
- Predefined lengths for specific path locations to avoid peak broadening
- Individually tested to ensure reproducibility
- Available in pre-swaged and non pre-swaged

TIPS & TOOLS

Always use the smallest capillary internal diameter and the shortest length to keep sample dispersion as low as possible.

PEEK tubing

- Flexible and easy to cut to desired lengths
- Ideal for frequently changed connections
- Resists mechanical and solvent damage, even at high temperatures
- Biocompatible and inert to almost all organic solvents
- A durable alternative to stainless steel connections
- Accepts both stainless steel and PEEK fittings

CrossLab Fittings

The right LC fittings make the best LC connections

To ensure leak-free connections, and to prevent the loss of peak shape and resolution, always use the recommended fitting style for columns, valves and unions.

With Agilent CrossLab fittings, you get the confidence and choice that come with:

- Robust design for long life and smooth, leak-free operation
- Stainless steel nuts and ferrules for high-pressure systems
- Polymer fittings for biocompatible applications

CrossLab HPLC In-Line Filters

Help stop time-wasting blockages

Column inlet frit contamination can increase backpressure and reduce efficiency. Microbore column blockages are of particular concern, due to the frit's small diameter.

To help prevent time-wasting contamination and blockages, the Agilent CrossLab portfolio offers two types of LC filters made from clean, high-quality stainless steel parts:

- In-line solvent filters, installed between the LC pump and injector, prevent blockages by removing particles from solvents before they reach the injector
- Column inlet filters, positioned immediately before an LC column, remove particles from both the injection system and sample

Troubleshooting Guide for HPLC Systems

The at-a-glance tables can help you pinpoint and solve the most common problems for your HPLC systems and ensure maximum instrument uptime and productivity.

HPLC Troubleshooting

Symptom Type	Possible Cause	Solution
Baseline disturbance at void time	Positive/negative – Difference in refractive index of injection solvent	Use mobile phase for sample solvent
Detector leaks	Plugged inlet frit	Replace seals/gaskets
Drifting baseline	Positive direction – Contaminant buildup/elution	Flush column, clean up sample, use pure solvents
	Positive/negative – Difference in refractive index of injection solvent	Use mobile phase for sample solvent
	Negative direction (gradient) – Absorbance of "A" mobile phase solvent	Use non-absorbing or HPLC-grade or better solvent
	Positive direction (gradient) – Absorbance of "B" mobile phase solvent	Use non-absorbing or HPLC-grade or better solvent
	Random – Temperature changes	Insulate column and tubing
	Random – Temperature changes	Thermostat column and tubing
	Wavy or undulating – Temperature changes in room	Monitor room temperature and control
Ghost peaks	Peaks from previous injection	Flush column to remove contaminants
	Contamination	Sample cleanup or pre-fractionation
	Unknown interferences in samples	Sample cleanup or pre-fractionation
	Ion-pair – Upset equilibrium	Prepare sample in actual mobile phase to minimize disturbance
	Peptide mapping – Oxidation of TFA	Prepare fresh daily; use anti-oxidant
	Reversed-phase – Contaminated water	Check suitability of water by running different amount through reversed-phase column and measure peak height with elution; use HPLC grade solvents
	Spikes – Bubbles in solvent	De-gas solvents

(Continued)

HPLC Troubleshooting

Symptom Type	Possible Cause	Solution
High column backpressure	Column blockage, adsorbed sample	Better sample cleanup; use guard column
	Mobile phase viscosity too high	Use lower viscosity solvents or higher temperature
	Particle size too small	Use larger d_p packing
	Plugged inlet frit	Replace column
	Plugged inlet frit	Reverse solvent flow
Leaks	Subtle – White powder at fitting/loose fitting	Tighten fittings, cut tubing, or replace ferrules
Leaks, injection valve	Catastrophic – Worn valve rotor	Replace rotor in valve
Leaks, column or other fittings	Catastrophic – Loose fittings	Tighten or replace fittings
Leak, pump	Catastrophic – Pump seal failure	Replace pump seal
Negative peaks	RI detector – solute refractive index less than solvent	No problem; reverse polarity to make positive
	UV detector – solute absorbance less than mobile phase	Use mobile phase with lower UV absorbance; do not recycle solvent too long
Noisy baseline	Random – Contaminant buildup	Flush column; clean up sample; use HPLC-grade solvent
	Continuous – Detector lamp problem	Replace detector lamp
	Occasional – External electrical interference	Use voltage stabilizer for LC system
Peak doubling	Sample volume too large	Reduce the volume e.g. by half and re-inject
	Injection solvent too strong	Use weaker injection solvent or mobile phase
	Blocked frit	Replace and use 0.5 µm porosity in-line filter
	Column void or channeling	Replace column; for some columns, fill in void with packing
	Unswept injector flowpath	Replace injector rotor
	Void at head of column	Replace column, top off column with packing
	Column overloaded with sample	Use higher capacity stationary phase Increase column diameter Decrease sample size
	Single peak – interfering components	Sample cleanup; pre-fractionation

(Continued)

HPLC Troubleshooting

Symptom Type	Possible Cause	Solution
Peak tailing	Beginning of peak doubling	See "peak doubling"
	Unswept dead volumes	Minimize number of connections Ensure injector seal is tight Ensure fittings are properly seated
	Basic compounds – Silanol interactions	Choose endcapped bonded phase Switch to polymeric phase
	Basic substances – Silanol interactions	Use stronger mobile phase or add competing base (e.g. TMA)
	Silica-based – Column degradation	Use specialty column; polymeric column or sterically protected
Peaks are broad	Injection volume too large	Decrease solvent strength of injection solvent to focus solute
	Peak dispersion in injector valve	Introduce air bubble in front/back of sample to decrease dispersion
	Sampling rate of data system too slow	Increase frequency of sampling
	Slow detector time constant	Adjust time constant to match peak width
	Mobile phase viscosity too high	Increase column temperature
	Detector cell volume too large	Use smallest possible cell volume with no heat exchanger in system
	Injector volume too large	Decrease injection volume
	Long retention times	Use gradient elution or stronger mobile phase
Pressure fluctuation	Leaky check valve	Replace check valve
	Pump seal leaks	Replace pump seals
	Buildup of particulates	Filter sample; in-line filter; filter mobile phase
Pressure increasing	Buildup of particulates	Filter sample; in-line filter; filter mobile phase
	Water/organic systems – buffer precipitation	Test buffer-organic mixtures; ensure compatibility
Retention beyond total permeation volume	Size exclusion – Specific interactions	Add mobile phase modifiers or change solvent

(Continued)

HPLC Troubleshooting

Symptom Type	Possible Cause	Solution
Retention times changing	Column temperature varying	Thermostat column; insulate column; ensure lab temperature constant
	Equilibration time insufficient with gradient run or changes in isocratic mobile phase	Make sure at least 10 column volumes pass through column after solvent change or gradient conclusion
	Selective evaporation of mobile phase component	Less vigorous helium sparging; keep solvent reservoirs covered; prepare fresh mobile phase
	Buffer capacity insufficient	Use >20 mM concentration of buffer
	Inconsistent on-line mobile phase mixing	Ensure gradient system delivering constant composition; check vs. manual prep of mobile phase
	Contamination buildup	Occasionally flush column with strong solvent to remove contaminants
	First few injections – Adsorption on active sites	Condition column by initial injection of concentrated sample
Retention times decreasing	Flow rate increasing	Check pump to make sure correct; if not, reset
	Column overloaded with sample	Decrease sample size
	Loss of bonded stationary phase	Keep mobile phase pH between 2 and 8.5
Retention times increasing	Flow rate is slowing	Fix leaks in liquid lines, replace pump seals, check for pump cavitation or air bubbles
	Active sites on silica packing	Use mobile phase modifier
	Loss of bonded stationary phase	Keep mobile phase pH between 2 and 8.5
	Mobile phase composition changing	Make sure mobile phase container is covered
	Active sites on silica packing	Add competing base to mobile phase
	Active sites on silica packing	Use higher coverage packing for stationary phase
Sensitivity problem	Peaks are outside of linear range of detector	Dilute/concentrate to bring into linear region
	First few sample injections – Absorption of sample in loop or column	Condition loop/column with concentrated sample
	Autosampler flow lines blocked	Check flow and make sure there are no blockages
	Injector sample loop underfilled	Make sure that loop is overfilled with sample
	Sample-related losses during preparation	Use internal standard during sample prep; optimize sample prep method
Slow column equilibration times (ion-pairing)	Equilibration time slow for long-chain ion-pairing reagents	Use shorter alkyl chain ion-pair reagent

CrossLab Supplies for Waters HPLC Systems

Detector Lamps

Model	Description	Similar to OEM Part No.	Agilent CrossLab Part No.
2996 Photodiode Array Detector 996 Photodiode Array Detector ACQUITY UPLC 2996 Photodiode Array Detector	Long-life deuterium lamp, 2,000 hours	WAT052586	8005-0705
2487 Dual Wavelength Absorbance Detector 2488 Multichannel Absorbance Detector ACQUITY TUV Detector UPLC TUV Detector	Long-life deuterium lamp, 2,000 hours	WAS081142	8005-0704
486 Tunable UV/Visible Absorbance Detector LC Module 1	Long-life deuterium lamp, 2,000 hours	700000356 WAT052666	8005-0702

Autosampler Syringes, 1/pk

Model	Volume (µL)	Description	Needle Gauge/ Length (mm)/Tip	Similar to OEM Part No.	Agilent CrossLab Syringe	Agilent CrossLab Replacement Needle	Agilent CrossLab Replacement Plunger	Similar to OEM Part No.
2777 Compact Sample Manager 2777 Sample Manager	10	Fixed needle	22s/51/3	430000859	8010-0445*		8010-0457, 10/pk	700002212
	25	Fixed needle, gas tight	22s/51/3	430000861	8010-0441		8010-0458, 10/pk	700002213
	100	Fixed needle, gas tight	22s/51/3	430000864	8010-0442*		8010-0459, 10/pk	700002214
		Fixed needle, gas tight	22/51/3	430000863	8010-0446*		8010-0459, 10/pk	700002214
	250	Fixed needle, gas tight	22/51/3	430000865	8010-0467		8010-0456, 10/pk	700002215
	500	Fixed needle, gas tight	22/51/3	430000866	8010-0468		8010-0460, 10/pk	700002216
	1,000	Fixed needle, gas tight	22/51/3	430000867	8010-0443		8010-0455, 1/pk	700002217
	2,500	Fixed needle, gas tight	22/51/3	430000868	8010-0444		8010-0448, 1/pk	700002218

*Barrel od is 6.7 mm. All other 10, 25, and, 100 µL syringes have 7.9 mm od.

The cross references to the original equipment manufacturer (OEM) part numbers listed here serve as a recommendation that the Agilent CrossLab products are viable alternatives to OEM products. CrossLab products are compatible with the corresponding OEM instruments, although in some cases, the CrossLab products may have slightly different designs as compared to the OEM counterparts. All CrossLab supplies are backed by Agilent's 90-day money-back warranty.

(Continued)

Long-life deuterium lamp, 8005-0705

Long-life deuterium lamp, 8005-0704

Long-life deuterium lamp, 8005-0702

CrossLab Supplies for Waters HPLC Systems

Autosampler Syringes, 1/pk

Model	Volume (µL)	Description	Needle Gauge/ Length (mm)/Tip	Similar to OEM Part No.	Agilent CrossLab Syringe	Agilent CrossLab Replacement Needle	Agilent CrossLab Replacement Plunger	Similar to OEM Part No.
510 HPLC Pump 515 HPLC Pump 600 MultiSolvent Delivery System CapLC System CapLC XE System	10000	Luer Lock	No needle	WAT025559	8005-0414			
600 MultiSolvent Delivery System Rheodyne Injector	25	Removable needle, gas tight	22s/51/3	WAT033381	8005-0416		8005-0422	
2690 Separations Module 2690D Dissolution Separations Module 2695 Separations Module 2695D Dissolution Separations Module 2790 Separations Module 2795 Separations Module LC Module 1 717/717plus Autosampler	25	Chem (1/4-28 UNF screw threads), gas tight	No needle	WAT077343	8005-0420			
	250	Chem (1/4-28 screw threads UNF), gas tight	No needle	WAT073109	8005-0419			
Rheodyne Injector	100	Removable needle, gas tight	22s/51/3	WAT033383	8005-0417	8005-0418, 6/pk	8005-0423	

The cross references to the original equipment manufacturer (OEM) part numbers listed here serve as a recommendation that the Agilent CrossLab products are viable alternatives to OEM products. CrossLab products are compatible with the corresponding OEM instruments, although in some cases, the CrossLab products may have slightly different designs as compared to the OEM counterparts. All CrossLab supplies are backed by Agilent's 90-day money-back warranty.

Autosampler syringe, gas tight, 8005-0417

CrossLab Supplies for Waters HPLC Systems

Pump Supplies

Model	Description	Unit	Similar to OEM Part No.	Agilent CrossLab Part No.
Plungers and Seals				
2690 Separations Module 2690D Dissolution Separations Module 2695 Separations Module 2695D Dissolution Separations Module 2790 Separations Module 2795 Separations Module 2796 Bioseparations Module	Sapphire plunger assembly, standard	1/pk	WAT270959	8005-0538
2690 Separations Module 2690D Dissolution Separations Module 2695 Separations Module 2695D Dissolution Separations Module	Plunger seals, clear	2/pk	700001326	8005-0514
2690 Separations Module 2690D Dissolution Separations Module 2695 Separations Module 2695D Dissolution Separations Module 2790 Separations Module 2795 Separations Module Alliance GPC/V 2000 Systems	Plunger seal replacement kit, standard, yellow	2/pk	WAT270938	8005-0535
2690 Separations Module 2690D Dissolution Separations Module 2695 Separations Module 2695D Dissolution Separations Module 2790 Separations Module 2795 Separations Module	Plunger seal replacement kit, black	2/pk	WAT271066	8005-0541
2690 Separations Module 2690D Dissolution Separations Module 2695 Separations Module 2695D Dissolution Separations Module 2790 Separations Module 2795 Separations Module Alliance GPC/V 2000 Systems	Face seals replacement kit	4/pk	WAT270939	8005-0536

The cross references to the original equipment manufacturer (OEM) part numbers listed here serve as a recommendation that the Agilent CrossLab products are viable alternatives to OEM products. CrossLab products are compatible with the corresponding OEM instruments, although in some cases, the CrossLab products may have slightly different designs as compared to the OEM counterparts. All CrossLab supplies are backed by Agilent's 90-day money-back warranty.

(Continued)

Plunger seal replacement kit,
8005-0535

Plunger seal replacement kit,
8005-0541

Face seals replacement kit,
8005-0536

CrossLab Supplies for Waters HPLC Systems

Pump Supplies

Model	Description	Unit	Similar to OEM Part No.	Agilent CrossLab Part No.
Plungers and Seals				
2690 Separations Module 2690D Dissolution Separations Module 2695 Separations Module 2695D Dissolution Separations Module 2790 Separations Module 2795 Separations Module Alliance GPC/V 2000 Systems	Seal wash face seal kit	1/pk	WAT271017	8005-0539
2796 Bioseparations Module	Seal wash, plunger seal	4/pk	700002258	8005-0516
2796 Bioseparations Module	Plunger seal, standard	2/pk	700002257	8005-0515
2690 Separations Module 2690D Dissolution Separations Module 2695 Separations Module 2695D Dissolution Separations Module 2790 Separations Module 2795 Separations Module Alliance GPC/V 2000 Systems	Seal wash plunger seal replacement kit	2/pk	WAT271018	8005-0540
510 HPLC Pump	Sapphire plunger	1/pk	WAT025656	8005-0527
600 MultiSolvent Delivery System 610 PowerLine Isocratic Pump LC Module 1	Oriented sapphire plunger	1/pk	WAT069511	8005-0533
510 HPLC Pump 515 HPLC Pump 600 MultiSolvent Delivery System LC Module 1	Plunger seal, graphite-filled PTFE (GFP), black	1/pk	WAT026613	8005-0529
510 HPLC Pump 515 HPLC Pump 600 MultiSolvent Delivery System 610 PowerLine Isocratic Pump LC Module 1	Plunger seal, black, 225 µL	1/pk	WAT026644	8005-0530
616 LC System 626 LC System	Sapphire plunger	1/pk	WAT031788	8005-0531
1515 HPLC Pump 1525 HPLC Pump 515 HPLC Pump	Sapphire plunger assembly	1/pk	WAS207069	8005-0523

(Continued)

Seal wash face seal kit, 8005-0539

The cross references to the original equipment manufacturer (OEM) part numbers listed here serve as a recommendation that the Agilent CrossLab products are viable alternatives to OEM products. CrossLab products are compatible with the corresponding OEM instruments, although in some cases, the CrossLab products may have slightly different designs as compared to the OEM counterparts. All CrossLab supplies are backed by Agilent's 90-day money-back warranty.

CrossLab Supplies for Waters HPLC Systems

Pump Supplies

Model	Description	Unit	Similar to OEM Part No.	Agilent CrossLab Part No.
Plungers and Seals				
1515 HPLC Pump	Plunger seal, clear	1/pk	WAT022934	8005-0524
1525 HPLC Pump 510 HPLC Pump 515 HPLC Pump 600 MultiSolvent Delivery System 610 PowerLine Isocratic Pump LC Module 1	Plunger seal, clear	4/pk	WAT022946	8005-0525
Check Valves and Cartridges				
2690 Separations Module 2690D Dissolution Separations Module 2695 Separations Module 2695D Dissolution Separations Module 2790 Separations Module 2795 Separations Module Alliance GPC/V 2000 Systems	Check valve cartridge replacement kit	2/pk	WAT270941	8005-0537
626 LC System	Check valve cartridge	1/pk	WAT024120	8005-0526
1515 HPLC Pump 1525 HPLC Pump 2695 Separations Module 2695D Dissolution Separations Module 2795 Separations Module 510 HPLC Pump 515 HPLC Pump 600 MultiSolvent Delivery System 610 PowerLine Isocratic Pump LC Module 1	Check valve cartridge	2/pk	700000254	8005-0513
1525 HPLC Pump 2695 Separations Module 2695D Dissolution Separations Module 2795 Separations Module 515 HPLC Pump 600 MultiSolvent Delivery System	Check valve cartridge	1/pk	700002399	8005-0508

The cross references to the original equipment manufacturer (OEM) part numbers listed here serve as a recommendation that the Agilent CrossLab products are viable alternatives to OEM products. CrossLab products are compatible with the corresponding OEM instruments, although in some cases, the CrossLab products may have slightly different designs as compared to the OEM counterparts. All CrossLab supplies are backed by Agilent's 90-day money-back warranty.

(Continued)

CrossLab Supplies for Waters HPLC Systems

Pump Supplies

Model	Description	Unit	Similar to OEM Part No.	Agilent CrossLab Part No.
Check Valves and Cartridges				
1515 HPLC Pump 1525 HPLC Pump 515 HPLC Pump 600 MultiSolvent Delivery System LC Module 1	Cartridge check valve system	2/pk	700000253	8005-0512
510 HPLC Pump 515 HPLC Pump 600 MultiSolvent Delivery System 610 PowerLine Isocratic Pump LC Module 1	Outlet check valve rebuild kit, 225 µL	2/pk	WAT026014	8005-0528

Detector Supplies

Model	Description	Unit	Similar to OEM Part No.	Agilent CrossLab Part No.
2996 Photodiode Array Detector 996 Photodiode Array Detector	Cell gasket	2/pk	WAT057924	8005-0532

Valve Replacement Parts, 1/pk

Model	Description	Similar to OEM Part No.	Agilent CrossLab Part No.
2767/2747 Sample Manager Column/Fluidics Organizer	Stator, 6 port, stainless steel	700001560	8005-0601
Rheodyne 7725(i) Injector	Vespel rotor seal, for Rheodyne 7725(i)	WAT055946	8005-0604
626 LC System Rheodyne 9125 Injector	Tefzel rotor seal	WAT015781	8005-0603
2700 Sample Manager	Rotor seal	WAT272615	8005-0605
2707 Autosampler	Rotor seal	700003851	8005-0602

The cross references to the original equipment manufacturer (OEM) part numbers listed here serve as a recommendation that the Agilent CrossLab products are viable alternatives to OEM products. CrossLab products are compatible with the corresponding OEM instruments, although in some cases, the CrossLab products may have slightly different designs as compared to the OEM counterparts. All CrossLab supplies are backed by Agilent's 90-day money-back warranty.

(Continued)

CrossLab Supplies for Waters HPLC Systems

Sample Loops, 1/pk

Model	Volume (µL)	Material	Similar to OEM Part No.	Agilent CrossLab Part No.
2690 Separations Module 2690D Dissolution Separations Module 2695 Separations Module 2695D Dissolution Separations Module	100	Stainless steel	430001194	8005-0840
2695 Separations Module 2695D Dissolution Separations Module	200	Stainless steel	430001630	8005-0841
2796 Bioseparations Module	20	PEEK	430000782	8005-0838
2796 Bioseparations Module	100	PEEK	430000783	8005-0839
2707 Autosampler CapLC System CapLC XE System	5	Stainless steel	700000683	8005-0843
2707 Autosampler	10	Stainless steel	700003872	8005-0845
2707 Autosampler CapLC System CapLC XE System	20	Stainless steel	700000680	8005-0842
2707 Autosampler	50	Stainless steel	700003928	8005-0846
2707 Autosampler CapLC System CapLC XE System	100	Stainless steel	700000685	8005-0844

The cross references to the original equipment manufacturer (OEM) part numbers listed here serve as a recommendation that the Agilent CrossLab products are viable alternatives to OEM products. CrossLab products are compatible with the corresponding OEM instruments, although in some cases, the CrossLab products may have slightly different designs as compared to the OEM counterparts. All CrossLab supplies are backed by Agilent's 90-day money-back warranty.

CrossLab Supplies for Waters HPLC Systems

Performance Maintenance Kits

Model	Description	Kit Contents	Similar to OEM Part No.	Agilent CrossLab Part No.
Performance Maintenance Kits for Separation Modules				
2690 Separations Module 2690D Dissolution Separations Module 2695 Separations Module 2695D Dissolution Separations Module	2690/95 Performance Maintenance Kit	Contains 2 sapphire plungers, 2 seal wash plunger seal kits, 2 plunger seals replacements kits (standard, yellow), 4 wash tube seal replacement kits, 1 battery, 1 diffuser assembly, 4 face seal replacement kits, 4 solvent reservoir filters (10 µm), 1 250 µL syringe, 1 precolumn filter insert assembly, 2 check valve cartridges, 1 seal pack rebuild kit with needle, 1 wash tube seal, 1 sealwash tube, 1 PTFE washer, 1 filter retainer, 1 lower wash seal frit, 1 needlewash frit, 1 TFE washer, 1 needle assembly, 2 injector seals, 1 stainless steel ferrule 1/16 in, 1 compression screw	WAT270944	8005-0915
2690 Separations Module 2690D Dissolution Separations Module 2695 Separations Module 2695D Dissolution Separations Module	Seal Pack Rebuild Kit With Needle	Contains 1 wash tube seal, 1 sealwash tube, 1 PTFE washer, 1 filter retainer, 1 lower wash seal frit, 1 needlewash frit, 1 TFE washer, 1 needle assembly, 2 injector seals, 1 stainless steel ferrule 1/16 in, 1 compression screw	WAT271019	8005-0916
Performance Maintenance Kits for Pumps				
515 HPLC Pump	515 Pump Performance Maintenance Kit	Contains 2 sapphire plunger assemblies, 2 plunger seals, 1 solvent reservoir filter (10 µm), 1 sparge diffuser, 4 check valve cartridges	WAT052587	8005-0913
600 MultiSolvent Delivery System 610 PowerLine Isocratic Pump	600 Pump Performance Maintenance Kit	Contains 2 sapphire plungers, 2 plunger seals, 4 solvent reservoir filters (10 µm), 4 check valve cartridges, 1 reference valve rebuild kit, 1 inlet manifold rebuild kit, 4 sparge diffusers	WAT052675	8005-0930
616 LC System	616 LC Performance Maintenance Kit	Contains 2 sapphire plungers, 1 plunger seal kit (ultra high molecular weight polyethylene, yellow), 4 check valve cartridges, 4 sparge diffusers, 4 solvent reservoir filters (10 µm)	WAT052672	8005-0928

The cross references to the original equipment manufacturer (OEM) part numbers listed here serve as a recommendation that the Agilent CrossLab products are viable alternatives to OEM products. CrossLab products are compatible with the corresponding OEM instruments, although in some cases, the CrossLab products may have slightly different designs as compared to the OEM counterparts. All CrossLab supplies are backed by Agilent's 90-day money-back warranty.

(Continued)

2960/2965 PM kit, 8005-0915

515 pump PM kit, 8005-0913

CrossLab Supplies for Waters HPLC Systems

Performance Maintenance Kits

Model	Description	Kit Contents	Similar to OEM Part No.	Agilent CrossLab Part No.
Performance Maintenance Kits for Pumps				
626 LC System	626 LC Performance Maintenance Kit	Contains 2 sapphire plungers, 2 ultra high molecular weight polyethylene plunger seals (yellow), 4 solvent reservoir filters (10 µm), 4 check valve cartridges, 4 sparge diffusers	WAT052673	8005-0929
1515 HPLC Pump	1515 Pump Performance Maintenance Kit	Contains 2 sapphire plungers, 2 plunger seals, 4 check valve cartridges, 1 reference valve rebuild kit, 1 solvent reservoir filter (10 µm)	201000113	8005-0925
1525 HPLC Pump	1525 Pump Performance Maintenance Kit	Contains 4 sapphire plungers, 4 plunger seals, 8 check valve cartridges, 1 reference valve rebuild kit, 2 solvent reservoir filters (10 µm)	201000114	8005-0926
616 LC System 626 LC System	Plunger and Wash Seal Rebuild Kit	Contains parts for both pump heads, 2 plunger seals, 2 plunger wash seals, 2 retainer seal O-rings, 6 plunger bearings	WAT031790	8005-0912
1515 HPLC Pump 1525 HPLC Pump 510 HPLC Pump 515 HPLC Pump 600 MultiSolvent Delivery System 610 PowerLine Isocratic Pump	Reference Valve Rebuild Kit	Contains 1 diaphragm for check valve, 1 gasket for check valve, 1 reference valve button	WAT025746	8005-0911
510 HPLC Pump 515 HPLC Pump 600 MultiSolvent Delivery System 610 PowerLine Isocratic Pump LC Module 1	Outlet Check Valve Rebuild Kit	Contains 2 ball and seat for outlet check valves, 2 polychlorotrifluoroethylene (PCTFE) inserts, 2 stainless steel cup filters (2 µm), 4 large PTFE washers, 2 small PTFE washers	WAT026014	8005-0528

The cross references to the original equipment manufacturer (OEM) part numbers listed here serve as a recommendation that the Agilent CrossLab products are viable alternatives to OEM products. CrossLab products are compatible with the corresponding OEM instruments, although in some cases, the CrossLab products may have slightly different designs as compared to the OEM counterparts. All CrossLab supplies are backed by Agilent's 90-day money-back warranty.

(Continued)

CrossLab Supplies for Waters HPLC Systems

Performance Maintenance Kits

Model	Description	Kit Contents	Similar to OEM Part No.	Agilent CrossLab Part No.
Performance Maintenance Kits for Pumps				
510 HPLC Pump 515 HPLC Pump 600 MultiSolvent Delivery System 610 PowerLine Isocratic Pump LC Module 1	Inlet Check Valve Rebuild Kit	Contains 2 ball and seat for inlet check valves, 2 retainer gaskets, 2 TFE washers, 2 PTFE washers, 2 PCTFE inserts	WAT060495	8005-0914
Performance Maintenance Kits for Autosamplers				
717 Autosampler	717 Autosampler Performance Maintenance Kit	Contains 1 seal pack replacement kit, 1 250 µL syringe, 1 filter (2.3 x 11.5 in), 2 filters (2 x 7 in)	WAT052669	8005-0927
Performance Maintenance Kits for Rheodyne Valves				
Rheodyne Injector, 3725(i)	Performance Maintenance Kit for Rheodyne 3725(i) Injector Valves	Contains 1 rotor seal (PEEK), 1 stator face assembly (PEEK), 1 isolation seal, 1 needle guide, 1 needle port cleaner, 1 5/64 in hex key, 1 9/64 in hex key	201000116	8005-0901
Rheodyne Injector, 7010	Performance Maintenance Kit for Rheodyne 7010 Injector Valves	Contains 1 isolation seal, 1 rotor seal (Vespel), 1 5/64 in hex key, 1 9/64 in hex key	201000117	8005-0902
Rheodyne Injector, 7125 and 7126	Performance Maintenance Kit for Rheodyne 7125 and 7126 Injector Valves	Contains 1 rotor seal (Vespel), 1 stator face assembly (PEEK/ceramic), 1 isolation seal, 1 needle guide, 1 needle port cleaner, 1 5/64 in hex key, 1 9/64 in hex key, instructions	201000118	8005-0903
Rheodyne Injector, 7725(i)	Performance Maintenance Kit for Rheodyne 7725(i) Injector Valves	Contains 1 stator face assembly (PEEK/ceramic), 1 rotor seal (Vespel), 1 isolation seal, 1 needle guide, 1 needle port cleaner, 1 5/64 in hex key, 1 9/64 in hex key, instructions	201000119	8005-0904
Rheodyne Injector, 7750E	Performance Maintenance Kit for Rheodyne 7750 Injector Valves	Contains 1 stator face assembly (PEEK/ceramic), 1 rotor seal (Vespel), 1 isolation seal, 1 9/64 in hex key, instructions	201000122	8005-0907

The cross references to the original equipment manufacturer (OEM) part numbers listed here serve as a recommendation that the Agilent CrossLab products are viable alternatives to OEM products. CrossLab products are compatible with the corresponding OEM instruments, although in some cases, the CrossLab products may have slightly different designs as compared to the OEM counterparts. All CrossLab supplies are backed by Agilent's 90-day money-back warranty.

(Continued)

Rheodyne 7725(i) PM kit, 8005-0904

CrossLab Supplies for Waters HPLC Systems

Performance Maintenance Kits

Model	Description	Kit Contents	Similar to OEM Part No.	Agilent CrossLab Part No.
Performance Maintenance Kits for Rheodyne Valves				
Rheodyne Injector, 7750E-075	Performance Maintenance Kit for Rheodyne 7750E-075 Valves	Contains 1 rotor seal (PEEK), 1 stator face seal (PEEK), 1 isolation seal, 1 9/64 in hex key, instructions	201000125	8005-0908
Rheodyne Injector, 8125 and 8126	Performance Maintenance Kit for Rheodyne 8125 and 8126 Injector Valve	Contains 1 stator face assembly (PEEK/ceramic), 1 rotor seal (PEEK), 1 isolation seal, 1 needle guide, 1 needle port cleaner, 1 5/64 in hex key, 1 9/64 in hex key, instructions	201000120	8005-0905
Rheodyne Injector, 9125 and 9126	Performance Maintenance Kit for Rheodyne 9125 and 9126 Injector Valves	Contains 1 stator face assembly (PEEK/ceramic), 1 rotor seal (Tefzel), 1 isolation seal, 1 needle guide, 1 needle port cleaner, 1 5/64 in hex key, 1 9/64 in hex key, instructions	201000121	8005-0906

The cross references to the original equipment manufacturer (OEM) part numbers listed here serve as a recommendation that the Agilent CrossLab products are viable alternatives to OEM products. CrossLab products are compatible with the corresponding OEM instruments, although in some cases, the CrossLab products may have slightly different designs as compared to the OEM counterparts. All CrossLab supplies are backed by Agilent's 90-day money-back warranty.

Rheodyne 9125 PM kit, 8005-0906

CrossLab Supplies for Waters HPLC Systems

HPLC Capillaries, 1/pk

Model	From	To	Material	OD (mm)	ID (mm)	Length (mm)	Fittings	Similar to OEM Part No.	Agilent CrossLab Part No.
2690 Separations Module 2690D Dissolution Separations Module 2695 Separations Module 2695D Dissolution Separations Module	Pump	Autosampler	Stainless steel	1.6	0.23	760	With fittings, pre-swaged on both ends	WAT270975	8005-0824
2690 Separations Module 2690D Dissolution Separations Module 2695 Separations Module 2695D Dissolution Separations Module 2790 Separations Module 2795 Separations Module	Autosampler	Column Thermostat Valve	Stainless steel	1.6	0.23	760	With fittings, pre-swaged on both ends	WAT270979	8005-0825
2695 Separations Module 2695D Dissolution Separations Module	Autosampler	Column Thermostat Valve	PEEK	1.6	0.13	6000	With fittings, non pre-swaged	430000922	8005-0812
Alliance	Column Thermostat Valve	Column	Stainless steel	1.6	0.23	3000	No fittings	WAT026973	8005-0823
	Column	Detector							
Alliance	Column Thermostat Valve	Column	Stainless steel	1.6	0.508	3000	No fittings	WAT026804	8005-0826
	Column	Detector							
Alliance	Column Thermostat Valve	Column	Stainless steel	1.6	1.02	3000	No fittings	WAT026805	8005-0822
	Column	Detector							
Fittings									
Alliance	Compression screws and ferrules							WAT025604	8005-0835*

*This fitting is used with 8005-0823, 8005-0826, and 8005-0822

The cross references to the original equipment manufacturer (OEM) part numbers listed here serve as a recommendation that the Agilent CrossLab products are viable alternatives to OEM products. CrossLab products are compatible with the corresponding OEM instruments, although in some cases, the CrossLab products may have slightly different designs as compared to the OEM counterparts. All CrossLab supplies are backed by Agilent's 90-day money-back warranty.

CrossLab Supplies for Waters HPLC Systems

HPLC Fittings, Ferrules, and Unions

Description	Unit	Similar to OEM Part No.	Agilent CrossLab Part No.
Compression screw, stainless steel, 1/16 in od	10/pk	WAT005070	8005-0837
Compression screws and ferrules	5/pk	WAT025604	8005-0835
Union, stainless steel, 1/16 in od	1/pk	WAT097332	8005-0836

The cross references to the original equipment manufacturer (OEM) part numbers listed here serve as a recommendation that the Agilent CrossLab products are viable alternatives to OEM products. CrossLab products are compatible with the corresponding OEM instruments, although in some cases, the CrossLab products may have slightly different designs as compared to the OEM counterparts. All CrossLab supplies are backed by Agilent's 90-day money-back warranty.

Please visit **www.agilent.com/chem/CrossLabHPLC** for up-to-date info for the growing portfolio of CrossLab LC Supplies for your non-Agilent HPLC systems.

For Agilent CrossLab Vials and Closures ordering information please see the General Chromatography catalog (publication # 5991-1059EN)
www.agilent.com/chem/library

For Agilent CrossLab Well Plates and Sealing Mats ordering information please see the General Chromatography catalog (publication # 5991-1059EN)
www.agilent.com/chem/library

CrossLab Supplies for Shimadzu HPLC Systems

Long-life deuterium lamp, 8001-0701

Long-life deuterium lamp, 8001-0702

Long-life deuterium lamp, 8001-0704

Detector Lamps, 1/pk

Model	Description	Similar to OEM Part No.	Agilent CrossLab Part No.
SPD-M10Avp SPD-M20A	Long-life deuterium lamp, 2,000 hours	228-34016-00	8001-0701
	Tungsten lamp, 1,200 hours	228-34410-91 228-34410-00	8001-0703
SPD-20A/AV SPD-10A/AVvp SPD-10AV	Long-life deuterium lamp, 2,000 hours	228-34016-02	8001-0702
SPD-20AV SPD-10AVvp SPD-10AV	Tungsten lamp, 1,200 hours	670-14602-00	8001-0705
LC-2010 LC-2010HT	Long-life deuterium lamp, 2,000 hours	228-37401-00	8001-0704

Autosampler Syringes, 1/pk

Model	Volume (µL)	Description	Similar to OEM Part No.	Agilent CrossLab Syringe	Agilent CrossLab Replacement Plunger	Agilent CrossLab Replacement Barrel
SIL-10A SIL-10Ai	500	Chem (1/4-28 UNF screw threads), gas tight	228-25237-04	8001-0401	8001-0403	8001-0405
SIL-10A SIL-10Ai	2,500	Chem (1/4-28 UNF screw threads), gas tight	228-25237-06	8001-0402	8001-0406	

The cross references to the original equipment manufacturer (OEM) part numbers listed here serve as a recommendation that the Agilent CrossLab products are viable alternatives to OEM products. CrossLab products are compatible with the corresponding OEM instruments, although in some cases, the CrossLab products may have slightly different designs as compared to the OEM counterparts. All CrossLab supplies are backed by Agilent's 90-day money-back warranty.

Autosampler syringe, 8001-0401

Replacement syringe plunger, 500 µL, 8001-0403

CrossLab Supplies for Shimadzu HPLC Systems

Pump Supplies, 1/pk

Model	Description	Similar to OEM Part No.	Agilent CrossLab Part No.
Plungers and Seals			
LC-10ADvp LC-2010 (HT)	Sapphire plunger	228-35601-92 228-34498-91	8001-0503
LC-20AD LC-20ADXR LC-20AB	Sapphire plunger	228-35601-93	8001-0504
LC-20AT	Sapphire plunger assembly	228-35009-93	8001-0501
LC-2010	Sapphire plunger assembly	228-35281-93	8001-0514
LC-10ATvp	Ceramic plunger assembly	228-35009-92	8001-0533
LC-10ADvp	Ceramic plunger assembly	228-35601-91	8001-0534
LC-10ADvp LC-20AD/20ADxr/AB LC-30	Plunger holder	228-35602-91	8001-0515
LC-10AD/ADvp/LC-600/LC-9A LC-20AD/AB LC-2010 A/C (HT)	Plunger seal, graphite-filled PTFE (GFP)	228-35146-00	8001-0502
LC-10ATvp SIL-10ADvp SIL-20A/AC LC-20AT LC-2010 A/C LC-2010HT SIL-HT	Plunger seal, graphite-filled PTFE (GFP)	228-35145-00	8001-0522

Plunger seal, 8001-0502

The cross references to the original equipment manufacturer (OEM) part numbers listed here serve as a recommendation that the Agilent CrossLab products are viable alternatives to OEM products. CrossLab products are compatible with the corresponding OEM instruments, although in some cases, the CrossLab products may have slightly different designs as compared to the OEM counterparts. All CrossLab supplies are backed by Agilent's 90-day money-back warranty.

(Continued)

CrossLab Supplies for Shimadzu HPLC Systems

Pump Supplies, 1/pk

Model	Description	Similar to OEM Part No.	Agilent CrossLab Part No.
Plungers and Seals			
LC-20AD/20AB and LC-10ADvp	Plunger seal, polyethylene	228-32628-00	8001-0530
LC-10ATvp/10AT/10AS	Plunger seal, polyethylene	228-21975-00	8001-0527
LC-10AS/10AT/10ATvp	Plunger rinse seal, polyethylene	228-28499-00	8001-0615
LC-20AT	Rinse seal	228-35935	8001-0520
LC-20AT	Back-up ring for ring seal	228-35934	8001-0516
LC-20AT	Plunger seal spacer	228-42700	8001-0510
LC-10AD LC-10ADvp LC-2010 LC-20AD/AB	PTFE diaphragms, 2/pk	228-32784-91	8001-0513
Check Valves and Cartridges			
LC-10AT/ATvp	Check valve IN	228-32166-91	8001-0528
LC-10ADvp	Check valve IN	228-39093-92	8001-0535
LC-10ADvp/ATvp	Check valve OUT	228-34976-91	8001-0532
LC-10AD and LC-600 and LC-9A	Check valve IN	228-33492-91	8001-0531
LC-10AT/AD and LC-600 and LC-9A	Check valve OUT	228-32531-92	8001-0529
LC-20AD/AB $_{XR}$	Check valve IN	228-48249-91 228-45557-91	8001-0511
LC-20AD/AB LC-10ADvp/ATvp	Outlet check valve	228-45705-91 228-45563-95	8001-0521
LC-2010 LC-2010HT	Inlet valve cartridge	228-37149-92 228-37149-91	8001-0519
LC-2010 LC-2010HT	Outlet check valve	228-37147-93 228-37147-92	8001-0506
LC-20AT	Primary inlet check valve assembly	228-48249-93	8001-0512

The cross references to the original equipment manufacturer (OEM) part numbers listed here serve as a recommendation that the Agilent CrossLab products are viable alternatives to OEM products. CrossLab products are compatible with the corresponding OEM instruments, although in some cases, the CrossLab products may have slightly different designs as compared to the OEM counterparts. All CrossLab supplies are backed by Agilent's 90-day money-back warranty.

Looking for Performance Maintenance Kits for Rheodyne Valves?
Please see pages 144-147.

CrossLab Supplies for Shimadzu HPLC Systems

Valve Replacement Parts, 1/pk

Model	Description	Similar to OEM Part No.	Agilent CrossLab Part No.
SiL-10A/10Ai/10A$_{XL}$	Rotor, 6-port valve	228-21217-91	8001-0601
SIL-10ADvp	Rotor, 6V assembly, stainless steel surround	228-21217-97	8001-0603
SIL-10A/10Ai	Stator, 6-port valve	228-21220-91	8001-0604
SIL-20A/AC LC-2010	Stator, 5-port low pressure valve (LPV)	228-36917-01	8001-0607
SIL-20A/AC SIL-HT	Rotor, PEEK, high pressure valve (HPV)	228-41310-92 228-40750-92	8001-0612
LC-2010	Rotor, Vespel, high pressure valve (HPV)	228-38556-01	8001-0609
SIL-20A/AC	High pressure stator assembly for SIL-20A/AC	228-45408-91	8001-0613
LC-2010 LC-2010HT SIL-20 SIL-HT	Rotor, PEEK, low pressure valve (LPV)	228-36923-00	8001-0608
LC-10ADvp LC-10ATvp SIL-10ADvp LC-20AT LC-2010/HT	O-ring for drain valve, perfluoroelastomer	670-11518	8001-0614

Rotor, 6-port valve, 8001-0601

Stator, 6-port valve, 8001-0604

PEEK rotor, low pressure valve (LPV), 8001-0608

Sample Loops, 1/pk

Model	Volume (µL)	Material	Similar to OEM Part No.	Agilent CrossLab Part No.
SIL-20A/AC	100	Stainless steel	228-45402-91 228-45402-95	8001-0814
SIL-10ADvp	100	Stainless steel, extended for pre-treatment	228-39751-92	8001-0812
LC-2010 LD-2010HT SIL-HT	100	Stainless steel	228-41370-91 228-37549-91	8001-0809
	100	Stainless steel, 1/16 in	220-90800-20	8001-0801
	100	Stainless steel, 1/8 in	220-90800-30	8001-0802

The cross references to the original equipment manufacturer (OEM) part numbers listed here serve as a recommendation that the Agilent CrossLab products are viable alternatives to OEM products. CrossLab products are compatible with the corresponding OEM instruments, although in some cases, the CrossLab products may have slightly different designs as compared to the OEM counterparts. All CrossLab supplies are backed by Agilent's 90-day money-back warranty.

CrossLab Supplies for Shimadzu HPLC Systems

Performance Maintenance Kits

Model	Description	Kit Contents	Similar to OEM Part No.	Agilent CrossLab Part No.
Performance Maintenance Kits for Pumps				
LC-20AT	Rinse seal holder assembly	Contains 1 rinse seal, 1 stainless steel rinse seal holder, 1 back up ring, 1 perfluoroelastomer O-ring for drain valve	228-35946-92	8001-0517
Performance Maintenance Kits for Valves				
SIL-10ADvp	Stator assembly for SIL-10ADvp	Contains 1 ceramic rotor, 1 stator, 1 housing C manifold with intermediate plate	228-36730-91 228-39349-01 228-39755-91	8001-0610
LC-2010	Stator assembly for LC-2010	Contains 1 housing C manifold (stainless steel) packing, 1 stator, and pins	228-40254-91	8001-0509

HPLC Capillaries, 1/pk

Model	From	To	Material	OD (mm)	ID (mm)	Length (mm)	Fittings	Similar to OEM Part No.	Agilent CrossLab Part No.
LC-2010	Autosampler	Column	Flexible stainless steel	0.6	0.17	200	No fittings	228-38043-91	8001-0810
SIL-10ADvp	Injector	High pressure valve port #1	Flexible stainless steel	0.6	0.13	200	With fittings, non pre-swaged	228-39756-92	8001-8020
SIL-10ADvp SIL-20A/AC	Pump	Autosampler	Stainless steel	1.6	0.3	600	No fittings	228-22306-00	8001-0818
LC-20AP			Stainless steel	1.6	0.8	2000	No fittings	228-49820-00 228-50579-43	8001-0821
LC-20AT LC-20AD SIL-10ADvp			Stainless steel	1.6	0.3	2000	No fittings	228-36993-96 228-50579-91	8001-0822

The cross references to the original equipment manufacturer (OEM) part numbers listed here serve as a recommendation that the Agilent CrossLab products are viable alternatives to OEM products. CrossLab products are compatible with the corresponding OEM instruments, although in some cases, the CrossLab products may have slightly different designs as compared to the OEM counterparts. All CrossLab supplies are backed by Agilent's 90-day money-back warranty.

CrossLab Supplies for Shimadzu HPLC Systems

Tubing

Model	Description	OD (mm)	ID (mm)	Length (mm)	Fittings	Similar to OEM Part No.	Agilent CrossLab Part No.
LC-2010 LC-20AD	ETFE tubing for use between the inlet block and the check valve	1.6	0.8	3000	No fittings	228-18495-01	8001-0807
LC-2010 SII-20A/AC	FEP tubing	3	1.5	3000	No fittings	670-10321-05	8001-0823
SPD-20A/AV SPD-M20A	PEEK tubing	1.6	0.25	500	No fittings	670-10324-01 228-33376-50	8001-0824

HPLC Fittings, Ferrules, and Unions

Model	Description	Unit	Similar to OEM Part No.	Agilent CrossLab Part No.
LC-2010	PTFE ferrule, 3.0 F-T	1/pk	228-12493-00	8001-0803
LC-20AT LD-20AD	Stainless steel ferrule, 1.6 F	1/pk	228-16000-10	8001-0816
LC-2010	Flangeless nut, M6	1/pk	228-39999-05	8001-0813
SIL-20A/AC LC-20AT LC-20AD	Stainless steel male nut, 1.6 MN, for 1/16 in tubing	1/pk	228-16001-00	8001-0805
SIL-10ADvp SIL-20A/AC	Stainless steel male nut, 1.6 MN, W6 (taller hex portion)	1/pk	228-16001-03	8001-0806
LC-20AD/AB LC-10ADvp	PEEK male nut, 1.6 MN, for plumbing line between inlet block and check valve	1/pk	228-35403-00	8001-0819
	PEEK male nut, fingertight for 1/16 in tubing	1/pk	228-18565-84	8001-0817

The cross references to the original equipment manufacturer (OEM) part numbers listed here serve as a recommendation that the Agilent CrossLab products are viable alternatives to OEM products. CrossLab products are compatible with the corresponding OEM instruments, although in some cases, the CrossLab products may have slightly different designs as compared to the OEM counterparts. All CrossLab supplies are backed by Agilent's 90-day money-back warranty.

CrossLab Supplies for Shimadzu HPLC Systems

HPLC In-Line Filters

Model	Description	Unit	Similar to OEM Part No.	Agilent CrossLab Part No.
LC-2010 LC-20AD/AB/AT LC-10ADvp/ATvp	Stainless steel in-line filter	1/pk	228-35871-96 228-35871-94	8001-0808

The cross references to the original equipment manufacturer (OEM) part numbers listed here serve as a recommendation that the Agilent CrossLab products are viable alternatives to OEM products. CrossLab products are compatible with the corresponding OEM instruments, although in some cases, the CrossLab products may have slightly different designs as compared to the OEM counterparts. All CrossLab supplies are backed by Agilent's 90-day money-back warranty.

Please visit **www.agilent.com/chem/CrossLabHPLC** for up-to-date info for the growing portfolio of CrossLab LC Supplies for your non-Agilent HPLC systems.

For Agilent CrossLab Vials and Closures ordering information please see the General Chromatography catalog (publication # 5991-1059EN)
www.agilent.com/chem/library

For Agilent CrossLab Well Plates and Sealing Mats ordering information please see the General Chromatography catalog (publication # 5991-1059EN)
www.agilent.com/chem/library

CrossLab Supplies for Dionex HPLC Systems

Detector Lamps, 1/pk

Model	Description	Similar to OEM Part No.	Agilent CrossLab Part No.
VWD-3000 Series MWD-3000 Series DAD-3000 Series	Long-life deuterium lamp, 2,000 hours	6074.1110	8002-0703
VWD-3000 Series MWD-3000 Series DAD-3000 Series	Tungsten lamp, 2,000 hours	6074.2000	8002-0705
UVD-3000	Long-life deuterium lamp, 2,000 hours	6073.2070	8002-0702
UVD 170/340 UVD 160/320	Long-life deuterium lamp, 2,000 hours	5053.1204	8002-0701
PDA-100 AD-25	Long-life deuterium lamp, 2,000 hours	939016T	8002-0704
PDA-100 AD-25	Tungsten lamp, 5,000 hours	056123T	8002-0706

Long-life deuterium lamp, 8002-0701

Autosampler Syringes, 1/pk

Model	Volume (µL)	Description	Similar to OEM Part No.	Agilent CrossLab Syringe	Agilent CrossLab Replacement Needle (Needle Gauge/ Length (mm)/Tip)	Agilent CrossLab Replacement Plunger
WPS-3000SL	25	Chem (1/4-28 UNF screw threads), gas tight	6822.0001	8002-0405		
	250	Chem (1/4-28 UNF screw threads), gas tight	6822.0003	8002-0407		
ASI-100	100	Removable needle, gas tight	5805.2920	8002-0401*	8002-0413, 22/51/3, 6/pk	8002-0402
					8002-0412, 22s/51/3, 6/pk	
	1,000	Removable needle, gas tight	5805.2940	8002-0403*	8002-0414, 22/51/3, 6/pk	8002-0406
					8002-0415, 22s/51/3, 6/pk	
	2,500	Removable needle, gas tight	5805.2950	8002-0404*	8002-0414, 22/51/3, 6/pk	8002-0408
					8002-0415, 22s/51/3, 6/pk	

*Needles are sold separately

The cross references to the original equipment manufacturer (OEM) part numbers listed here serve as a recommendation that the Agilent CrossLab products are viable alternatives to OEM products. CrossLab products are compatible with the corresponding OEM instruments, although in some cases, the CrossLab products may have slightly different designs as compared to the OEM counterparts. All CrossLab supplies are backed by Agilent's 90-day money-back warranty.

Chem (1/4-28 UNF screw threads), gas tight, 8002-0405

Removable needle, gas tight, 8002-0401

CrossLab Supplies for Dionex HPLC Systems

Autosampler Supplies

Model	Material	OD (mm)	ID (mm)	Length (mm)	Volume (µL)	Fittings	Similar to OEM Part No.	Part No.
Needle Seat Capillaries, 1/pk								
WPS-3000SL	Stainless steel	0.8	0.12	120	1.35	With fittings, non pre-swaged	6820.2407	8002-0808
WPS-3000SL	Stainless steel	0.8	0.18	120	3.1	With fittings, non pre-swaged	6820.2408	8002-0809
WPS-3000SL Semiprep	Stainless steel	0.8	0.5	120	24	With fittings, non pre-swaged	6820.2409	8002-0810

Pump Supplies

Model	Description	Unit	Similar to OEM Part No.	Agilent CrossLab Part No.
Pistons and Seals				
ISO-3100A LPG-3400A LPG-3400AB LPG-3400M LPG-3400MB DGP-3600A DGP-3600AB DGP-3600M DGP-3600MB HPG-3x00A HPG-3x00M	Piston, sapphire	1/pk	6035.2240	8002-0515
ISO-3100SD LPG-3400SD LPG-3400RS DGP-3400SD DGP-3600RS HPG-3x00SD HPG-3x00RS	Piston seal, reversed-phase	2/pk	6040.0304	8002-0502
ISO-3100SD LPG-3400SD LPG-3400RS DGP-3400SD DGP-3600RS HPG-3x00SD HPG-3x00RS	Support ring for pistons seals	2/pk	6040.0012	8002-0501
UltiMate 3000 pump series	Ring seal, DR-8, PTFE	10/pk	2266.0082	8002-0601

The cross references to the original equipment manufacturer (OEM) part numbers listed here serve as a recommendation that the Agilent CrossLab products are viable alternatives to OEM products. CrossLab products are compatible with the corresponding OEM instruments, although in some cases, the CrossLab products may have slightly different designs as compared to the OEM counterparts. All CrossLab supplies are backed by Agilent's 90-day money-back warranty.

(Continued)

CrossLab Supplies for Dionex HPLC Systems

Pump Supplies

Model	Description	Unit	Similar to OEM Part No.	Agilent CrossLab Part No.
Check Valves and Cartridges				
UltiMate 3000 RS pumps, optional for SD and BM pumps	Check valve cartridge, ceramic	1/pk	6041.2301	8002-0517
ISO-3100A LPG-3400A LPG-3400M LPG-3400MB LPG-3400AB DGP-3600A DGP-3600M DGP-3600MB DGP-3600AB HPG-3x00A HPG-3x00M HPG-3200P	Check valve cartridge, sapphire, biocompatible	1/pk	6035.2300	8002-0516

Valve Replacement Parts

Model	Description	Unit	Similar to OEM Part No.	Agilent CrossLab Part No.
FLM-3x00	Rotor seal, proprietary inert polymer composite, 2-position 10-port C2 switching valve (standard)	1/pk	6720.0110	8002-0607
FLM-3x00	Rotor seal, polyaryletherketone/PTFE composite, 2-position 10-port C2 switching valve (biocompatible)	1/pk	6720.0092	8002-0605
FLM-3x00	Stator, stainless steel, 2-position 10-port C2 switching valve (standard)	1/pk	6720.0111	8002-0608
ASI-100	Tefzel rotor seal	1/pk	709.7010.071	8002-0604
ASI-100 Rheodyne injectors	Vespel rotor seal	1/pk	709.7010.039	8002-0602
ASI-100 Rheodyne injectors	Stainless steel stator	1/pk	709.7010.040	8002-0603

The cross references to the original equipment manufacturer (OEM) part numbers listed here serve as a recommendation that the Agilent CrossLab products are viable alternatives to OEM products. CrossLab products are compatible with the corresponding OEM instruments, although in some cases, the CrossLab products may have slightly different designs as compared to the OEM counterparts. All CrossLab supplies are backed by Agilent's 90-day money-back warranty.

Vespel rotor seal, 8002-0602

Stainless steel stator, 8002-0603

CrossLab Supplies for Dionex HPLC Systems

Sample Loops, 1/pk

Model	Description	Volume (µL)	Material	Similar to OEM Part No.	Agilent CrossLab Part No.
ASI-100 series	For 100 µL syringe	100	Stainless steel	5810.3012	8002-0859
ASI-100 ASI-100T	For 250 µL syringe	150	Stainless steel	5810.3003	8002-0856
ASI-100 series	For 1000 µL syringe	1000	Stainless steel	5810.3010	8002-0857
ASI-100P ASI-100PT	For 250 µL syringe	2500	Stainless steel	5810.3011	8002-0858

Buffer Loops, 1/pk

Model	Volume (µL)	Material	Similar to OEM Part No.	Agilent CrossLab Part No.
WPS-3000SL Analytical WPS-3000RS	100	Stainless steel	6820.2413	8002-0860
WPS-3000SL Semiprep	>250	Stainless steel	6820.2421	8002-0811

The cross references to the original equipment manufacturer (OEM) part numbers listed here serve as a recommendation that the Agilent CrossLab products are viable alternatives to OEM products. CrossLab products are compatible with the corresponding OEM instruments, although in some cases, the CrossLab products may have slightly different designs as compared to the OEM counterparts. All CrossLab supplies are backed by Agilent's 90-day money-back warranty.

Looking for Performance Maintenance Kits for Rheodyne Valves?
Please see pages 144-147.

CrossLab Supplies for Dionex HPLC Systems

Performance Maintenance Kits

Model	Description	Kit Contents	Similar to OEM Part No.	Agilent CrossLab Part No.
Performance Maintenance Kits for Pumps				
ISO-3100SD	Performance Maintenance Kit for ISO-3100SD pump	Contains 1 solvent line filter holder, 1 stainless steel solvent line filter frit (Porosity: 10 µm), 1 silicone tubing (2.80 mm od x 1.30 mm id x 1.5 m L), 1 PharMed tubing for peristaltic pump (3.2 mm od x 1.6 mm id x 180 mm L), 3 tube connectors for 1.0-2.0 mm id tubing, 4 piston seals (reversed-phase), 2 support rings, 1 PTFE O-ring seal (9 mm x 1.5 mm) for seal wash system, 1 PTFE O-ring seal (32 mm x 1.5 mm) for seal wash system, 1 check valve cartridge (sapphire), 1 cap seal for purge valve knob	6040.1950	8002-0907
ISO-3100BM	Performance Maintenance Kit for ISO-3100BM pump	Contains 1 solvent line filter holder, 1 PEEK solvent line filter frit (Porosity: 10 µm), 1 silicone tubing (2.80 mm od x 1.30 mm id x 1.5 m L), 1 PharMed tubing for peristaltic pump (3.2 mm od x 1.6 mm id x 180 mm L), 3 tube connectors for 1.0-2.0 mm id tubing, 4 piston seals (reversed-phase, biocompatible), 2 support rings, 1 PTFE O-ring seal (9 mm x 1.5 mm) for seal wash system, 1 PTFE O-ring seal (32 mm x 1.5 mm) for seal wash system, 1 check valve cartridge (sapphire), 1 cap seal for purge valve knob	6042.1950	8002-0917
LPG-3400SD	Performance Maintenance Kit for LPG-3400SD pump	Contains 4 solvent line filter holders, 4 stainless steel solvent line filter frits (Porosity: 10 µm), 1 silicone tubing (2.80 mm od x 1.30 mm id x 1.5m L), 1 PharMed tubing for peristaltic pump (3.2 mm od x 1.6 mm id x 180 mm L), 3 tube connectors for 1.0-2.0 mm id tubing, 4 piston seals (reversed-phase), 2 support rings, 1 PTFE O-ring seal (9 mm x 1.5 mm) for seal wash system, 1 PTFE O-ring seal (32 mm x 1.5 mm) for seal wash system, 1 check valve cartridge (sapphire), 1 cap seal for purge valve knob	6040.1951	8002-0908
LPG-3400RS	Performance Maintenance Kit for LPG-3400RS pump	Contains 4 solvent line filter holders, 4 stainless steel solvent line filter frits (Porosity: 10 µm), 1 silicone tubing (2.80 mm od x 1.30 mm id x 1.5 m L), 1 PharMed tubing for peristaltic pump (3.2 mm od x 1.6 mm id x 180 mm L), 3 tube connectors for 1.0-2.0 mm id tubing, 4 piston seals (reversed-phase), 1 PTFE O-ring seal (9 mm x 1.5 mm) for seal wash system, 1 PTFE O-ring seal (32 mm x 1.5 mm) for seal wash system, 1 check valve cartridge (ceramic), 1 cap seal for purge valve knob	6040.1954	8002-0911

The cross references to the original equipment manufacturer (OEM) part numbers listed here serve as a recommendation that the Agilent CrossLab products are viable alternatives to OEM products. CrossLab products are compatible with the corresponding OEM instruments, although in some cases, the CrossLab products may have slightly different designs as compared to the OEM counterparts. All CrossLab supplies are backed by Agilent's 90-day money-back warranty.

(Continued)

CrossLab Supplies for Dionex HPLC Systems

Performance Maintenance Kits

Model	Description	Kit Contents	Similar to OEM Part No.	Agilent CrossLab Part No.
Performance Maintenance Kits for Pumps				
LPG-3400BM	Performance Maintenance Kit for LPG-3400BM pump	Contains 4 solvent line filter holders, 4 PEEK solvent line filter frits (Porosity: 10 µm), 1 silicone tubing (2.80 mm od x 1.30 mm id x 1.5 m L), 1 PharMed tubing for peristaltic pump (3.2 mm od x 1.6 mm id x 180 mm L), 3 tube connectors for 1.0-2.0 mm id tubing, 4 piston seals (reversed-phase, biocompatible), 2 support rings, 1 PTFE O-ring seal (9 mm x 1.5 mm) for seal wash system, 1 PTFE O-ring seal (32 mm x 1.5 mm) for seal wash system, 1 titanium inline filter frit (Porosity: 2 µm), 1 check valve cartridge (sapphire), 1 cap seal for purge valve knob	6042.1951	8002-0918
DGP-3600SD	Performance Maintenance Kit for DGP-3600SD pump	Contains 6 solvent line filter holders, 6 stainless steel solvent line filter frits (Porosity: 10 µm), 1 silicone tubing (2.80 mm od x 1.30 mm id x 1.5 m L), 1 PharMed tubing for peristaltic pump (3.2 mm od x 1.6 mm id x 180 mm L), 5 tube connectors for 1.0-2.0 mm id tubing, 8 piston seals (reversed-phase), 4 support rings, 2 PTFE O-ring seals (9 mm x 1.5 mm) for seal wash system, 2 PTFE O-ring seals (32 mm x 1.5 mm) for seal wash system, 2 check valve cartridges (sapphire), 2 cap seals for purge valve knob	6040.1952	8002-0909
DGP-3600RS	Performance Maintenance Kit for DGP-3600RS pump	Contains 6 solvent line filter holders, 6 stainless steel solvent line filter frits (Porosity: 10 µm), 1 silicone tubing (2.80 mm od x 1.30 mm id x 1.5 m L), 1 PharMed tubing for peristaltic pump (3.2 mm od x 1.6 mm id x 180 mm L), 5 tube connectors for 1.0-2.0 mm id tubing, 8 piston seals (reversed-phase), 2 PTFE O-ring seals (9 mm x 1.5 mm) for seal wash system, 2 PTFE O-ring seals (32 mm x 1.5 mm) for seal wash system, 2 check valve cartridges (ceramic), 2 cap seals for purge valve knob	6040.1955	8002-0912
DGP-3600BM	Performance Maintenance Kit for DGP-3600BM pump	Contains 6 solvent line filter holders, 6 PEEK solvent line filter frits (Porosity: 10 µm), 1 silicone tubing (2.80 mm od x 1.3 mm id x 1.5 m L), 1 PharMed tubing for peristaltic pump (3.2 mm od x 1.6 mm id x 180 mm L), 5 tube connectors for 1.0-2.0 mm id tubing, 8 piston seals (reversed-phase, biocompatible), 4 support rings, 2 PTFE O-ring seals (9 mm x 1.5 mm) for seal wash system, 2 PTFE O-ring seals (32 mm x 1.5 mm) for seal wash system, 2 titanium inline filter frits (Porosity: 2 µm), 2 check valve cartridges (sapphire), 2 cap seals for purge valve knob	6042.1952	8002-0919
HPG-3x00SD	Performance Maintenance Kit for HPG-3x00SD pump	Contains 4 solvent line filter holders, 4 stainless steel solvent line filter frits (Porosity: 10 µm), 1 silicone tubing (2.80 mm od x 1.30 mm id x 1.5 m L), 1 PharMed tubing for peristaltic pump (3.2 mm od x 1.6 mm id x 180 mm L), 5 tube connectors for 1.0-2.0 mm id tubing, 8 piston seals (reversed-phase), 4 support rings, 2 PTFE O-ring seals (9 mm x 1.5 mm) for seal wash system, 2 PTFE O-ring seals (32 mm x 1.5 mm) for seal wash system, 2 check valve cartridges (sapphire), 1 cap seal for purge valve knob	6040.1953	8002-0910

The cross references to the original equipment manufacturer (OEM) part numbers listed here serve as a recommendation that the Agilent CrossLab products are viable alternatives to OEM products. CrossLab products are compatible with the corresponding OEM instruments, although in some cases, the CrossLab products may have slightly different designs as compared to the OEM counterparts. All CrossLab supplies are backed by Agilent's 90-day money-back warranty.

(Continued)

CrossLab Supplies for Dionex HPLC Systems

Performance Maintenance Kits

Model	Description	Kit Contents	Similar to OEM Part No.	Agilent CrossLab Part No.
Performance Maintenance Kits for Pumps				
HPG-3x00RS	Performance Maintenance Kit for HPG-3x00RS pump	Contains 4 solvent line filter holders, 4 stainless steel solvent line filter frits (Porosity: 10 µm), 1 silicone tubing (2.80 mm od x 1.30 mm id x 1.5 m L), 1 PharMed tubing for peristaltic pump (3.2 mm od x 1.6 mm id x 180 mm L), 5 tube connectors for 1.0-2.0 mm id tubing, 8 piston seals (reversed-phase), 2 PTFE O-ring seals (9 mm x 1.5 mm) for seal wash system, 2 PTFE O-ring seals (32 mm x 1.5 mm) for seal wash system, 2 check valve cartridges (ceramic), 1 cap seal for purge valve knob	6040.1956	8002-0913
ISO-3100A LPG-3400A and M DGP-3600A and M HPG-3x00 A and M	Performance Maintenance Kit for UltiMate 3000 pumps with floating pistons	Contains 2 solvent line filter holders, 1 stirrer, 1 ECTFE tubing (1.60 mm od x 0.75 mm id x 1 m L), 1 silicone tubing (2.80 mm od x 1.30 mm id x 1.5 m L), 1 PharMed tubing for peristaltic pump (3.2 mm od x 1.6 mm id x 180 mm L), 2 fittings (for 1/8 in od tubing, PEEK), 2 solvent line locking rings (PEEK), 2 solvent line support flanges (PEEK), 2 knurled head screws (1/4 in-28 for ferrule 1/16 in, PEEK), 1 tube connector for 1.0-2.0 mm id tubing, 2 ferrules (1/16 in for 1/4 in-28 head screw, PEEK), 4 ring seals (DR-8), 8 piston seals (reversed-phase), 2 mixing chamber gaskets, 4 O-rings (22 mm x 2 mm, silicone), 4 pistons (sapphire), 4 inline filter frits (stainless steel; porosity: 0.5 µm), 4 inline filter frits (stainless steel; porosity: 10 µm), 8 solvent line filter frits (stainless steel; porosity: 10 µm), 2 piston support hemispheres, 4 support rings, 2 micro flow ring seals, and 4 check valve cartridges (sapphire)	6035.1961	8002-0904
LPG-3400AB and MB DGP-3600AB and MB	Performance Maintenance Kit for UltiMate 3000 pumps with floating pistons, Biocompatible	Contains 1 ECTFE tubing (1.6 mm od x 0.75 mm id x 1 m L), 1 silicone tubing (2.80 mm od x 1.30 mm id x 1.5 m L), 1 PharMed tubing for peristaltic pump (3.2 mm od x 1.6 mm id x 180 mm L), 2 PEEK fittings for 1/8 in od tubing, 2 solvent line locking rings (PEEK), 2 solvent line support flanges (PEEK), 2 knurled head screws (1/4 in-28 for ferrule 1/16 in, PEEK), 1 tube connector for 1.0-2.0 mm id tubing, 2 ferrules (1/16 in for 1/4 in-28 head screw, PEEK), 4 ring seals (DR-8), 8 piston seals (reversed-phase), 4 O-rings (22 mm x 2 mm, silicone), 4 pistons (sapphire), 4 inline filter frits (titanium; Porosity: 10 µm), 4 inline filer frits (PEEK; Porosity: 0.5 µm), 2 solvent line filter holders, 6 solvent line filter frits (titanium; Porosity: 10 µm), 2 piston support hemispheres, 4 support rings, 2 micro flow ring seals, 4 check valve cartridges (sapphire), and 2 mixing chamber gaskets	6035.1963	8002-0906

The cross references to the original equipment manufacturer (OEM) part numbers listed here serve as a recommendation that the Agilent CrossLab products are viable alternatives to OEM products. CrossLab products are compatible with the corresponding OEM instruments, although in some cases, the CrossLab products may have slightly different designs as compared to the OEM counterparts. All CrossLab supplies are backed by Agilent's 90-day money-back warranty.

(Continued)

CrossLab Supplies for Dionex HPLC Systems

Performance Maintenance Kits

Model	Description	Kit Contents	Similar to OEM Part No.	Agilent CrossLab Part No.
Performance Maintenance Kits for Pumps				
HPG-3200P	Performance Maintenance Kit for HPG-3200P pump	Contains 1 stirrer, 1 silicone tubing (2.80 mm od x 1.30 mm id x 1.5 m L), 1 PharMed tubing for peristaltic pump (3.2 mm od x 1.6 mm id x 180 mm L), 1 FEP tubing (4.5 mm od x 3.0 mm id x 2 m L), 1 tube connector for 1.0-2.0 mm id tubing, 2 tube adaptors (3.0 mm id 1/4 in-28), 4 ring seals (DR-8), 8 piston seals (reversed-phase, semipreparative), 2 mixing chamber gaskets, 4 ceramic pistons (semipreparative), 4 stainess steel inline filter frits (Porosity: 10 µm), 2 stainless steel solvent line filters (Porosity: 10 µm), 4 support rings (semipreparative), 4 check valve cartridges (sapphire)	6035.1962	8002-0905
ISO-3100A LPG-3400 A and M DGP-3600 A and M HPG-3x00 A and M	Piston seal/support ring kit, reversed-phase	Contains 1 support ring and 2 piston seals	6025.2010A	8002-0923
LPG-3400AB LPG-3400MB DGP-3600AB DGP-3600MB ISO-3100BM LPG-3400BM DPG-3600BM	Piston seal/support ring kit, reversed-phase, biocompatible	Contains 1 support ring and 2 piston seals	6025.2012	8002-0901
HPG-3200P P680	Piston seal/support ring kit, reversed-phase, semipreparative	Contains 1 support ring and 2 piston seals	6030.9010	8002-0902
HPG-3200P P680	Piston seal/support ring kit, normal phase, semipreparative	Contains 1 support ring and 2 piston seals	6030.9011	8002-0903
ISO-3100A LPG-3400A LPG-3400M DGP-3600A DGP-3600M HPG-3x00A HPG-3x00M ISO-3100SD LPG-3400SD DGP-3600SD HPG-3x00SD	Piston seal/support ring kit, normal phase	Contains 1 support ring and 2 piston seals	6025.2011A	8002-0924

The cross references to the original equipment manufacturer (OEM) part numbers listed here serve as a recommendation that the Agilent CrossLab products are viable alternatives to OEM products. CrossLab products are compatible with the corresponding OEM instruments, although in some cases, the CrossLab products may have slightly different designs as compared to the OEM counterparts. All CrossLab supplies are backed by Agilent's 90-day money-back warranty.

(Continued)

CrossLab Supplies for Dionex HPLC Systems

Performance Maintenance Kits

Model	Description	Kit Contents	Similar to OEM Part No.	Agilent CrossLab Part No.
Performance Maintenance Kits for Pumps				
ISO-3100SD ISO-3100BM LPG-3400SD LPG-3400BM LPG-3400RS DGP-3600SD DGP-3600BM DGP-3600RS HPG-3x00SD HPG-3x00RS HPG-3200BX	PTFE seal kit for rear seal wash system	Contains 5 PTFE O-ring seals 9 mm x 1.5 mm, 5 PTFE O-ring seals 32 mm x 1.5 mm	6040.2208	8002-0915
ISO-3100SD ISO-3100BM LGP-3400SD LGP-3400RS LGP-3400BM DGP-3600SD DGP-3600RS DGP-3600BM HPG-3x00SD HPG-3x00RS	Tubing Kit for Rear Seal Wash System	Contains 1 silicone tubing (2.80 mm od x 1.30 mm id x 1.5 m L), 1 PharMed tubing for peristaltic pump (3.2 mm od x 1.6 mm id x 180 mm L), 7 tube connectors for 1.0-2.0 mm id tubing	6040.9502	8002-0916
Performance Maintenance Kits for Autosamplers				
WPS-3000TBSL Autosampler	Rotor Seal and Stator Face Seal Kit	Contains 1 rotor seal and 1 stator face	6722.9014	8002-0611
WPS-3000SL WPS-3000RS	Rotor Seal Kit	Contains 2 PEEK rotor seals, 1 9/64 in hex key, instructions	6840.0012	8002-0610

The cross references to the original equipment manufacturer (OEM) part numbers listed here serve as a recommendation that the Agilent CrossLab products are viable alternatives to OEM products. CrossLab products are compatible with the corresponding OEM instruments, although in some cases, the CrossLab products may have slightly different designs as compared to the OEM counterparts. All CrossLab supplies are backed by Agilent's 90-day money-back warranty.

CrossLab Supplies for Dionex HPLC Systems

HPLC Capillaries, 1/pk

Model	From	To	Material	OD (mm)	ID (mm)	Length (mm)	Fittings	Similar to OEM Part No.	Agilent CrossLab Part No.
UltiMate 3000 RS	Pump	Autosampler	Flexible stainless steel	0.6	0.13	450	With fittings, non pre-swaged	6040.2345	8002-0822
UltiMate 3000 SD	Pump	Autosampler	Flexible stainless steel	0.6	0.18	450	With fittings, non pre-swaged	6040.2365	8002-0824
UltiMate 3000 RS	Autosampler	Column Thermostat Valve	Flexible stainless steel	0.6	0.13	350	With fittings, non pre-swaged	6040.2335	8002-0821
UltiMate 3000 SD	Autosampler	Column Thermostat Valve	Flexible stainless steel	0.6	0.18	350	With fittings, non pre-swaged	6040.2375	8002-0825
UltiMate 3000	Autosampler	Column Thermostat Valve	Stainless steel	1.6	0.23	340	With fittings, non pre-swaged	6820.2418	8002-0837
UltiMate 3000 RS	Column Thermostat Valve	Column	Flexible stainless steel	0.6	0.13	550	With fittings, non pre-swaged	6040.2305	8002-0818
UltiMate 3000 RS	Pump	Autosampler	Flexible stainless steel	0.6	0.18	550	With fittings, non pre-swaged	6040.2355	8002-0823
UltiMate 3000 SD	Column Thermostat Valve	Column							
UltiMate 3000 RS	Column	Detector	Flexible stainless steel	0.6	0.13	250	With fittings, non pre-swaged	6040.2325	8002-0820
UltiMate 3000 SD	Column	Detector	Flexible stainless steel	0.6	0.18	250	With fittings, non pre-swaged	6040.2385	8002-0826
UltiMate 3000	Column	Detector	Stainless steel	1.6	0.13	250	With fittings, non pre-swaged	6074.2410	8002-0833
UltiMate 3000	Column	Detector	PEEK	1.6	0.13	250	With fittings, non pre-swaged	6074.2415	8002-0834
UltiMate 3000	Column	Detector	Stainless steel	1.6	0.23	250	With fittings, non pre-swaged	6074.2400	8002-0831
UltiMate 3000	Column	Detector	PEEK	1.6	0.25	250	With fittings, non pre-swaged	6074.2405	8002-0832
UltiMate 3000 RS			Flexible stainless steel	0.6	0.13	150	With fittings, non pre-swaged	6040.2315	8002-0819

The cross references to the original equipment manufacturer (OEM) part numbers listed here serve as a recommendation that the Agilent CrossLab products are viable alternatives to OEM products. CrossLab products are compatible with the corresponding OEM instruments, although in some cases, the CrossLab products may have slightly different designs as compared to the OEM counterparts. All CrossLab supplies are backed by Agilent's 90-day money-back warranty.

(Continued)

CrossLab Supplies for Dionex HPLC Systems

HPLC Capillaries, 1/pk

Model	From	To	Material	OD (mm)	ID (mm)	Length (mm)	Fittings	Similar to OEM Part No.	Agilent CrossLab Part No.
VWD-3100 VWD-3100RS VWD-3400 VWD-3400RS DAD-3000 DAD-3000RS MWD-3000 MWD-3000RS ISO-3100BM LPG-3400AB LPG-3400MB LPG-3400BM DPG-3600AB DPG-3600MB DPG-3600BM			PEEK	1.6	0.25	2000	No fittings	6251.6001	8002-0835
Summit P680	Pump	Autosampler	Stainless steel	1.6	0.508	178	With fittings, non pre-swaged	5030.3020	8002-0816
Summit ASI-100	Autosampler	Column	Stainless steel				With fittings, non pre-swaged	6000.0020	8002-0817*
UVD 170U UVD 340U	Column	Detector	PEEK	1.6	0.5	1000	No fittings	2251.6002	8002-0815

*CrossLab capillary and fitting kit, for ASI-100 Autosampler, contains 1 stainless steel capillary (0.7 mm id x 1 m), 2 stainless steel capillaries (0.25 mm id x 2 m), 15 10-32UNF stainless steel fittings, 5 10-32UNF stainless steel long fittings, 3 10-32UNF stainless steel extra long fittings, 15 stainless steel ferrules 1/16 in, and 8 stainless steel long ferrules 1/16 in

The cross references to the original equipment manufacturer (OEM) part numbers listed here serve as a recommendation that the Agilent CrossLab products are viable alternatives to OEM products. CrossLab products are compatible with the corresponding OEM instruments, although in some cases, the CrossLab products may have slightly different designs as compared to the OEM counterparts. All CrossLab supplies are backed by Agilent's 90-day money-back warranty.

CrossLab Supplies for Dionex HPLC Systems

Tubing

Model	Description	OD (mm)	ID (mm)	Length (mm)	Fittings	Similar to OEM Part No.	Agilent CrossLab Part No.
LPG-3x00 peristaltic pump	PharMed biocompatible tubing	3.2	1.6	180	No fittings	6000.5000	8002-0803

HPLC Fittings, Ferrules, and Unions

Model	Description	Unit	Similar to OEM Part No.	Agilent CrossLab Part No.
UltiMate 3000 Series	Blind nut, FS-8 biocompatible	1/pk	6000.0144 6000.0044	8002-0802
WPS-3000(T)SL WPS-3000(T)SL Semiprep WPS-3000(T)RS	Ferrule and fitting kit, contains 6 ferrules and 6 long fitting screws		6822.0011	8002-0921

HPLC In-Line Filters

Model	Description	Unit	Similar to OEM Part No.	Agilent CrossLab Part No.
LPG-3400BM DGP-3600BM	In-line filter, 10 µL	1/pk	6042.5014	8002-0805
LPG-3400BM DGP-3600BM	Filter frit for titanium in-line filter, 2 µL	1/pk	6268.0036	8002-0806

The cross references to the original equipment manufacturer (OEM) part numbers listed here serve as a recommendation that the Agilent CrossLab products are viable alternatives to OEM products. CrossLab products are compatible with the corresponding OEM instruments, although in some cases, the CrossLab products may have slightly different designs as compared to the OEM counterparts. All CrossLab supplies are backed by Agilent's 90-day money-back warranty.

Please visit **www.agilent.com/chem/CrossLabHPLC** for up-to-date info for the growing portfolio of CrossLab LC Supplies for your non-Agilent HPLC systems.

For Agilent CrossLab Vials and Closures ordering information please see the General Chromatography catalog (publication # 5991-1059EN)
www.agilent.com/chem/library

For Agilent CrossLab Well Plates and Sealing Mats ordering information please see the General Chromatography catalog (publication # 5991-1059EN)
www.agilent.com/chem/library

CrossLab Supplies for CTC Analytics HPLC Autosamplers

Agilent's CrossLab portfolio includes a variety of syringes compatible with CTC Analytics HPLC HTS and HTC PAL systems.

Autosampler Syringes for CTC HTS and HTC PAL, 1/pk

Volume (µL)	Description	Needle Gauge/Length (mm)/Tip	Agilent CrossLab Syringe	Agilent CrossLab Replacement Plunger
10	Fixed needle	22s/51/3	8010-0440*	
	Fixed needle, gas tight	22s/51/3	8010-0445*	8010-0457, 10/pk
25	Fixed needle, gas tight	22s/51/3	8010-0441	8010-0458, 10/pk
	Fixed needle, gas tight	22s/51/3	8010-0449*	8010-0450, 10/pk
100	Fixed needle, gas tight	22s/51/3	8010-0442*	8010-0459, 10/pk
	Fixed needle, gas tight	22/51/3	8010-0446*	8010-0459, 10/pk
250	Fixed needle, gas tight	22/51/3	8010-0467	8010-0456, 10/pk
500	Fixed needle, gas tight	22/51/3	8010-0468	8010-0460, 10/pk
1.0 mL	Fixed needle, gas tight	22/51/3	8010-0443	8010-0455, 1/pk
2.5 mL	Fixed needle, gas tight	22/51/3	8010-0444	8010-0448, 1/pk

*Barrel od is 6.7 mm. All other 10, 25, and, 100 µL syringes have 7.9 mm od.

The cross references to the original equipment manufacturer (OEM) part numbers listed here serve as a recommendation that the Agilent CrossLab products are viable alternatives to OEM products. CrossLab products are compatible with the corresponding OEM instruments, although in some cases, the CrossLab products may have slightly different designs as compared to the OEM counterparts. All CrossLab supplies are backed by Agilent's 90-day money-back warranty.

CE and CE/MS

CE Solutions Kits

Agilent continues to introduce new CE solutions kits designed to simplify many of your applications:

- Inorganic anions
- Cations
- Organic acids
- Forensic anions
- µPage

These kits include all you need to begin your CE analyses, including buffers, capillaries, conditioning solutions, test samples, methods and detailed descriptions. Each kit is designed to take advantage of the automation of the Agilent CE system to make your time in the laboratory more efficient. All kits are prepared using the same quality procedures as our buffers and are thoroughly tested and supported.

While the kits have been optimized for use with the Agilent CE system, they may be used with virtually any commercial or home-built CE system.

Inorganic Anion Solutions Kit

Inorganic anion solutions kit, 5063-6511

The Inorganic Anion Solutions Kit contains all components needed for the analysis of common inorganic anions such as chloride, bromide, iodide, fluoride, sulfate, and phosphate. Applications include the analysis of inorganic ions in:

- Ultra pure water
- Waste water
- High purity chemicals
- Drug formulations
- Pulp and paper solutions
- Semiconductor solutions

Using an indirect UV detection system optimized for small anions, analyses are sensitive and rapid, and provide an alternative to traditional ion chromatography. The kit contains buffer, capillaries, test mixture, and instructions.

Inorganic anion solutions kit, 5063-6511

Ultra pure CE water, 5062-8578

0.1 N sodium hydroxide, 5062-8575

Inorganic anion test mixture, 5062-8524

Inorganic Anion Solutions Kit

Description	Unit	Part No.
Inorganic Anion Solutions Kit		5063-6511
Inorganic anion buffer	250 mL	8500-6797
Ultra pure CE water	500 mL	5062-8578
0.1 N sodium hydroxide	250 mL	5062-8575
1.0 N sodium hydroxide	250 mL	5062-8576
Bare fused-silica capillary, 50 µm id, 72 cm long	2/pk	G1600-62211
Inorganic anion test mixture Includes 1000 ppm each of fluoride, chloride, bromide, nitrite, sulfate and 2000 ppm phosphate	10 mL	5062-8524

Note: The following part should be ordered separately for use with the Agilent CE System:
Alignment interface for standard 50 µm id capillary (P/N G1600-60210) for 1600 HP^{3}D CE
Alignment interface for standard 50 µm id capillary (P/N G7100-60210) for 7100 CE

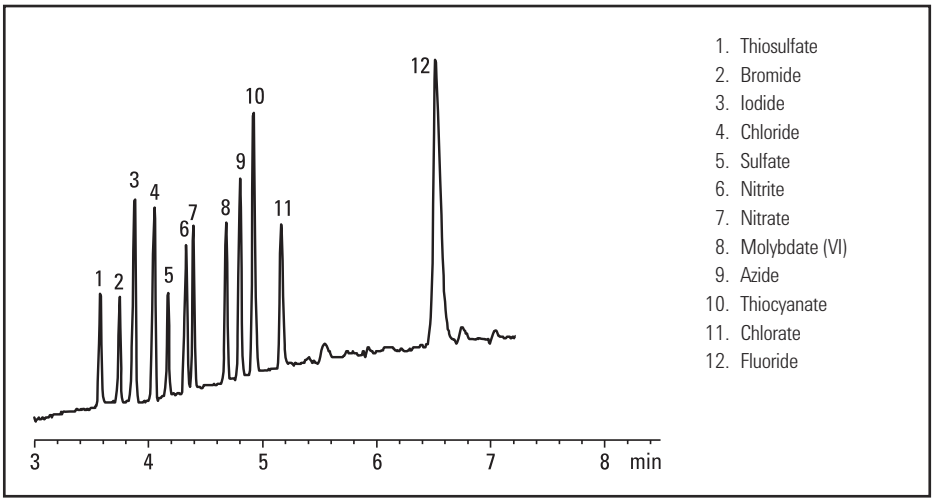

Separation of common anions

Cation Solutions Kit

The Cation Solutions Kit provides everything you need for the analysis of inorganic and low-molecular-mass organic cations. It is specially designed for the separation of alkali metal ions, alkaline-earth metal ions and alkyl amines in a wide range of matrices.

Each kit contains a cation buffer, bare fused silica capillaries, cation standard, CE grade water and a detailed description of the analysis method and most common applications, including detection limits and reproducibility data. The Cation Solutions Kit and the separation methods were developed to fit perfectly with the Agilent CE system and to support its high automation capabilities. The methods are very easy to perform and provide accurate and quantitative analyses.

Cation Solutions Kit

Column Description	Unit	Part No.
Cation Solutions Kit		5064-8206
Cation buffer	250 mL	5064-8203
Ultra pure CE water	500 mL	5062-8578
Bare fused silica capillary, extended light path bubble factor (3), 50 µm id, 56 cm long	2/pk	G1600-61232
Cation test mixture	25 mL	5064-8205

Note: The following part should be ordered separately for use with the Agilent CE System:
Alignment interface for 50 µm id extended light path capillary (P/N G1600-60230) for 1600 HP^{3}D CE
Alignment interface for 50 µm id extended light path capillary (P/N G7100-60230) for 7100 CE

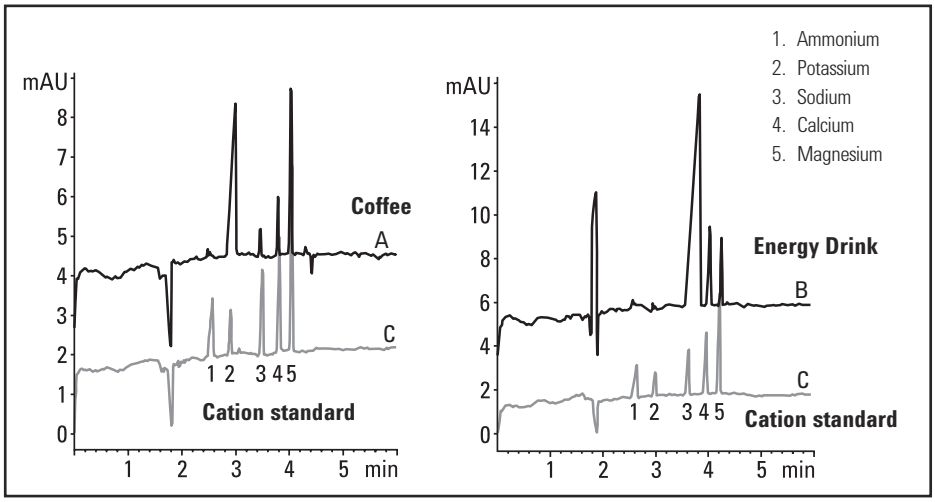

Cations in coffee and energy drinks

Organic Acids Solutions Kit

The Organic Acids Solutions Kit is ideal for the analysis of short alkyl chain carboxylic acids. Employing an indirect UV detection agent optimized for organic acids, the methodology is simple, sensitive, and provides accurate quantitative analysis. Suited for the analysis of organic acids in a wide range of matrices, it is especially useful for determination of organic acids in beverages and food.

Organic Acids Solutions Kit

Description	Unit	Part No.
Organic Acids Solutions Kit		5063-6510
Organic acids buffer	250 mL	8500-6785
Ultra pure CE water	500 mL	5062-8578
1.0 N sodium hydroxide	250 mL	5062-8576
Bare fused-silica capillary, 75 µm id, 72 cm long	2/pk	G1600-62311
Organic acids test mixture Includes 1000 ppm each of malate, succinate, and lactate	20 mL	8500-6900

Note: The following part should be ordered separately for use with the Agilent CE System:
Alignment interface for 75 µm id capillary (P/N G1600-60310) for 1600 HP^{3}D CE
Alignment interface for 75 µm id capillary (P/N G7100-60310) for 7100 CE

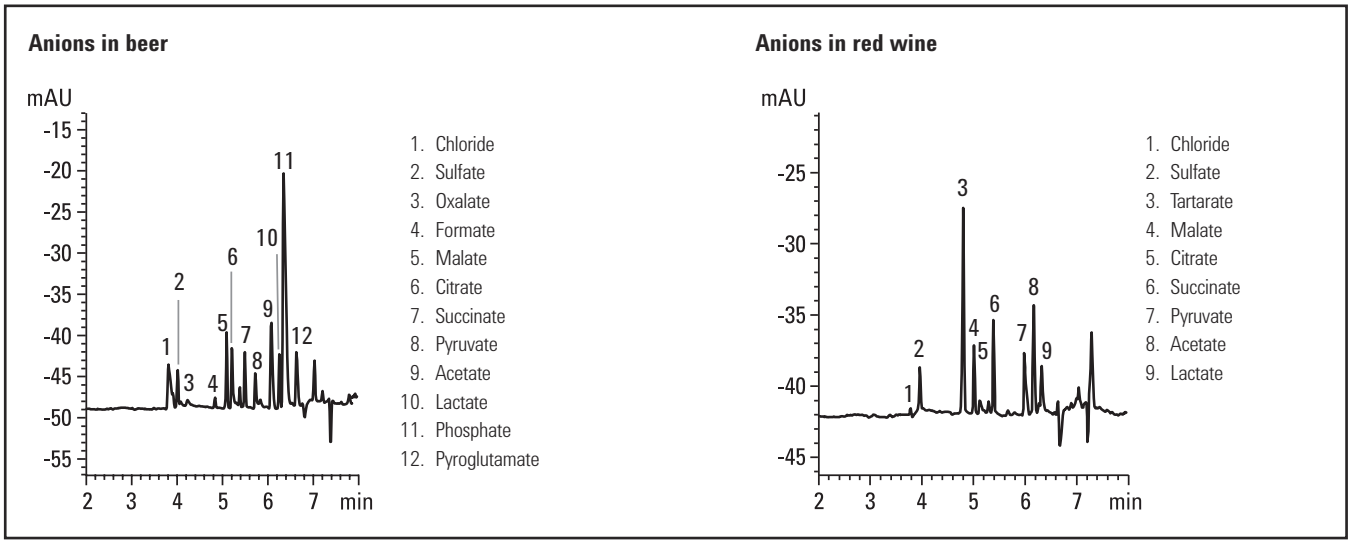

Organic acids in beer and red wine

Forensic Anions Solutions Kit

This highly focused kit was developed specifically for the analysis of poisonous compounds, such as cyanide, azide, selenate, arsenate, and arsenite. In cases of poisoning, analytical tools are needed to determine the identity of toxins quickly and accurately. A rapid determination of anionic toxins in adulterated foods and beverages is possible using CE with indirect UV detection. Forensic and other anions can be detected within 15 minutes with minimal sample preparation.

Forensic Anions Solutions Kit

Description	Unit	Part No.
Forensic Anions Solutions Kit	5 x 50 mL	5064-8208
Basic anion buffer	50 mL	5064-8209
Ultra pure CE water	500 mL	5062-8578
Bare fused-silica capillary, 50 µm id, 104 cm long	2/pk	G1600-64211
Inorganic anion test mixture Includes 1000 ppm each of fluoride, chloride, bromide, nitrite, sulfate and 2000 ppm phosphate	10 mL	5062-8524

Note: The following part should be ordered separately for use with the Agilent CE System:
Alignment interface for standard 50 µm id capillary (P/N G1600-60210) for 1600 HP^{3}D CE
Alignment interface for standard 50 µm id capillary (P/N G7100-60210) for 7100 CE

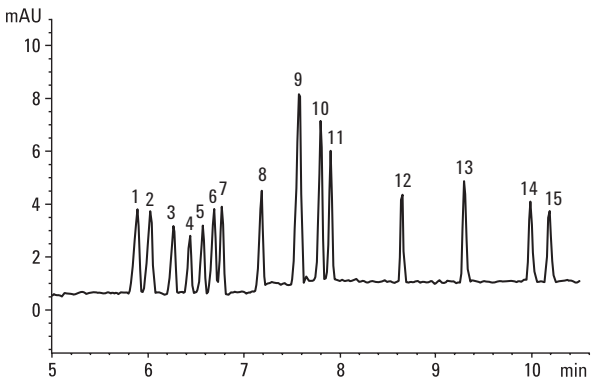

1. Cyanide
2. Chloride
3. Nitrite
4. Nitrate
5. Sulfate
6. Azide
7. Selenate
8. Carbonate
9. Fluoride
10. Arsenate
11. Phosphate
12. Glutamate
13. Acetate
14. Arsenite
15. Lactate

Analysis of an anion standard with the Forensic Anions Solutions Kit

µPAGE Solution Kits

µPAGE poly-acrylamide gel-filled capillaries are the most direct vehicles to transfer all of your applications from slab gel to CE, utlizing the automation, high speed, high resolution, and quantitative advantages of CE. The capillaries are ideal for high resolution separations of oligonucleotides, single-stranded and double-stranded DNA fragments, polymerase chain reaction (PCR) products, sequencing reaction products and oligosaccharides.

µPAGE capillaries are available in three different pore sizes. The size of the molecular sieving pores is controlled by the monomer concentration (%T) and the degree of polymer cross-linking (%C). Gels with higher %T and %C values have smaller pores and are, therefore, more effective at resolving smaller molecules. µPAGE-10 (10%T, 0%C) capillaries provide high resolution capabilities for separation of antisense therapeutic agents, primers and probes, as well as nucleotides.

µPAGE-5 (5%T, 5%C) allows single base resolution of oligonucleotides [pd(A)] ranging from 20 to 150 bases.

For your convenience, µPAGE capillaries and µPAGE buffers can be purchased together or separately. To achieve the highest reproducibility and provide optimal longevity, use µPAGE buffer with µPAGE capillaries.

µPAGE Starter Kits

Includes 3 µPAGE capillaries, 75 cm total length, 50 cm effective length, oligonucleotide standard and µPAGE buffer

Kit as defined by type of µPAGE capillary	ID (µm)	Part No.
µPAGE-10 (10%T, 0%C) µPAGE pd(A)$_{25\text{-}30}$ oligonucleotide standard for µPAGE-10 kit µPAGE buffer, 2 x 237 mL	100	192-1311
µPAGE-5 (5%T, 5%C) µPAGE pd(A)$_{25\text{-}30,\ 40\text{-}60}$ oligonucleotide standard for µPAGE-3 and µPAGE-5 kits µPAGE buffer, 2 x 237 mL	75	192-5211
µPAGE-3 (3%T, 3%C) µPAGE pd(A)$_{25\text{-}30,\ 40\text{-}60}$ oligonucleotide standard for µPAGE-3 and µPAGE-5 kits µPAGE buffer, 2 x 237 mL	75	192-3211

µPAGE Basic Kits

Includes 3 µPAGE capillaries, 75 cm total length, 50 cm effective length

Kit as defined by type of µPAGE capillary	ID (µm)	Part No.
µPAGE-10 (10%T, 0%C) µPAGE pd(A)$_{25\text{-}30}$ oligonucleotide standard for µPAGE-10 kit	100	191-1311
µPAGE-5 (5%T, 5%C) µPAGE pd(A)$_{25\text{-}30,\ 40\text{-}60}$ oligonucleotide standard for µPAGE-3 and µPAGE-5 kits	75	191-5211
µPAGE-3 (3%T, 3%C) µPAGE pd(A)$_{25\text{-}30,\ 40\text{-}60}$ oligonucleotide standard for µPAGE-3 and µPAGE-5 kits	75	191-3211

Note: The µPAGE capillaries are not pre-aligned for the G1600A CE and G7100 CE systems. To cut them to the correct length, use the CE column cutter (P/N 5183-4669). To create detection window, use the Window Etching Tool (P/N 590-3003).

µPAGE Buffer Solutions and Oligo Standards

Kit as defined by type of µPAGE capillary	Part No.
µPAGE tris-borate and urea buffer for µPAGE-10, 4 x 237 mL	590-4005
µPAGE tris-borate and urea buffer for µPAGE-3 and µPAGE-5, 4 x 237 mL	590-4001
µPAGE pd(A)$_{25\text{-}30,\ 40\text{-}60}$ oligonucleotide standard for µPAGE-3 and µPAGE-5, 3 x 50 µL	590-4000

Single base pair separation of pd(A) on a 3%T, 3%C µPAGE capillary

Secondary peaks of identical base length as the primary peaks, but retarded in electromigration due to loss of the terminal 5' phosphate group

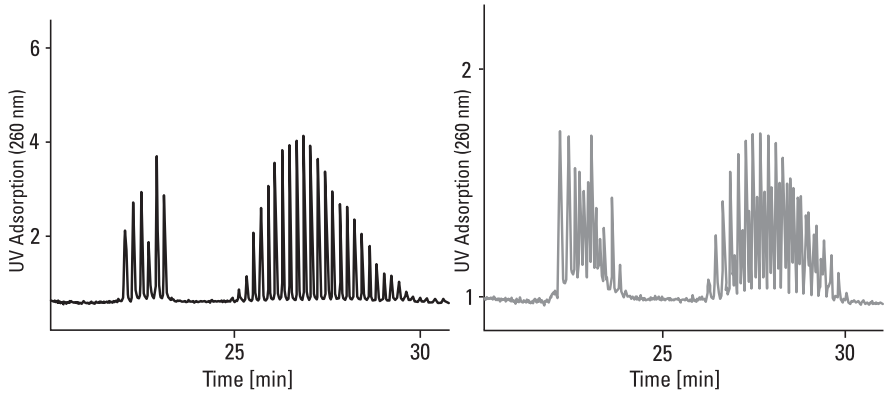

Oligonucleotide samples with or without terminal 5 phosphate group

CE and CE/MS Capillaries

Standard Bare Fused-Silica Capillaries

Fused-silica capillaries are the heart of CE. Pre-aligned capillaries from Agilent Technologies are designed and optimized for ease of use and reliability. All capillary ends are cut to a smooth, mirror-like finish. In addition, the polyimide outer coating is removed from the ends. These processes ensure minimal sample adsorption and help maintain sharp peak shapes. All capillaries have a pre-made detection "window" and a built-in alignment stopper that allows rapid and precise insertion in the alignment interface.

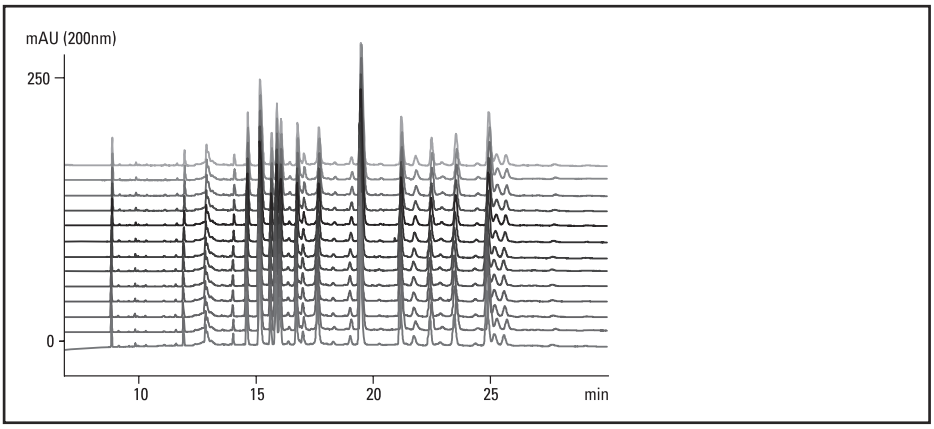

CZE of a tryptic digest of recombinant human growth hormone using a standard fused-silica capillary with 75 µm internal diameter

Standard Bare Fused-Silica Capillaries, 2/pk

ID (µm)	Total Length (cm)	Effective Length (cm)	Color Code	Part No.
50	33	24.5	Green	G1600-63211
	48.5	40	Green	G1600-60211
	64.5	56	Green	G1600-61211
	80.5	72	Green	G1600-62211
	112.5	104	Green	G1600-64211
75	33	24.5	Blue	G1600-63311
	48.5	40	Blue	G1600-60311
	64.5	56	Blue	G1600-61311
	80.5	72	Blue	G1600-62311
	112.5	104	Blue	G1600-64311
100	33	24.5	Gray	G1600-63411
	48.5	40	Gray	G1600-60411
	64.5	56	Gray	G1600-61411
	80.5	72	Gray	G1600-62411
	112.5	104	Gray	G1600-64411

TIPS & TOOLS

Different inner diameters of capillaries need to use different alignment interfaces to guarantee optimal detection. The color coding of the capillary and the alignment interface allow you to easily match the correct interface with the capillary.

Extended Light Path (Bubble Cell) Bare Fused-Silica Capillaries

Use Agilent Technologies extended light path capillaries ("bubble" cell capillaries) to improve sensitivity 3- to 5-fold over standard capillaries. With extended light path capillaries, the inner diameter is increased only at the detection window, offering the sensitivity of a wide inner diameter capillary and the low current generation of a narrow one.

Resolution is not sacrificed when used with matching optical alignment interfaces from Agilent.

Through a computer-controlled proprietary process, the diameter is increased three to five times, with a manufacturing precision better than 3%. Take advantage of this process to extend the detection pathlength of 25 µm id capillaries to 125 µm, 50 µm to 150 µm, and 75 µm to 200 µm.

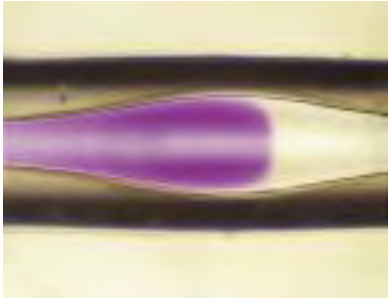

Electroosmotic flow maintains the "plug" flow in the bubble. Optical slits matched to the zone geometry maintain resolution.

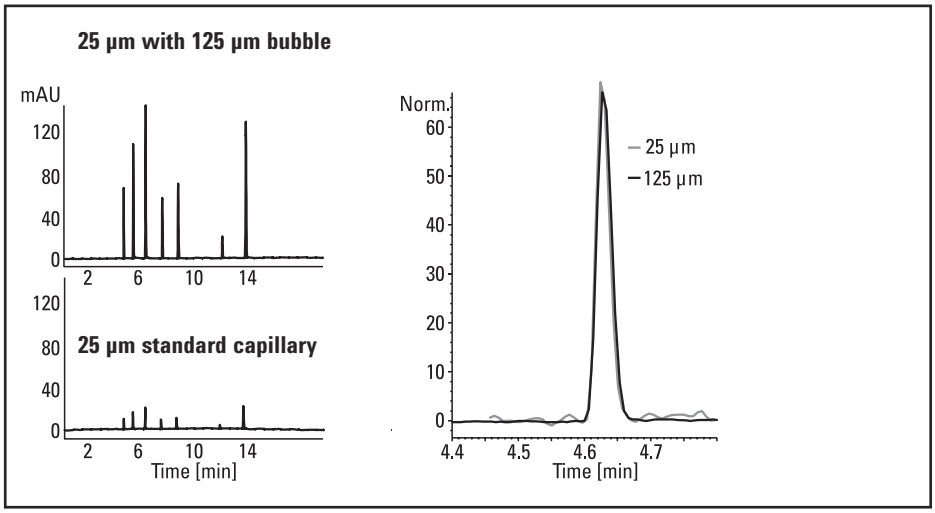

Analysis of cold medicine ingredients in a standard capillary (25 µm id) and an Agilent Extended Light Path Capillary

TIPS & TOOLS

Use narrow 25 and 50 µm id "bubble" cell capillaries for highly conductive buffers without sacrificing sensitivity.

Extended Light Path (Bubble Cell) Bare Fused-Silica Capillaries, 2/pk

ID (µm)	Total Length (cm)	Effective Length (cm)	Bubble Factor	Optical Path Length (µm)	Color Code	Part No.
25	48.5	40	5	125	Black	G1600-60132
	64.5	56	5	125	Black	G1600-61132
	80.5	72	5	125	Black	G1600-62132
50	43.5	35	3	150	Red	G1600-60233
	48.5	40	3	150	Red	G1600-60232
	64.5	56	3	150	Red	G1600-61232
	80.5	72	3	150	Red	G1600-62232
	112.5	104	3	150	Red	G1600-64232
75	48.5	40	2.7	200	Yellow	G1600-60332
	64.5	56	2.7	200	Yellow	G1600-61332
	80.5	72	2.7	200	Yellow	G1600-62332
	112.5	104	2.7	200	Yellow	G1600-64332

Universal Bare Fused-Silica Capillaries

Universal Bare Fused-Silica Capillaries have a window, 75 cm effective length and 363 µm od, fitting into any CE instrument. To cut them to the correct length we recommend using the CE column cutter (P/N 5183-4669).

Universal Bare Fused-Silica Capillaries

ID (µm)	Total Length (cm)	Effective Length (cm)	Part No.
20	100	75	190-0431
50	100	75	190-0131
75	100	75	190-0231
100	100	75	190-0331

Bulk Fused-Silica Capillaries

ID (µm)	Total Length (m)	Part No.
20	5	160-2660-5
50	5	160-2650-5
75	5	160-2644-5

Polyvinyl Alcohol (PVA) Coated Capillaries

PVA coated capillaries contain a permanently adsorbed layer of polyvinyl alcohol. This coating minimizes hydrophobic and electrostatic solute/wall interactions and eliminates electroosmotic flow (EOF). Using a proprietary deposition process, the PVA coating is stable over a wide pH range, even under basic conditions, from pH 2.5 to 9.5. This stability allows the use of many common CE buffers. Because the silica surface is covered, many proteins and amines can be analyzed without the peak tailing found with uncoated capillaries. In addition, since EOF is eliminated, cumbersome washing procedures are unnecessary and migration time reproducibility may be improved.

Each batch of PVA coated capillaries is rigorously tested by Agilent Technologies and includes a representative electropherogram to assure quality.

The color coding of the capillary (alignment stopper) and the alignment interfaces allow you to easily combine the correct interface with the capillary. Capillaries for non-Agilent CE systems have removable alignment stoppers without color code.

PVA coated capillaries can be used for a variety of applications, including protein analysis at physiological pH, isoelectric focusing, and small anion analysis without the need for flow-reversal agents in the buffer.

PVA coating is available in standard capillaries, or in Agilent Extended Light Path Capillaries ("bubble" cell capillaries) for high sensitivity applications. Both capillary types are available in longer lengths for use in non-Agilent systems.

PVA is also available for use with the High Sensitivity Detection Cell for even further improved HPLC-like sensitivity. In addition, PVA coated capillaries are offered for CE-MS applications. The capillaries are provided with a normally positioned detection window to allow tandem UV-Vis and MS detection for improved sample identification.

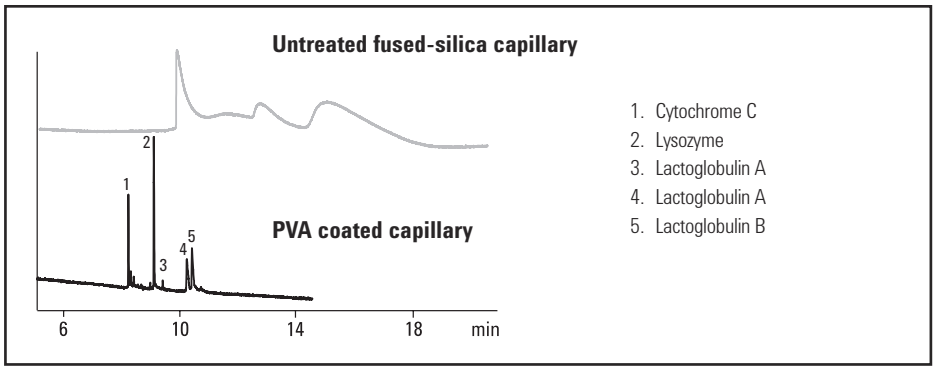

Use of PVA coated capillaries to reduce protein adsorption

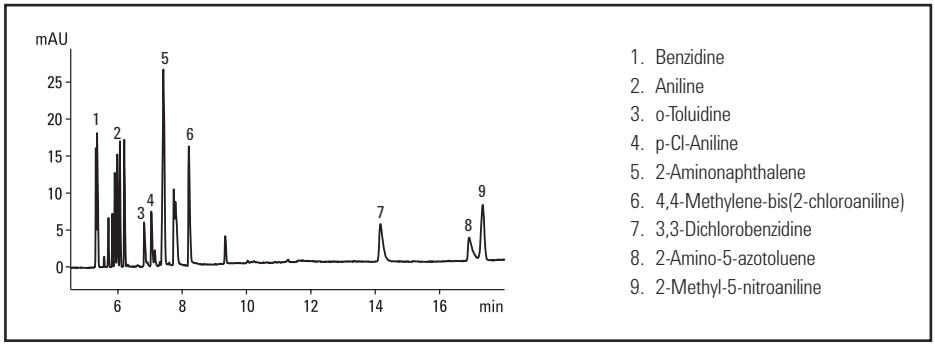

CZE analysis of basic amines using PVA coated capillaries (decomposition products of azo dyes)

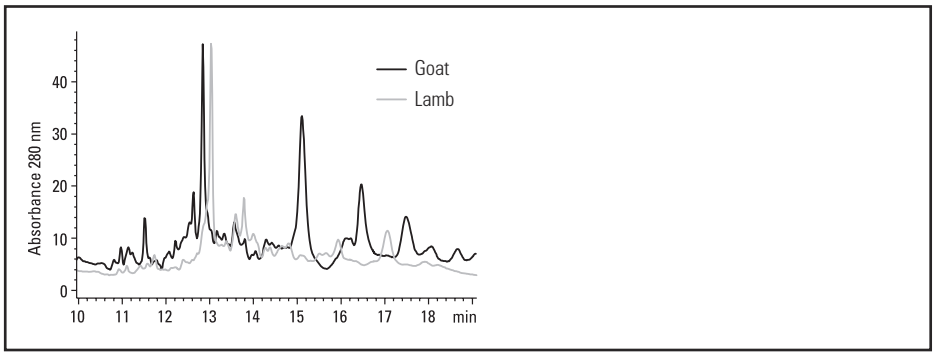

Analysis of meat proteins by c-IEF using PVA capillaries

PVA Coated Capillaries for Agilent CE Systems*

ID (µm)	Total Length (cm)	Effective Length (cm)	Bubble Factor	Optical Path Length (µm)	Color Code	Part No.
50	64.5	56	0	50	Green	G1600-61219
	64.5	56	3	150	Red	G1600-61239
	125	21.5	0	50	Green	G1600-67219
75	64.5	56	0	1200		G1600-68319
	125	21.5	0	75	Blue	G1600-67319
100	48.5	40	0	100	Gray	G1600-60419
	64.5	56	0	100	Gray	G1600-61419

*Not compatible with borate buffers

Note: PVA coated capillaries for CE/MS have a blue alignment stopper matching the blue color code of the alignment interface for MS-UV detection. The alignment stopper of the 50 µm id PVA capillary for CE/MS has a black dot for easy identification.

PVA Coated Capillaries for Non-Agilent CE Systems*

ID (µm)	Total Length (cm)	Effective Length (cm)	Bubble Factor	Optical Path Length (µm)	Part No.
50	71	60	0	50	G160U-61219
	71	60	3	150	G160U-61239
100	56	45	0	100	G160U-60419
	71	60	0	100	G160U-61419

*Not compatible with borate buffers

Note: When extended pathlength capillaries are used in non-Agilent systems, loss of resolution may be found if the axial slit width is not reduced. In Agilent systems, the alignment interface contains properly matched slits to maintain resolution.

CEP Coated Capillaries

CEP coated capillaries contain a permanently bonded polymer coating. This CEP coating shields the silanol functionality of the capillary surface and helps prevent sample adsorption. Additionally, EOF is nearly eliminated, making the capillary ideal for applications such as DNA separations with sieving polymer buffers.

Elimination of EOF also simplifies analysis of anions and organic acids by direct UV detection. Without EOF reduction, highly mobile ions such as nitrate can migrate in the opposite direction to the slower, longer chain acids.

The CEP coated capillary is stable from pH 2 to 8. It can be used with borate buffers, offering a different surface functionality to help alleviate sample adsorption. Each batch of CEP coated capillaries is rigidly tested by Agilent Technologies and each capillary includes a representative electropherogram to assure quality.

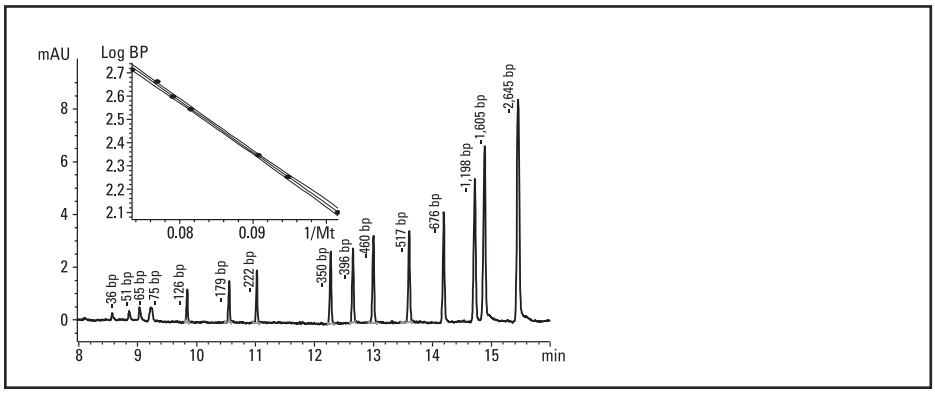

Restriction fragment separation (36–2645 bp)

CEP Coated Capillaries, 2/pk

ID (µm)	Total Length (cm)	Effective Length (cm)	Bubble Factor	Optical Path Length (µm)	Part No.
75	80.5	72	0	75	G1600-62318

Cross-linked and Bonded µSIL Capillaries

µSIL-FC and µSIL-DNA Capillaries with Windows

A series of coated capillaries specifically designed for CE, which are prepared by cross-linking and bonding a novel, proprietary fluorocarbon (FC) polymer. µSIL-FC capillaries are chemically inert, hydrophobic, and stable from pH 2.5-10.

These capillaries are a must-have for cIEF, protein, peptide and carbohydrate separations, as well as replaceable gel CE applications such as oligonucleotides, DNA fragments, and PCR product separations.

µSIL-DNA capillaries are also coated with an FC polymer but have a 75 µm id to accommodate the viscosity of entangled polymer solutions. All µSIL capillaries are batch tested to ensure the highest performance and reproducibility.

µSIL-DNA, 199-2602

µSIL-WAX Capillaries with Windows

µSIL-WAX features a modified, polyethylene oxide, hydrophilic coating made through a special cross-linking and bonding process. The coating effectively masks active silanol sites, offering exceptional efficiency, resolution, peak shape and reproducibility. The highly stable coating and near-zero EOF of µSIL-WAX makes the capillary ideal for CE-MS, and protein and peptide separations from pH 2-5.

Capillary	ID (µm)	Total Length (cm)	Effective Length (cm)	Film Thickness (µm)	Unit	Part No.
µSIL-FC	50	80	50	0.075	3/pk	194-8111
µSIL-DNA	75	65	50	0.075	2/pk	199-2602
µSIL-WAX	50	100	75	0.1	2/pk	196-7203
µSIL-WAX	100	100	75	0.1	2/pk	197-7202

Bulk µSIL-DB Capillaries

µSIL-DB coated capillaries are available as µSIL-DB-1 and µSIL-DB-17. In combination with a cellulose based buffer system, µSIL-DB coated capillaries have been widely used in cIEF applications, PCR product and DNA fragment separation, and many other CE applications which require reduced EOF.

Capillary	ID (mm)	Length (m)	Film Thickness (µm)	Part No.
DB-1	0.05	10	0.05	126-1012
DB-1	0.20	10	0.05	126-1013
DB-1	0.10	10	0.10	127-1012
DB-17	0.10	10	0.05	126-1713
DB-17	0.10	10	0.10	127-1712
DB-17	0.20	10	0.10	127-1713

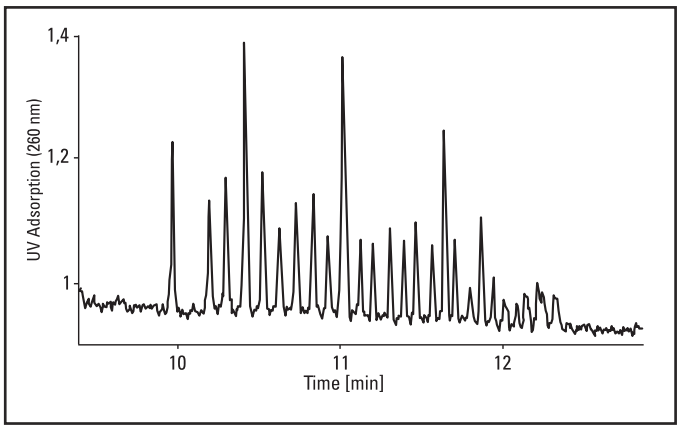

Analysis of Allelic ladder with µSIL-DNA

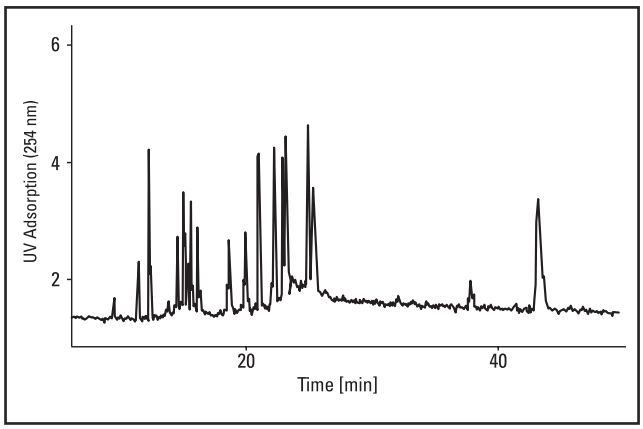

Analysis of Myoglobin tryptic digest using µSIL-WAX

Capillary Electrochromatography (CEC) Capillaries

Capillary electrochromatography is a hybrid of CE and LC and can be performed in the Agilent CE system. Using CE capillaries packed with LC stationary phases, CEC offers the loadability and selectivity of LC and the high efficiency of CE.

Using the high pressure capabilities of the Agilent CE system, both ends of the CEC capillary can be pressurized. This process prevents outgassing upon application of high voltage and significantly extends capillary lifetime.

Use CEC to improve resolution of solutes, which are difficult to resolve by HPLC, for hydrophobic solutes which cannot be solubilized in MEKC buffers, or for reduced sample and solvent consumption compared to HPLC.

Standard Packed CEC Capillaries, 2/pk

Description	ID (µm)	Total Length (cm)	Effective Length (cm)	Color Code*	Part No.
C18, 3 µm	100	33.5	25	Gray	5063-6512
	100	48.5	40	Gray	5063-6513
C8, 3 µm	100	33.5	25	Gray	5063-6535
	100	48.5	40	Gray	5063-6540
Phenyl, 3 µm	100	33.5	25	Gray	5063-6536
	100	48.5	40	Gray	5063-6541
Hypersil/Phenyl, 3 µm	100	48.5	40	Gray	5063-6544

*The color coding of the capillary (alignment stopper) and the interface allows you to easily combine the correct alignment interface with the capillary.

CEC C8 Capillaries, 2/pk, 5063-6535

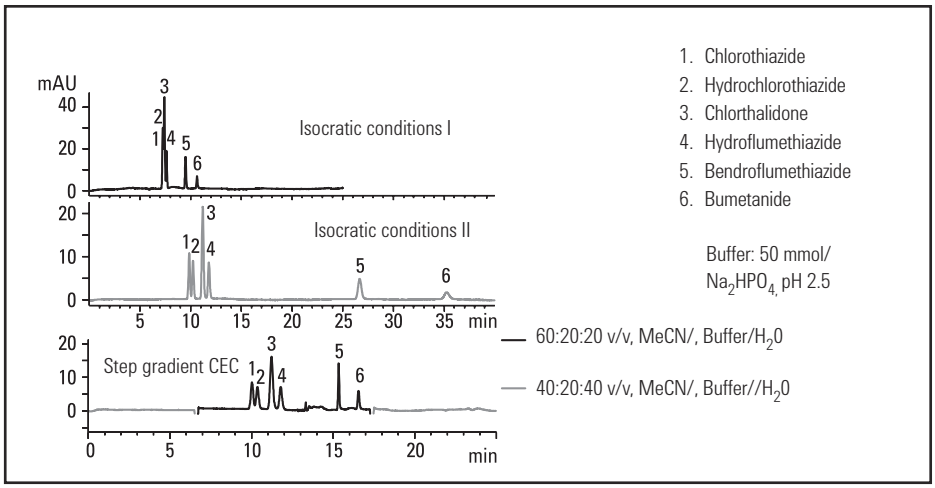

Capillary Electrochromatography of diuretic test mixture

(courtesy of Dr. Melvin Euerby, Astra Charnwood, UK)

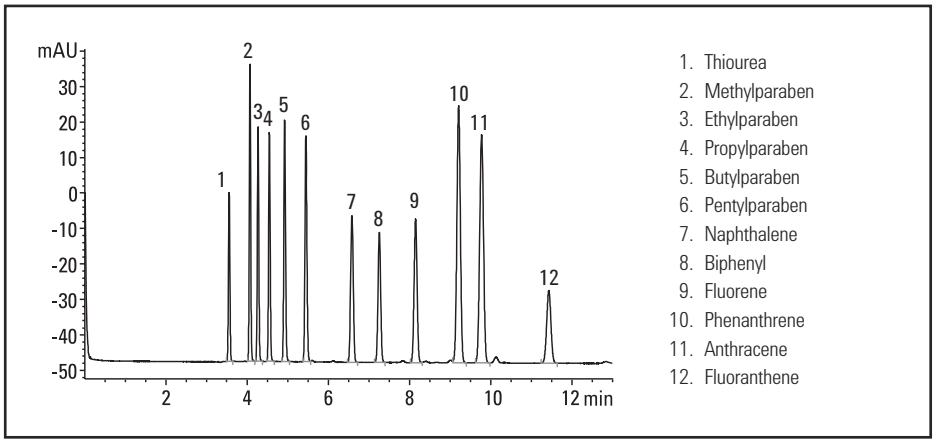

Capillary Electrochromatography of parabens and aromatics

TIPS & TOOLS

CEC capillaries require an Agilent CE system with external gas supply capabilities.

Alignment Interfaces and Capillary Cassette

Agilent Technologies alignment interfaces are an integral part of the Agilent diode-array detection (DAD) system. These interfaces contain optical slits which are precisely matched to the capillary inner diameter for optimized sensitivity and linear detection range.

In combination with the capillary cassette, alignment interfaces simplify capillary exchange, protect the fragile detection window and ensure exact alignment of the window in the detector. Quick-change cassette allows capillary exchange in less than one minute.

Note: The color code of the alignment interface must match the color code of the capillary's built-in alignment stopper.

Alignment interface for standard capillary, G1600-60310

Alignment Interfaces

Description	ID (µm)	Color Code	Corresponding Capillary	G7100 CE Part No.	G1600 CE Part No.
Alignment interface for standard capillary	50	Green	Green	G7100-60210	G1600-60210
	75 100 150	Blue Gray Brown	Blue Gray Brown	G7100-60310	G1600-60310
Alignment interface for Agilent Extended Light Path capillaries	25	Black	Black	G7100-60150	G1600-60150
	50	Red	Red	G7100-60230	G1600-60230
	75	Yellow	Yellow	G7100-60330	G1600-60330
CE/MS alignment interface for 360 µm od capillaries, nonmetallic		Blue	Blue Gray	G7100-60400	

Note: 75, 100 and 150 µm id standard capillaries use the same interface (color blue).
PVA coated 50 and 75 µm id capillary for CE/MS use the same nonmetallic interface with color code blue for use with standard and extended light path capillaries, and the high sensitivity detector cell.

Capillary cassette, G7100-60002

Capillary cassette

Description	G7100 CE Part No.	G1600 CE Part No.
Capillary cassette	G7100-60002	G1600-60002

Note: Only use G7100-60002 cassette in G7100 and G1600-60002 cassette in G1600. Never mix cassettes.

Optical filter for DAD

Description	G7100 CE Part No.	G1600 CE Part No.
Optical filter for DAD 260 nm, for DNA analysis with polyacrylamide filled capillaries and oligonucleotide analysis	G7100-62700	G1600-62700

TIPS & TOOLS

Cassette and interfaces accept all commercially available capillaries (~365 µm od).

Instrument Parts and Supplies

High Sensitivity Detection Cell

The Agilent high sensitivity detection cell – a technological leap which extends sensitivity by an order of magnitude – provides a solution to sensitivity limitations often encountered in CE. This improvement will substantially increase the utility of CE for impurity analysis of chiral drugs, biologicals, and compounds of environmental interest, among others.

The high linear range allows quantification of both <0.1% impurities and the main component in one run. This is useful for all impurity determinations and is especially useful for determining chiral excess.

The high sensitivity detection cell for the Agilent CE system not only improves detection sensitivity more than 10-fold over standard capillaries, but also extends linearity beyond 2000 mAU and provides unsurpassed spectral fidelity. These improvements are a result of a proprietary micromachined design which increases the detection pathlength from 75 µm to 1200 µm while dramatically reducing stray light.

The high sensitivity detection cell has a design comprised of a fused-silica cell body and removable capillaries. The light path through the cell is made from black fused-silica which significantly minimizes stray light and defines the aperture for the diode-array spectrometer. In addition, the reflective interior functions as a "lightpipe," ensuring almost 100% transmission of light which entered the cell. These properties result in enhanced linearity and unsurpassed spectral fidelity with the diode-array detector.

High Sensitivity Detection Cell

Characteristics of the Agilent High Sensitivity Detection Cell

- Up to 10-fold increase in signal-to-noise
- Detector linearity beyond 2000 mAU for accurate quantitative analysis
- Decoupled design allows replaceable capillaries and reduced cost operation
- Special capillary geometry ensures maintenance of peak symmetry
- Full diode-array spectral capabilities
- Design fits all Agilent CE instruments

High Sensitivity Detection Cell

Description	G7100 CE Part No.	G1600 CE Part No.
High sensitivity cell kit Includes detection cell, 75 µm id inlet capillary (72 cm) and outlet capillary (8.5 cm) pair, capillary cassette, fittings (3 fitting screws with seals, 2 fitting caps), cleaning solution, CE Partner CD-ROM	G7100-68723	G1600-68723
CE cell fitting kit Includes 3 fitting screws, 2 fitting caps		G1600-63200
Replacement detection cell		G1600-60027
Cell cleaning fluid, 1 L		5062-8529

Capillary Kits for High Sensitivity Detection Cell

Description	Effective Length (cm)	G1600 CE Part No.
75 µm capillary kit with 8.5 cm outlet	56	G1600-68716
	72	G1600-68715
	88	G1600-68714
PVA coated 75 µm capillary kit with 8.5 cm outlet	56	G1600-68319

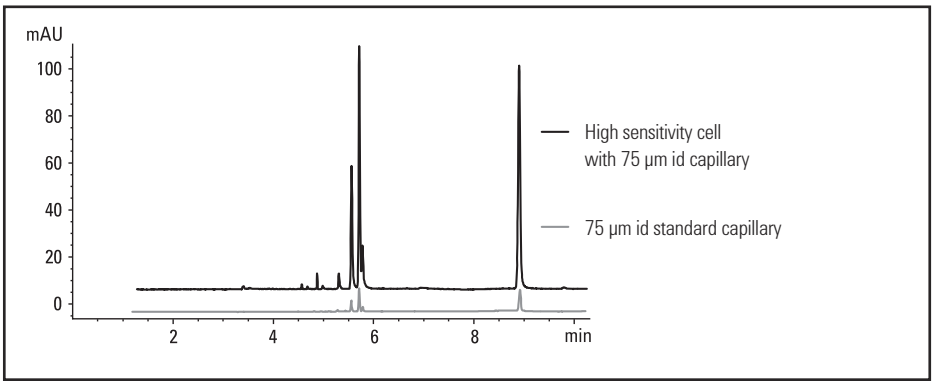

Agilent high sensitivity detection cell vs. 75 µm standard capillary for the CZE separation of naphthalene sulfonic acids

CE/MS Accessories

The CE/MS Adapter Kit simplifies coupling the Agilent CE system with MS systems equipped with an electrospray ionization (ESI) source. Integral to this kit is the CE/MS cassette, which completely thermostats the capillary until it exits the CE system. The cassette offers multiple capillary paths that vary the capillary length. A method development configuration uses online diode array detection and MS. For rapid or routine MS analysis, the detector can be bypassed to decrease the total capillary length and reduce analysis time. The CE/MS adapter kit can be used with the complete Agilent 6000 Series mass spectrometers, or virtually any electospray-MS platform.

The CE/MS cassette completely thermostats the capillary until it exits the CE system. Methods development configuration uses online diode array detection (DAD) and MS. For rapid or routine MS analysis the DAD can be by-passed to decrease the total capillary length and reduce analysis time.

The CE/MS Sprayer Kit includes the electrospray needle and splitter assembly, which allows the direct connection of the CE instrument with Agilent and other electrospray MS systems. The CE/MS Sprayer Kit needs the CE/MS Adapter Kit to fully support CE/MS coupling.

CE with tandem UV-Vis and MS detection allows the analysis of complex mixtures. Analyte mixtures are separated and the components detected via UV-Vis absorption, allowing preliminary identification based on peak elution time and UV-Vis spectra, or both, when compared to a standard. Online coupling to electrospray-ionization mass spectrometry (ESI-MS) then reveals unambiguous information on the solute's molecular weight, and possibly structure.

Interfacing the capillary requires an electospray needle which is not included in this kit but in the CE-ESI-MS Nebulizer Kit. For coupling with non-Agilent MS please contact the MS vendor.

CE/MS Adapter Kit

Description	Part No.
CE/MS Adapter Kit For interfacing the Agilent CE system with a mass spectrometer Includes parts below, which can be ordered separately*	G1603A
CE/MS interface cassette, metallic, for G1600 and G7100 CE	G1600-60013
CE/MS alignment interface for 360 µm od capillaries, nonmetallic, for G1600 CE	G1600-60400
CE/MS alignment interface for 360 µm od capillaries, nonmetallic, for G7100 CE	G7100-60400
Bare fused-silica, 50 µm id, 125 cm long, 2/pk	G1600-67311

*Interfacing the capillary requires an electrospray needle which is not included in this kit

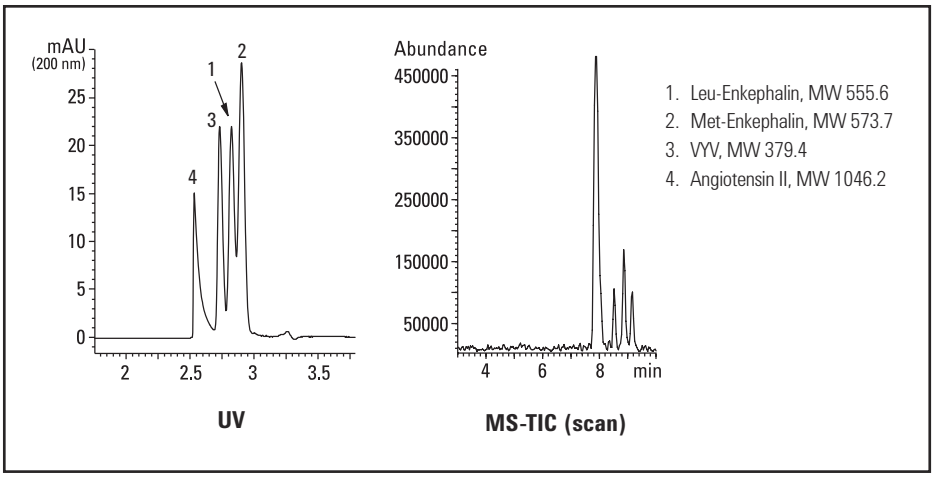

CE/MS of 4-component peptide mixture (210 fmol)

CE/MS Sprayer Kit

Description	Unit	Part No.
CE/MS Sprayer Kit Includes CE/MS test sample (5 g quinine sulfate dihydrate) and the parts listed below		G1607A
ES needle assembly		G1607-60041
CE-ESI sprayer		G1607-60001
Splitter assembly		G1607-60000
PEEK ferrule, 360 µm for CE/MS Sprayer		5022-2141
Nut, finger-tight fitting and ferrule	2/pk	0100-1543
Flex loc element	2/pk	1520-0401
Gasket	1/pk	G1607-20030
Ion kit (ammonium acetate)	5 x 5 mL	8500-4410

CE/MS Capillaries

Description	Color Code	Unit	Part No.
Bare fused-silica, 50 µm id, 125 cm long	Green	2/pk	G1600-67311
Bare fused-silica, 50 µm id, 100 cm long	Green	2/pk	G1600-67312
PVA coated capillary, 50 µm id, 125 cm long	Green	1/pk	G1600-67219
PVA coated capillary, 50 µm id, 100 cm long	Green	1/pk	G1600-67220
PVA coated capillary, 75 µm id, 125 cm long	Blue	1/pk	G1600-67319

CE Standards & Reagents

Premade buffers help eliminate the time-consuming buffer preparation process. All Agilent buffers and reagents are designed to meet the stringent demands of CE. Manufactured under GLP/GMP conditions in ISO 9001 facilities, each is shipped with assay information and verification of purity. Chemicals are all electrophoresis grade, with nearly all ionic and organic impurities removed. Solutions are prepared under Class 10 clean room conditions and prefiltered through 0.2 µm filters to ensure removal of particulates. Superior quality control ensures reproducible results bottle-to-bottle and batch-to-batch.

In addition to a set of kit buffers, which are specially designed for dedicated applications, Agilent offers a series of basic CZE buffers covering a broad pH range. The product portfolio also includes special buffers for protein analysis and for Micellar Electrokinetic Chromatography (MEKC). Cleaning and conditioning solutions complete the offering.

Ultra pure CE water, 5062-8578

Ultra Pure CE Water

Description	Volume (mL)	Part No.
Ultra pure CE water	500	5062-8578

0.1 N sodium hydroxide, 5062-8575

Capillary Conditioning Solutions

Description	Volume (mL)	Part No.
0.1 N sodium hydroxide	250	5062-8575
1.0 N sodium hydroxide	250	5062-8576
0.1 N phosphoric acid	250	5062-8577

50 mM sodium phosphate buffer, pH 2.5, 5062-8571

CZE Buffers for Charged Analytes

Description	Volume (mL)	Part No.
50 mM sodium phosphate buffer, pH 2.5	250	5062-8571
50 mM sodium phosphate buffer, pH 7.0	250	5062-8572
50 mM sodium tetraborate buffer, pH 9.3	250	5062-8573
20 mM sodium tetraborate buffer, pH 9.3	100	8500-6782

CZE Buffers for Proteins

Description	Volume (mL)	Part No.
50 mM phosphate, 0.05% hydroxyethyl cellulose buffer, pH 2.5	250	8500-6786
150 mM phosphate, 200 mM ammonium sulfate buffer, pH 7.0	250	8500-6787

MEKC Buffers for Neutral and Charged Analytes

Description	Volume (mL)	Part No.
50 mM sodium tetraborate, 100 mM sodium dodecyl sulfate buffer, pH 9.3*	250	5062-8574

*Dilute with 50 mM sodium tetraborate, pH 9.3 (P/N 5062-8573) to reduce SDS concentration without affecting the tetraborate composition or pH

Plating Bath Analysis Buffer

Description	Volume (mL)	Part No.
Plating bath analysis buffer	250	5064-8236

µPAGE Buffer Solutions and Oligo Standards

Description	Part No.
µPAGE tris-borate and urea buffer for µPAGE-10, 4 x 237 mL	590-4005
µPAGE tris-borate and urea buffer for µPAGE-3 and µPAGE-5, 4 x 237 mL	590-4001
µPAGE pd$(A)_{25\text{-}30,\ 40\text{-}60}$ oligonucleotide standard for µPAGE-3 and µPAGE-5, 3 x 50 µL	590-4000

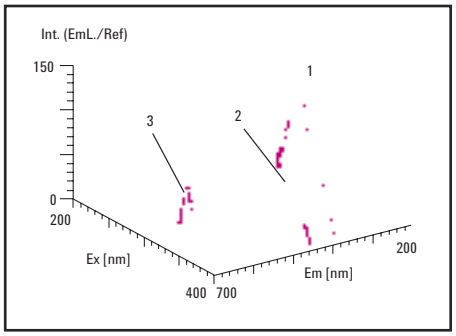

The total fluorimetry spectrum of the 50 mM borate buffer pH 9.2 verifies that the solution is free of fluorescence-active impurities (1 and 2 = Rayleigh stray light of zero and first order, 3 = Raman stray light).

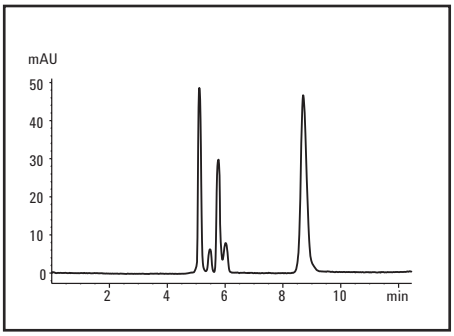

CZE analysis of a peptide mixture using pre-made 50 mM sodium phosphate buffer, pH 2.5

CE System Start-up and Test Kits

CE System Start-up and Test Kits

Chemical test kits and validation packages are available to help comply with regulatory and quality standards. The Installation Qualification (IQ) Chemical Kit and Hardware Start-Up Kits, which are shipped with new instruments, are useful for rapidly verifying system functionality. For rigorous testing, the Operational Qualification (OQ)/Performance Verification (PV) Kit can be used to verify DAD noise, drift, linearity, wavelength accuracy and replenishment functionality. The OQ/PV kit is only part of the validation services available from Agilent Technologies. When implemented by qualified Agilent personnel, our service packages can be used to help validate your Agilent CE system.

CE System Start-up and Test Kits

Description	Part No.
CE Installation Qualification (IQ) Kit Includes buffer (20 mM borate, pH 9.3, 100 mL), test sample (4-(hydroxy)-acetophenone, 2 mL), capillary conditioning solution (0.1 N sodium hydroxide, 100 mL)	5063-6514
CE Operational Qualification Performance Verification (OQ/PV) Chemical Kit Includes buffer (20 mM borate, pH 9.3, 100 mL), test samples (0.1, 0.5, 1.0, and 5.0 mM 4-(hydroxy)-acetophenone, 2 mL ea.), capillary conditioning solution (0.1 N sodium hydroxide, 100 mL), test capillary (L 48.5 cm, I 40 cm, id 50 µm), diskette with methods, sequence, spectral library. **Note:** Method is supported for G1600 only.	5063-6515
CE OQ/PV Chemicals Only Kit Includes buffer (20 mM borate, pH 9.3, 100 mL), test samples (0.1, 0.5, 1.0, and 5.0 mM 4-(hydroxy)-acetophenone, 2 mL)	5063-6520

IQ and OQ/PV test method

Sample:	p-Hydroxyacetophenone
Buffer:	20 mM Borate pH 9.2
Capillary:	I = 40 cm, L = 48.5 cm, 50 µm id
Injection:	250 mbar*s
Voltage:	30 kV
Temperature:	20 °C
Detector:	192/4 nm

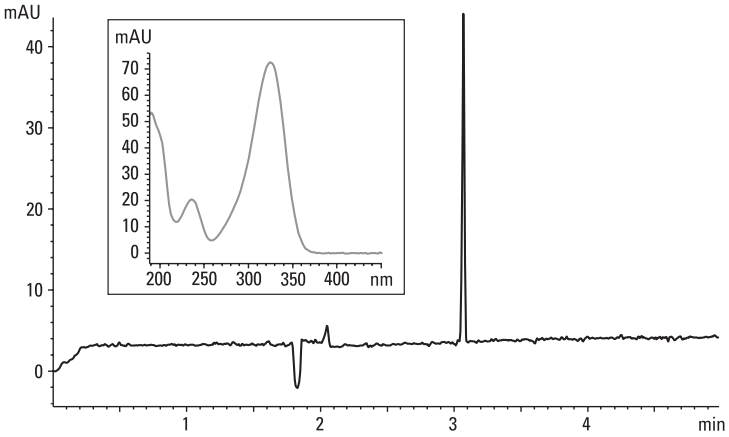

Vials and Caps for CE

Description	Unit	Part No.
Crimp/snap top vial, 1 mL, Polypropylene, crimp/snap top	100/pk	5182-0567
Clear, wide opening crimp/snap top vial, 2 mL	100/pk	5182-9697
Clear, wide opening crimp/snap top glass vial, 2 mL	500/pk	5183-4623
Amber, wide opening crimp/snap top vial, write-on spot, 2 mL	100/pk	5183-4619
Crimp/snap top vial, 250 µL	1000/pk	9301-0978
Snap caps PEO (polyethylene olefin for chemical resistance)	100/pk	5181-1507
Snap caps PEO (polyethylene olefin for chemical resistance)	500/pk	5181-1513
Snap caps PUR (polyurethane for resealing)*	100/pk	5181-1512
Snap caps PUR (polyurethane for resealing)*	500/pk	5042-6491

*PUR caps are recommended to help prevent sample or buffer evaporation even after multiple injections

Snap caps, polyurethane, 5181-1512, 5042-6491

Electrode assembly, standard (for G1600 only), G1600-60007

Electrode O-ring, silicone, 5062-8544

Instrument Supplies

Description	Unit	Part No.
Long life HiS Deuterium lamp (8-pin) with RFID tag		5190-0917
Deuterium lamp		2140-0585
Electrode assembly, standard (for G1600 only)		G1600-60007
Electrode assembly, short (for G1600 only)		G1600-60033
Electrode assembly, standard (for G7100 only)		G7100-60007
Electrode assembly, short (for G7100 only)		G7100-60033
Electrode O-ring, silicone	5/pk	5062-8544
Electrolyte bottle, 500 mL		9300-1748
Electrolyte bottle, 100 mL		5042-6478
Electrolyte bottle cap		9300-1747
Bottle sealing O-ring		0905-1163
Glass filter, solvent inlet, 20 µm		5041-2168
Filter frit adapter, 3 mm	4/pk	5062-8517
Bottle cap plug		G1600-23223
Air filter, 5 µm		3150-0619
Pre-puncher		G1600-67201
Screws for pre-puncher/insulation plate holding	10/pk	G1600-62402

Electrolyte bottle, 500 mL, 9300-1748

Filter frit adapters, 5062-8517

Air filter, 5 µm, 3150-0619

Screws for pre-puncher/insulation plate holding, G1600-62402

Pre-puncher, G1600-67201

Vial rack, 9301-0722

Accessories

Description	Part No.
CE accessory kit Includes electrode tool, screwdriver, fuses, air filter, glass frit, vials and caps alignment interfaces (red and green) standard and 50 µm id capillaries: L 64.5 cm, Standard: L 64.5 cm, Extended Light Path: L 48.5 cm	G7100-68705
Rack for 12 mm, 2 mL vials, holds 50 vials per rack, 5/pk	9301-0722
CE column cutter	5183-4669
Diamond blade replacement kit for CE column cutter	5183-4670
Capillary tubing cutter, 4/pk	5181-8836

CE column cutter, 5183-4669

Window Etching Tool

The window etching tool is designed for fast, convenient and reproducible preparation of detection windows on fused-silica capillaries. The polyimide coating is removed without destroying the inner polymeric coating. The tool contains three glass blocks with fine grooves, precisely controlling the size of the windows.

Description	Part No.
Window etching tool, 3/pk	590-3003

Window etching tool, 590-3003

Troubleshooting

Basic Capillary Electrophoresis Troubleshooting		
Symptom	**Possible Cause**	**Solution(s)**
Unstable Current		
Variable or no current	Air bubble formed in capillary	Flush capillary, ramp voltage to limit initial heating, and/or degas buffers.
	Clogged capillary	Flush capillary with absorbing solution (such as NaOH). A "step" on the baseline should be observed when viewing the online signal at 200 nm. If still plugged, flush manually with syringe or high pressure gas.
	Broken capillary	Replace capillary.
	No or incorrect solution in buffer vials	Fill/change buffer vials.
	Large volume injection	Normal situation. Current should stabilize during analysis.
Unstable Baseline		
Spikes in baseline	Precipitates in buffer	Filter buffer through 0.2 or 0.45 µm filter.
	Micro air bubbles in buffer	Degas buffer by ultrasonication or vacuum.
	Precipitation of sample	Verify that sample components are sufficiently soluble in buffer.
Noisy baseline	Optical slit in capillary interface is occluded	Clean slit with methanol or water. View under magnifier.
	Aging deuterium lamp	Use DAD test to measure lamp output and time-on. Replace if necessary.
	Data acquisition rate too high	Determine peak width and decrease acquisition rate if appropriate.
	Improper reference wavelength	Acquire UV spectrum during analysis. Use lowest wavelength possible without impinging where sample absorbs. Also use wide bandwidth.
	Buffer absorbs at detection wavelength	Use minimally UV-absorbing buffers such as phosphate and borate, especially below 210 nm.
Drifting baseline	Improper capillary alignment	Re-seat capillary cartridge in detector block.
	Unequilibrated temperature	Allow 10-20 minutes for equilibration after opening top cover.
	Lamp recently ignited	Allow 15-30 minutes for equilibration after igniting lamp.

(Continued)

Basic Capillary Electrophoresis Troubleshooting		
Symptom	**Possible Cause**	**Solution(s)**
Poor Peak Efficiency		
Broad peaks	Sample overloading	Decrease sample injection or concentration.
	Excessive Joule heating	Reduce voltage, buffer conductivity, or capillary id.
Skewed peaks	Mismatched sample buffer ion mobilities	Match mobilities or increase difference between buffer and sample conductivity.
	Sample overloading	Decrease sample injection or concentration.
Tailing peaks	Adsorption to capillary wall	Use pH extremes, high buffer concentrations, polymer additives, or coated capillary.
Poor Migration Time Reproducibility		
Adsorption to capillary walls	Changes in EOF caused by buffer (especially phosphates and detergents) or sample adsorption	Condition capillary and allow sufficient equilibration time. Replace capillary.
Hysteresis of wall charge	Caused by conditioning capillary at high (or low) pH and employing a low (or high) pH runnning buffer	Avoid pH differences. Allow sufficient equilibration time.
Changes in buffer composition	pH changes due to electrolysis	Replenish buffer.
	Buffer evaporation	Tightly cap buffer vials and reduce carousel temperature.
	Conditioning solution waste flushed into outlet reservoir	Use separate vial to collect waste.
	Conditioning solution carried over into buffer vial	First dip capillary in separate buffer or water vial.
Buffer reservoirs not level	Generation of laminar flow	Level liquid in reservoirs. If not replenishing buffer, do not use inlet vial for flushing capillary.
Different silanol content of capillary batches	Different wall charge and variations in EOF	Measure EOF and normalize.
Temperature changes	Changes in viscosity and EOF	Use system with capillary thermostatting.

(Continued)

Basic Capillary Electrophoresis Troubleshooting		
Symptom	**Possible Cause**	**Solution(s)**
Poor Peak Area Reproducibility		
Sudden application of high voltage	Heating, thermal expansion of buffer, and expulsion of sample	Ramp separation voltage or inject buffer plug after sample.
Sample evaporation	Increasing sample concentration and peak area	Cap vials and/or reduce temperature of sample carousel.
Instrumental limitations	System rise time significant proportion of injection time	Increase injection time.
Sample carry-over	Extraneous injection	Use capillary with flat, smooth injection end. Remove polyimide from end of capillary.
Zero-injection caused by simply dipping the capillary in the sample	Extraneous injection	Cannot be totally eliminated. Increase injection amount to minimize effect.
Sample adsorption to capillary walls	Distorted peak shape (tailing) Non-eluting sample	Change buffer pH. Increase buffer concentration. Use additive such as cellulose or coated capillary.
Low signal-to-noise ratio	Integration errors	Optimize integration parameters. Increase sample concentration. Use peak height.
Temperature changes of capillary environment	Changes in viscosity and injection amount	Use system with capillary thermostatting.

LC and LC/MS Columns

The largest portfolio of Fast LC columns, and a broad family of phases across all particle sizes for exceptional flexibility and scalability

Whether you are performing conventional or ultra-fast chromatography, separating biomolecules, or analyzing complex basic compounds, you can trust Agilent for the industry's highest-performing columns that deliver the fast, reproducible results you need – all engineered with Agilent's unparalleled quality and reliability.

- **Poroshell 120 columns** – high efficiency and high resolution with up to 50% less pressure than sub-2 µm columns.
- **ZORBAX Rapid Resolution High Definition (RRHD) columns** – 1.8 µm columns feature improved packing processes to achieve stability up to 1200 bar for use with the Agilent 1290 Infinity LC and other UHPLC instruments and are available in more than 14 phases, plus HILIC.
- **ZORBAX Eclipse Plus columns** – C18 and C8 columns deliver superior peak shape, while the phenyl-hexyl bonded phase and C18 bonded phase for PAH separations expand selectivity options for more applications. All Eclipse Plus phases are available in Fast LC/UHPLC RRHD and RRHT columns, 1.8 µm. For scalability, the Eclipse Plus C18 phase is very similar to the Poroshell 120 EC-C18 phase.
- In addition to Poroshell 120 and RRHD columns, **ZORBAX Rapid Resolution High Throughput (RRHT) columns** are a third Fast LC option with over 140 1.8 µm columns choices. RRHT columns are available in 2.1, 3.0 and 4.6 mm ids, all with 600 bar stability.

And remember, when you choose Agilent ZORBAX LC columns, you get more than just a dependable product. You also get over 40 years of expertise – along with unmatched technical support – from the world's largest chromatography supplier. On the web, by phone or in person, Agilent helps you solve the problems that can slow you down and get in the way of your results.

Table of Contents

LC and LC/MS Columns for Small Molecule Separations

HPLC Column Selection **206**

Fast Columns for Reversed-Phase HPLC/UHPLC **227**

Poroshell 120 ..... **228**

ZORBAX Rapid Resolution High Definition 1.8 µm **233**

ZORBAX Rapid Resolution High Throughput 1.8 µm **239**

Agilent UHPLC Guards **246**

Columns for Reversed-Phase Analytical HPLC **247**

ZORBAX Eclipse Plus **248**

ZORBAX Eclipse PAH **254**

ZORBAX Eclipse XDB **256**

ZORBAX 80Å StableBond **264**

ZORBAX Rx **272**

ZORBAX 80Å Extend-C18 ..... **274**

ZORBAX Bonus-RP **278**

ZORBAX Original Reversed-Phase Columns **283**

Kits for Analytical HPLC **284**

Pursuit **287**

Polaris **298**

TC-C18(2) and HC-C18(2) **304**

PLRP-S **306**

Preparative HPLC Columns **311**

Agilent Prep LC Columns **311**

ZORBAX PrepHT **314**

Pursuit and Pursuit XRs Prep **319**

Polaris Prep Columns **321**

Load & Lock **322**

Columns for Other HPLC Techniques **323**

ZORBAX HILIC Plus **324**

Normal-Phase Columns **326**

ZORBAX Ion-Exchange Columns – SAX and SCX **333**

Hi-Plex Columns for Carbohydrate Analysis **335**

Appendices **343**

Quick Guide to USP Designations for HPLC Columns **343**

Oligo Solutions **347**

StratoSpheres DNA Cartridges **347**

TOP, TOP-DNA and TOP-RNA Cartridges **348**

HPLC Column Selection

To use the column selection guide diagram below, simply follow the path for your analyte and mobile phase. At the far right, follow your final column selection to the pages indicated.

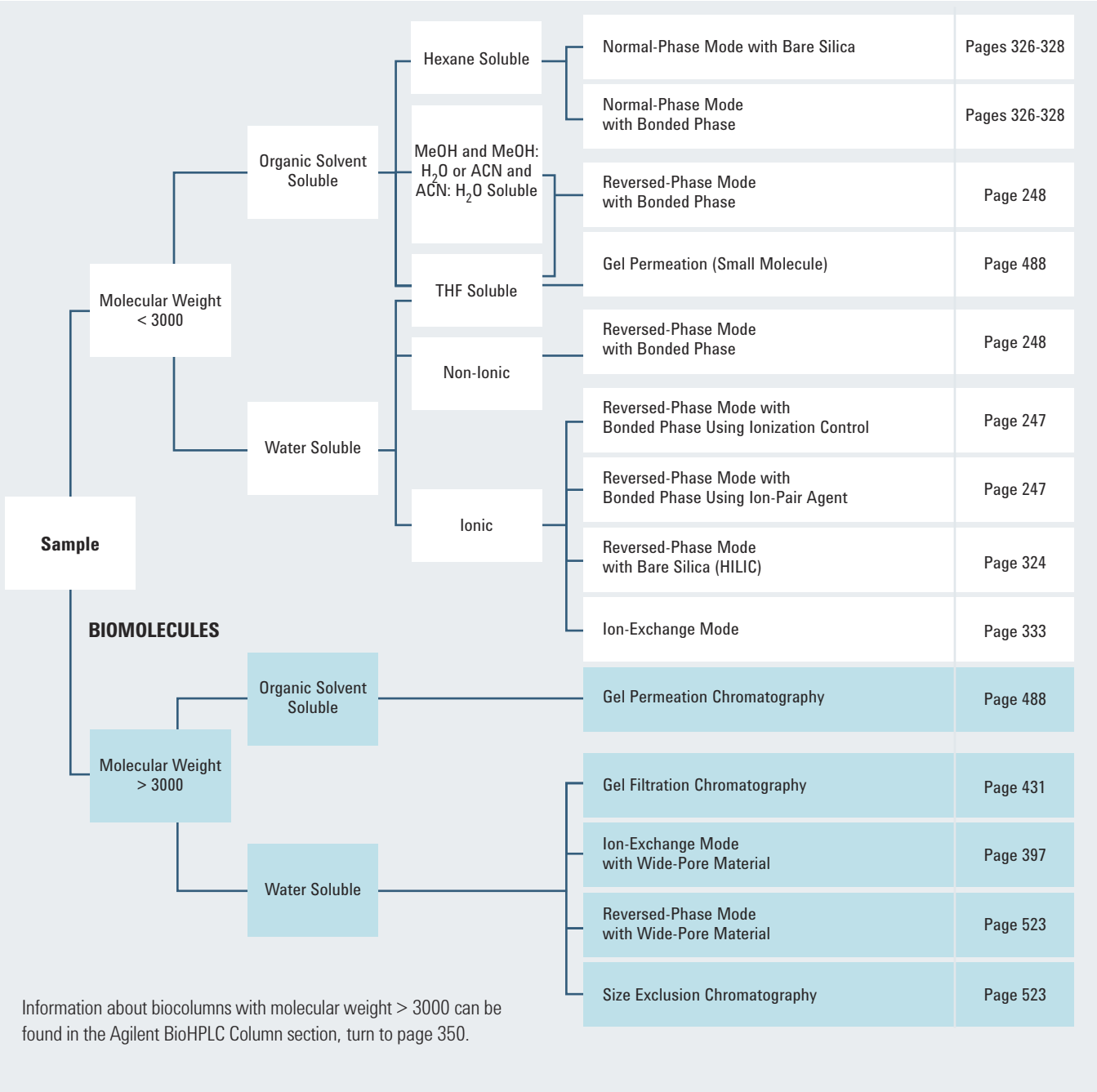

Adapted with permission from "Practical HPLC Methodology and Applications," Brian A. Bidlingmeyer, John Wiley & Sons, Inc., New York, p. 109

Quick Guide to Agilent Reversed-Phase Bonded Phases

ZORBAX RP-HPLC Columns	Recommended Uses and Applications	Page No.
Poroshell 120	• Superficially porous particles for high efficiency at low pressure • Sub-2 µm efficiency with a 2.7 µm particle • Endcapped and non-endcapped C18 and C8 phases, and a variety of other phases, for selectivity optimization • Compatible with 400 bar and 600 bar LC's	228
Eclipse Plus Available in RRHD (1200 bar) and RRHT (600 bar) configurations, 1.8 µm	• Excellent first choice for method development • Long life from pH 2-9 for reliable separations of basic, acidic and neutral compounds • Superior peak shape with basic compounds • High resolution and efficiency with 1.8, 3.5 and 5 µm columns • Rigorous QA/QC testing for greater long-term reproducibility	248
Eclipse XDB Available in RRHD (1200 bar) and RRHT (600 bar) configurations, 1.8 µm	• Four selectivity choices for flexible method development • High performance over a wide pH range (2-9) • Good peak shape for acids, bases and neutrals • Long lifetime with eXtra Dense Bonding and double endcapping • Fast, ultra-fast, and high resolution separations using 1.8 and 3.5 µm columns • Choices from capillary to prep	256
StableBond (SB) Available in RRHD (1200 bar) and RRHT (600 bar) configurations, 1.8 µm	• Basic, acidic, neutral compounds • Exceptional stability at low pH (1-2) • Use of high temperature (up to 90 °C for C18, 80 °C for C8, C3, Phenyl, CN, and Aq) and low pH as an added selectivity tool • Widest selection of bonded phases for different selectivity (C18, C8, C3, CN, Phenyl, Aq) • Uses mobile phases for LC/MS with formic acid, acetic acid, or TFA • Uses mobile phases with TFA for peptide and protein separation • Rapid separations using 1.8 and 3.5 µm columns	264

(Continued)

Information about biocolumns can be found in the section beginning on page 350

Quick Guide to Agilent Reversed-Phase Bonded Phases

ZORBAX RP-HPLC Columns	Recommended Uses and Applications	Page No.
ZORBAX Rx Available in RRHD (1200 bar) and RRHT (600 bar) configurations, 1.8 µm	• General separation of basic, acidic and neutral compounds at low pH with different selectivity than SB columns • Rx-C8 is the same as SB-C8	272
Bonus-RP Available in Fast LC/UHPLC RRHD (1200 bar) and RRHT (600 bar) configurations, 1.8 µm	• Separating basic compounds in higher aqueous mobile phases • General separation of basic, neutral, acidic compounds at mid-range pH or low pH; especially stable at low pH • Separating peptides for different selectivity • Rapid separations using 3.5 µm columns	278
Extend-C18 Available in Fast LC/UHPLC RRHD (1200 bar) and RRHT (600 bar) configurations, 1.8 µm	• Separating basic compounds above their pKa in free base form; separation of basic, acidic, neutral compounds at high pH; up to pH 11.5 • Uses ammonium hydroxide as mobile phase additive with LC/MS with small molecules or peptides • Separating at high, mid-range and low pH for selectivity changes • Rapid separations using 3.5 µm columns	274
Original ZORBAX Columns	**Recommended Uses and Applications**	**Page No.**
ZORBAX	• General separation of basic, acidic, neutral compounds at low pH with different selectivity than SB columns; higher number of active silanols than SB • "Mixed mode" separation at more neutral pH values • Available in ODS, C8, CN and ODS "Classic" (non-endcapped)	283

TIPS & TOOLS

The LC Handbook: Guide to LC Columns and Method Development

This handy guide makes it easy to choose the right LC column, and contains plenty of tips and tricks to make your job easier and more productive (publication # 5990-7595EN).

Request a copy or download a mobile copy at www.agilent.com/chem/lchandbook

Quick Guide to Additional Agilent Reversed-Phase Columns

Pursuit Family	Recommended Uses and Applications	Page No.
Pursuit HPLC	• Full range of phases, including C18 and C8 • Diphenyl utilizes strong dipole-dipole hydrogen bonding and pi-pi mechanisms for different selectivity with aromatic compounds • PFP provides excellent separation of polar (halogenated) analytes and positional isomers under standard reversed-phase conditions	287
Pursuit XRs and Pursuit XRs Ultra	• Offer larger surface area and smaller pore size, in complementary phases to Pursuit family • Ultra offers stability to 600 bar, due to special hardware and loading	287
Polaris Family	**Recommended Uses and Applications**	**Page No.**
C18-A and C8-A Available in 3.0, 5.0, and 10 µm (C18-A only)	• C18-A and C8-A offer alternate selectivities for general polar applications • Designed with hydrogen-bond-accepting endcapping	298
Amide-C18 Available in 3.0 and 5.0 µm	• Subtle alternative selectivity due to the absence of steric protection • Utilize an embedded amide, similar to ZORBAX Bonus-RP	298
C18-Ether and C8-Ether Available in 3.0 and 5.0 µm	• Endcapped with an ether group to create a more polar surface for selectivity variation	298
Other Agilent Columns	**Recommended Uses and Applications**	**Page No.**
TC-C18(2) Available in 5 µm	• An excellent choice for mixtures of polar and non-polar compounds, including strong basic compounds	304
HC-C18(2) Available in 5 µm	• High-value, highly retentive option • Carbon load of 17% • Superior peak shape for basic compounds	304

ZORBAX Reversed-Phase HPLC Column Selection Flow Chart

For small and large molecules

Most chromatographers use reversed-phase HPLC as one of their key analysis techniques. Reversed-phase HPLC can be used to analyze ionic and nonionic analytes. Therefore this ZORBAX Column Selection Flow Chart will focus on reversed-phase columns. To more easily select a reversed-phase column for method development of small and large molecules, follow the outline on these pages.

This flow chart provides information on choosing an initial column for method development of small molecule and protein and peptide samples, and includes decisions on bonded phase and column configuration.

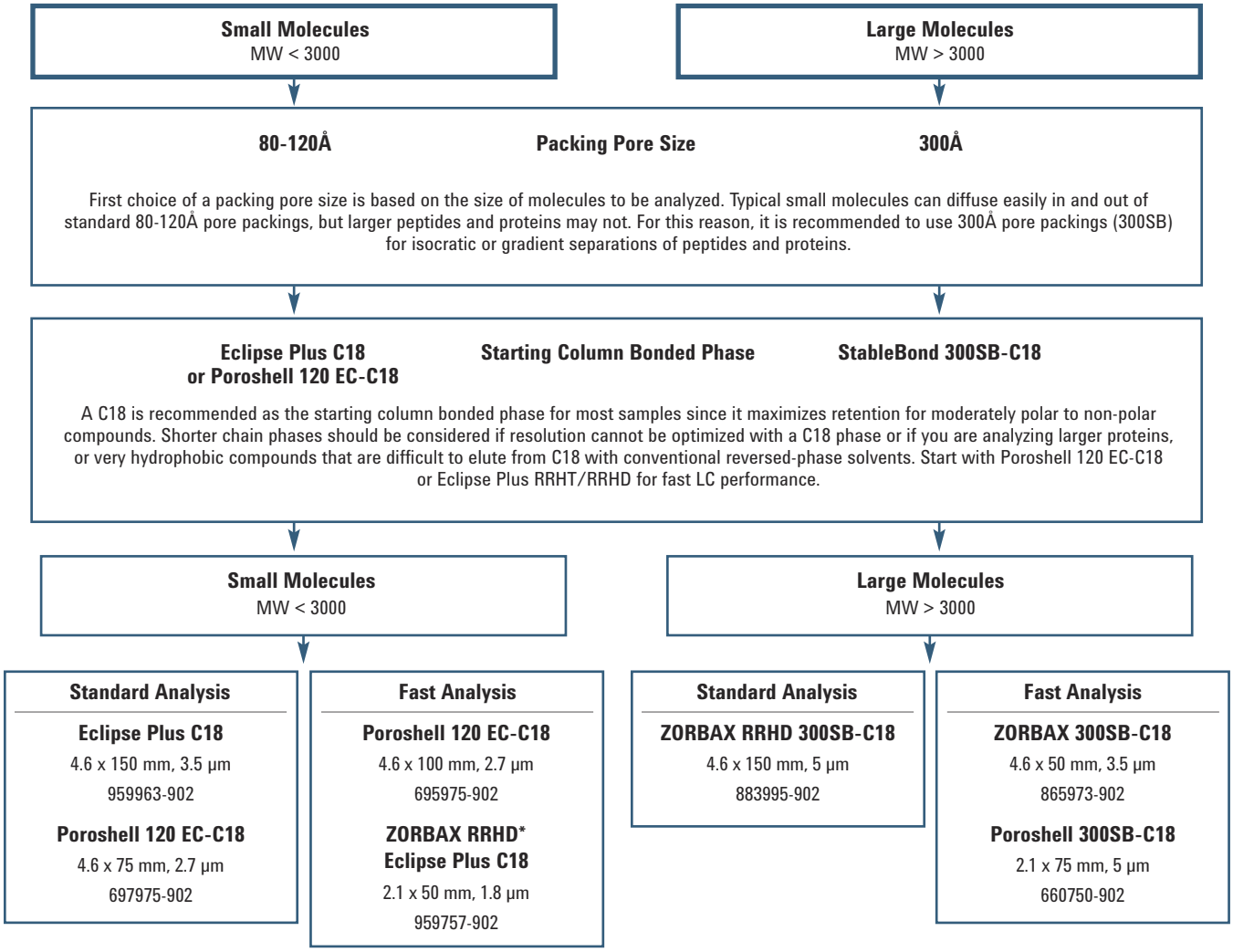

* First choice for use on the 1290 Infinity LC or other UHPLC instruments with 1000+ bar pressure limit.

Information about biocolumns can be found in the section beginning on page 350

Column and Mobile Phase Guidelines: Reversed-Phase

HPLC columns consist of two parts: the column chemistry and hardware. For the proper column chemistry, consult the catalog section for each type of bonded phase. For choosing column hardware and particle sizes, consult the section on column sizes and rapid separations, including Agilent ZORBAX Rapid Resolution HT, Solvent Saver, Capillary and PrepHT columns.

ZORBAX Rapid Resolution
High Throughput (RRHT) Columns

Pore Size Selection

Choose a column packing with small pore (60-120Å) if the solute molecular weight is less than about 3000. Otherwise, use column packing with the 300Å pore size.

Particle Size Selection

The typical particle size for HPLC columns is 5 µm with 3.5 µm and smaller, now common in method development. If high-speed analyses or higher resolution analyses are required, packing with 1.8 µm and 2-3 µm particles can be used. Shorter columns with these particles can produce faster high-resolution separations, with the 1.8 µm particle size providing the highest efficiency and 2.7 µm superficially porous providing similar results. With 1.8, 2.7, 3.5 and 5 µm particle sizes to choose from, start with the smallest particle size for your HPLC or UHPLC – 400 bar, 600 bar, or 1200 bar – to achieve the best results.

Column Configuration

Choosing the best column size for method development has changed dramatically in the past few years. Smaller 3.0 mm id or 2.1 mm id columns are now used more than 4.6 mm id to lower solvent use and achieve compatibility with MS detectors. And shorter 50, 75 and 100 mm long columns can be a great starting choice, with longer columns used only when more resolution is needed or when 3.5 and 5 µm particle sizes are used.

TIPS & TOOLS

Need help selecting the right LC column for your method?
Try the Navigator: A selection tool for LC columns and sample prep.
Look for it online and via your mobile device at **http://navigator.chem.agilent.com**

Silica, Polymers, and Bonded Phase

Base Material

The base material for an LC column is most often high purity silica material with totally porous particles such as that used in most Agilent columns, including ZORBAX, Pursuit, and Polaris. However, more choices are available, including polymer material with high pH stability used in PLRP-S columns and superficially porous silica particles such as those used in Poroshell 120 columns. The high purity Type B silicas, including the ZORBAX Rx-Sil used in ZORBAX Eclipse Plus, and superficially porous Poroshell 120, are an excellent first choice for most methods. Type A silicas, such as ZORBAX SIL, used in Original ZORBAX columns, are still manufactured and used in many methods.

Bonded Phase

A good first choice for bonded phase is C18 or C8, and the recommended starting column choices are Eclipse Plus C18 or Poroshell 120 EC-C18. These two choices provide excellent peak shape and can be used over the pH range 2-9, accommodating most typical LC and LC/MS mobile phases. If the sample solutes of interest are not adequately separated on these columns, CN and Phenyl columns – including Phenyl, Phenyl-Hexyl and Diphenyl – may offer significant differences in selectivity from straight-chain alkyl phases to effect the separation.

In general, larger solutes, such as proteins, are best separated on short-chain reversed-phase columns (C3, CN, C8) and peptides and small molecules are separated on longer-chain columns (C18). However, there are many cases where this conventional wisdom does not apply. For example, peptides can also be effectively separated using short-chain columns, and hydrophobic peptides can show better recovery on longer-chain phases. Therefore, it is best to initially select a phase in the middle of the hydrophobic spectrum (e.g., C8), then change to a more hydrophobic phase or more hydrophilic phase depending on initial results and solubility properties of your sample.

Polymers

When a column is needed that can operate at very low and very high pH, polymeric packings provide an alternative to silica-based materials. Polymeric particles are good for small-scale chromatography, particularly LC/MS, as they are chemically stable and do not leach soluble or particulate species. Reversed-phase spherical polymeric packings used in Agilent PLRP-S columns, for example, are based on a styrene/divinylbenzene copolymer with an inherently hydrophobic surface. No bonded phase is required for reversed-phase chromatography with polymeric particles. These rigid macroporous particles can be coated and derivatized to give a range of functionalities, including weak and strong cation and anion exchangers.

pH and Mobile Phase

The choice of mobile phase for a reversed-phase system starts with selecting the organic modifier. Acetonitrile is the most commonly used organic modifier. However, selectivity differences and sample retention will vary significantly among mobile phases containing acetonitrile, methanol, and tetrahydrofuran (THF). Sample solubility is likely to differ in such solvents and dictate use of a specific solvent or solvents. UV detection at certain wavelengths is not possible with certain modifiers (e.g., methanol at 200 nm).

Both pH and ionic strength of the aqueous portion of mobile phases are important parameters in developing rugged methods that are not sensitive to small variations in conditions. With ionic compounds, retention of typical species shows significant changes with pH. It is very important to control pH in such reversed-phase systems to stabilize retention and resolution. A pH between 2 and 4 generally provides the most stable conditions for retention vs. small changes in pH, and this pH is recommended for starting method development for most samples, including basic compounds and typical weak acids.

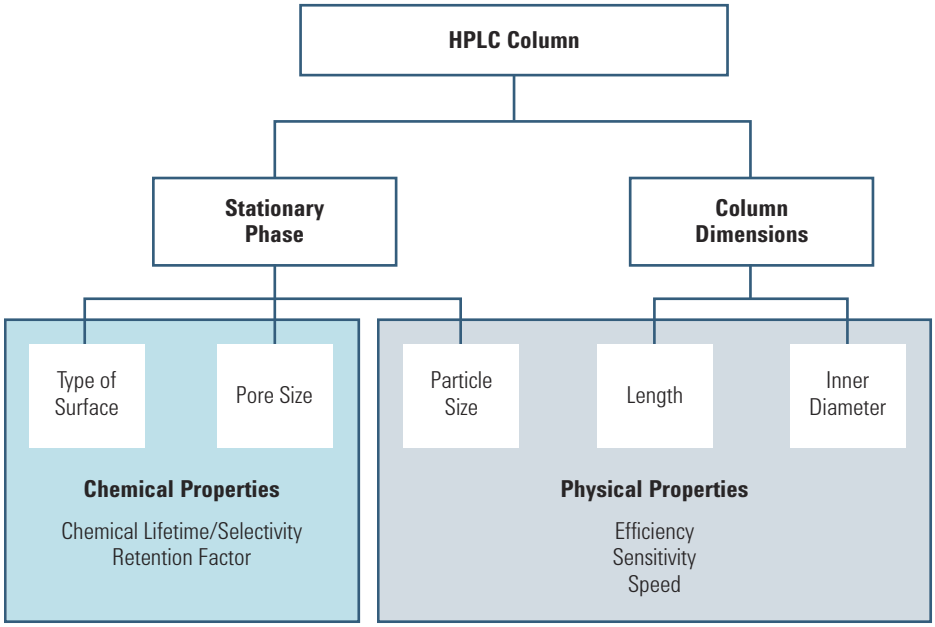

Working with LC/MS

When choosing HPLC columns for LC/MS, chromatographers often need to consider several aspects of their method and separation, typically including resolution, flow rate, and stationary phase choice. Often, for relatively simple analytes, shorter high resolution columns are the best choice. These columns allow for high throughput while maintaining high separation efficiency. Narrow bore Rapid Resolution High Definition (RRHD) for separations (> 600 bar) and Poroshell 120 columns (< 600 bar) offer high resolution even in shorter columns dimensions. For more difficult samples, users should seek longer column lengths.

Since many LC/MS analyses are run at lower flow rates (typically from µL/min flow rates up to 1 mL/min), moving to smaller internal diameter columns is the best choice for the user. Agilent's Solvent Saver (3.0 mm id) and narrow bore (2.1 mm id) will often result in lower solvent usage for the method, and are excellent options for high resolution and higher sensitivity than the larger id columns.

Most often, the best bonded phase choice is an endcapped C18 phase. Eclipse Plus C18 is a high performance endcapped C18 phase available in sub-2 µm RRHD and RRHT column formats. For fast high-throughput separations with LC/MS, Poroshell 120 EC-C18 is an excellent choice. Poroshell has a larger frit, so it's well suited for dirtier LC/MS samples, such as blood plasma, which may often clog columns with smaller porosity frits.

Both Eclipse Plus C18 and Poroshell 120 EC-C18 phases are stable over a wide pH range and are compatible with the volatile buffers such as acetic and formic acids.

TIPS & TOOLS

LC Flow Rate Calculator App

This FREE Smartphone app lets you quickly adjust your flow rate to accommodate other method changes.

Download at **www.agilent.com/chem/lcapp**

Transferring your method to a high efficiency column

High efficiency columns for UHPLC/Fast LC will help you increase your analytical speed and resolution. Depending on the instrument configuration you are using, you may need to make a few adjustments to get the most from these columns.

Because of their high efficiency, very narrow peaks elute from higher efficiency columns quickly. While modern HPLC instrumentation and data systems are able to capture the benefits of these particles, attention to instrumental configuration is important to get the best results.

Steps to transfer your method:

Check the specifications that came with your instrument – Your instrument may already be configured appropriately for high efficiency columns. If not, then continue.

Optimize the data collection rate for LC and LC/MS (at least 40 Hz detector with fast response time for UV) – Set the detector to the fastest setting, then to the second fastest setting and evaluate if the resolution is different.

Use a semi-micro or micro-flow cell – Smaller volume flow cells such as the semi-micro (6 mm/5 µL) or micro (3 mm/2 µL) are recommended for best performance. There are newer cartridge flow cells (e.g. the Ultra Low-Dispersion Max-Light Ultra Flow Cell, P/N G4212-60007) designed to optimize UHPLC instrument performance.

TIPS & TOOLS

For the Agilent 1290 Infinity LC, in situations requiring extremely low dead volumes, use the ultra-low dispersion kit, which includes an ultra-low dispersion flow cell and 0.08 mm id capillaries.

Minimize tubing volume in the instrument – Use Red (0.12 mm id) tubing instead of Green (0.17 mm id) as it has only half of the volume that the sample has to travel through. This cuts down extra column band broadening. Ensure that your connections are as short as possible. The key locations to check are:

- The autosampler needle seat
- The autosampler to the Thermostatted Column Compartment – or 'TCC'
- The TCC to the column
- The column to the flow cell, including the internal diameter of the integral flow cell inlet capillary

All of these specific capillaries can be ordered individually from Agilent, in the lengths you need, and for your instrument.

Turn to pages 36-39.

Scale your gradient profile and injection volume – If using gradient elution, scale the gradient profile and injection volume to the new smaller column to quickly transfer the method and avoid overloading. For isocratic and gradient elution, make sure that you scale the injection volume to match the overall column volume.

Minimize injection sample dispersion in the column – Use an injection solvent with solvent strength that is equivalent to or weaker than the mobile phase, especially when using an isocratic method. This is good practice in general for any column, and more important with high efficiency columns.

TIPS & TOOLS

See a video that takes you through these steps at
www.agilent.com/chem/poroshell120video

Also, check out the LC Method Translator Tool at
www.agilent.com/chem/lcmethodtranslator

Take care to make proper connections – Agilent recommends Swagelok fittings with front and back ferrules, which give best sealing performance throughout our LC system (use this on the instrument connections, i.e. valves, heaters, etc). Polyketone fittings are highly recommended for up to 600 bar. Use this fitting (P/N 5042-8957) on column connections with Poroshell 120. For RRHD columns, use Agilent's removable 1200 bar fitting (P/N 5067-4733).

Optimize your flow rate – For Poroshell 120, if you're using a 2.1 mm id, the suggested starting flow rate is 0.42 mL/min; for 3.0 mm id Poroshell 120 columns, we suggest starting at 0.85 mL/min, and for 4.6 mm id, we suggest starting at 1.5 - 2 mL/min.

1200 bar removable fitting (SV), 5067-4733

Fast analysis of cefepime and related impurities

Column:	**Poroshell 120 EC-C18 697975-902 4.6 x 75 mm, 2.7 µm**
Instrument:	Agilent 1200 Infinity Series Rapid Resolution LC System
Detector:	DAD, 254 nm

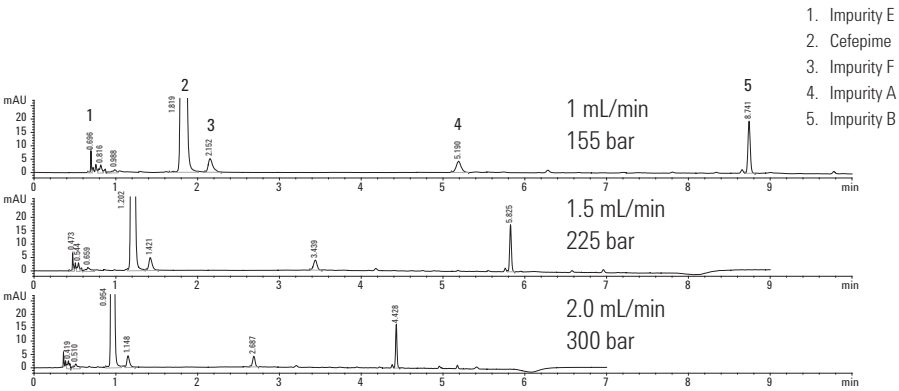

VHP FITTINGS

Agilent's 1200 bar removable fitting (for 1/16 in od capillaries) consists of a stainless steel screw, an internal stainless steel ferrule and a front ferrule in PEEK. The fitting can be used throughout the flow path, but because it can be re-used without losing tightness, it is especially suitable for the connection between the heat exchanger and the column. This new and improved fitting replaces the standard stainless steel Swagelok fitting which was not removable. The Very High Pressure (VHP) fitting is available in three sizes – short (P/N 5067-4733), long (P/N 5067-4738) and extra long (P/N 5067-4739). The short fitting is the one that is most commonly used, and will be appropriate 90% of the time. In some cases, if using columns with longer nuts, a longer fitting will be needed.

Agilent LC Columns Overview: Small Molecules

Start with Poroshell 120 for Fast LC performance on any HPLC – phases align with ZORBAX family.

Poroshell 120

Up to 50% less pressure than sub-2 µm; a total lab productivity enhancer

1.7 µm solid core; 0.5 µm porous outer layer for a 2.7 µm particle, id's: 4.6 mm, 3.0 mm, 2.1 mm, Lengths: 30-150 mm.

New phases coming soon! Check **www.agilent.com/chem/poroshell120**

Compatible with HPLC and UHPLC instruments. Suitable for analysis of acids, bases, and neutrals. Also great for peptide mapping.

Poroshell 120 is for any lab looking for increased analytical speed and resolution with less backpressure.

Poroshell 120 SB-C18 (USP L1), SB-C8
Carbon Load: SB-C18 - 7.5%, SB-C8 - 4.5%

Poroshell 120 EC-C18 (USP L1), EC-C8** (USP L1), Phenyl-Hexyl (USP L11)**
Carbon Load: Phenyl-Hexyl - 8%

Poroshell 120 EC-CN (USP L10)

****Best Phase for Method Development**

ZORBAX Family

ZORBAX Eclipse Plus**

RRHD: 1.8 µm, stable to 1200 bar;
RRHT: 1.8 µm, 600 bar
Lengths: 30-250 mm
IDs: 4.6 mm, 3.0 mm, 2.1 mm, 1.0 mm; Prep

C18 (USP L1),
C8 (USP L7),
Phenyl-Hexyl (USP L11),
PAH (USP L1)

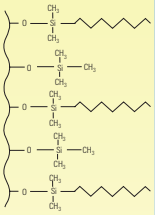

High performance and excellent peak shape with acids, bases and neutrals.

Sample Applications
Environmental: EPA Method 1694, Illicit and prescribed drugs in wastewater
Food Safety: Quinolone antibiotics
Pharmaceutical: Chloramphenicol, Simvastatin, Chrysophenol (TCM), amphetamine, ranitidine

Double Endcapped (except PAH, which is not endcapped)
Temp limit: 60 °C
Pore size: 95Å
Surface area: 160 m^2/g

Particle sizes: 1.8, 3.5, 5 µm
pH: 2.0-9.0 for C18, C8; 2.0-8.0 for PAH, Phenyl-Hexyl
Carbon load: C18: 9%; C8: 7%; Phenyl-Hexyl: 9% ; PAH: 14%

Best all around – exceptional peak shape, efficiency, resolution, and lifetime

ZORBAX StableBond

RRHD: 1.8 µm, stable to 1200 bar;
RRHT: 1.8 µm, 600 bar
Lengths: 20-250 mm
IDs: 4.6 mm , 3.0 mm, 2.1 mm, 1.0 mm;
Prep, Capillary (C18)

SB-C18 (USP L1),
SB-C8 (USP L7),
SB-C3 (USP L56),
SB-Phenyl (USP L11),
SB-CN (USP L10),
SB-Aq

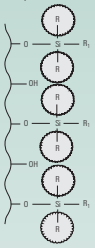

High performance with acids, bases, and neutrals with superior lifetime at low pH.

Sample Applications
Chemical/Industrial: Triton
Environmental: Organic acids, pesticides in drinking water
Food Safety: Anthocyanine, parabenes, melamine
Pharmaceutical: Analgesics, anesthetics, traditional Chinese medicine

Non-Endcapped
Temp limit: 80 °C (90 °C for SB-C18)
Pore size: 80Å
Surface area: 180 m^2/g
Particle sizes: 1.8, 3.5, 5, 7 µm

pH: 1.0-8.0 (0.8-8.0 for SB-C18)
Carbon Load: C18: 10%; C8: 5.5%; C3: 4%; Phenyl: 5.5%; CN: 4%, Aq: Proprietary

Best for low pH mobile phases – great for method development

ZORBAX Eclipse XDB

RRHD: 1.8 µm, stable to 1200 bar;
RRHT: 1.8 µm, 600 bar
Lengths: 15-250 mm
IDs: 4.6 mm, 3.0 mm, 2.1 mm, 1.0 mm;
Capillary and Prep

C18 (USP L1),
C8 (USP L7),
Phenyl (USP L11),
CN (USP L10)

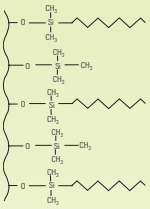

Good peak shape for basic, acidic, and neutral compounds with high performance over a wide pH range (pH 2-9). eXtra Dense Bonding and double endcapping help give this column a long lifetime.

Sample Applications
Environmental: Herbicides/pesticides, steroids in water
Food Safety: Food colors, aromatic flavorings, mycotoxins, epoxyphenolic-based can coatings
Pharmaceutical: Goldenseal and related alkaloids, antidepressants, triamcinolone

Double Endcapped
Temp limit: 60 °C
Pore size: 80Å
Surface area: 180 m^2/g
Particle sizes: 1.8, 3.5, 5, 7 µm

pH: 2.0-9.0 (2.0-8.0 for CN)
Carbon load: C18: 10%; C8: 7.6%; Phenyl: 7.2%; CN: 4.3%

High performance over a wide pH range

Pursuit/ Pursuit XRs

Lengths: 30-250 mm
IDs: 2.0 mm, 3.0 mm, 4.6 mm; Prep

C18 (USP L1), **C8** (USP L7), **Diphenyl** (USP L11), **PFP** (USP L43), **PAH** (USP L1), **Si** (USP L3)

Pursuit XRs offers higher loadability and Pursuit XRs Ultra is loaded for higher pressure stability.

Endcapped (except Pursuit XRs Si)
Pore Size: 200Å (Pursuit), 100Å (Pursuit XRs)
Surface area: 200 m^2/g (Pursuit); 440 m^2/g (Pursuit XRs)
Particle Sizes: 3, 5, 10 µm

pH: 2.0-9.0
Carbon Load: Pursuit C18: 12.9%; Pursuit C8: 7.4%; Pursuit Diphenyl: 7.3%; PFP: 6.3%; XRs C18: 22%; XRs Ultra C18: 23.3%; XRs Ultra C8: 15%; XRs Ultra Diphenyl: 14.6%

Reliable Selectivity Alternatives

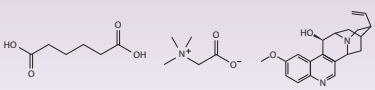

Endcapped: EC-C18, EC-C8, Phenyl-Hexyl, Bonus-RP (triple), EC-CN
Non-endcapped: SB-C18, SB-C8 and SB-Aq
Temp Limit: 60 °C (EC-C18, EC-C8, Phenyl-Hexyl, Bonus-RP); 80 °C (SB-C8, SB-Aq); 90 °C (SB-C18)
Pore Size: 120Å ; Surface Area: 130 m^2/g; pH: 2.0-8.0 (EC-C18, EC-C8, Phenyl-Hexyl); 1.0-8.0 (SB-C18, SB-C8, SB-Aq); 2.0-9.0 (Bonus-RP); Carbon Load: 8% (EC-C18); 7% (EC-C8)

Poroshell 120 Bonus-RP (USP L60)
Carbon Load - 7.5%

Poroshell 120 SB-AQ
Carbon Load: Proprietary

POLAR Compounds

ZORBAX Extend-C18

RRHD: 1.8 µm, stable to 1200 bar;
RRHT: 1.8 µm, 600 bar
Lengths: 20-250 mm
IDs: 4.6 mm, 3.0 mm, 2.1 mm, 1.0 mm

C18 (USP L1)

High efficiency and long life at high pH – up to pH 11.5. Improve retention, resolution and peak shape of basic compounds. High sensitivity for LC/MS separations of peptides. Unique bidendate bonding and double endcapping provides high pH stability.

Sample Applications
Environmental: EPA 8330 (explosives)
Food Safety: Aflatoxins, mycotoxins
Pharmaceutical: Antihistamines, xanthines

Double-Endcapped
Temp limit: 60 °C
Pore Size: 80Å
Surface area: 180 m^2/g
Particle sizes: 1.8, 3.5, 5 µm
pH: 2.0-11.5
Carbon load: 12.5%

A good option for separations at high pH

ZORBAX Bonus-RP

RRHD: 1.8 µm, stable to 1200 bar;
RRHT: 1.8 µm, 600 bar
Lengths: 30-250 mm
IDs: 4.6 mm, 3.0 mm, 2.1 mm, 1.0 mm; Prep

Bonus-RP (USP-L60)

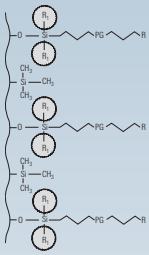

Polar-embedded to improve peak shapes; for basic compounds at low and mid pH.

Sample Applications
Environmental: Triazine pesticides
Food Safety: Hydroxymethylfurfural
Pharmaceutical: Antifungal medications, anorectics, ulcer medications

Triple-Endcapped
Temp limit: 60 °C
Pore size: 80Å
Surface area: 180 m^2/g
Particle sizes: 1.8, 3.5, 5 µm
pH: 2.0-9.0
Carbon load: 9.5%

Alternative selectivity to alkyl, phenyl, cyano phases

SB-AQ

RRHD: 1.8 µm stable to 1200 bar;
RRHT: 1.8 µm, 600 bar
Lengths: 20 - 250 mm
IDs: 4.6 mm, 3.0 mm, 2.1 mm; Prep

ZORBAX SB-Aq

Proprietary phase ideal for polar compounds and high aqueous conditions.

Sample Applications
Environmental: Pesticides in drinking water
Food Safety: Pesticides in food
Pharmaceutical: Water-soluble vitamins

See ZORBAX StableBond for specification and structure.

Exceptional lifetime at low pH – no endcapping

Polaris

Lengths: 30-250 mm, (available in 3 µm and 5 µm particles)
IDs: 2.0 mm, 3.0 mm, 4.6 mm; Prep

C18-A (USP L1), **C8-A** (USP L7), **C18-Ether** (USP L1), **C8-Ether** (USP L7), **Amide-C18** (USP L60), **NH2** (USP L8), **Si-A** (USP L3)

Hydrogen-bond accepting and ether group endcapping provide alternate selectivities.

Sample Applications
Environmental: Triazine pesticides
Food Safety: Hydroxymethylfurfural
Pharmaceutical: Antifungal medications, anorectics, ulcer medications

Endcapped
Pore size: 180Å
Surface Area: 200 m^2/g
Particle Sizes: 3, 5, 10 µm
pH: 2.0-9.0
Carbon load: Polaris C18-A: 13.8%; Polaris C8-A: 7.4%; Polaris C18-Ether: 12.1%; Polaris C8-Ether: 7.1%

More options for Polar Compounds

Looking for a HILIC column?

HILIC Plus is a HILIC column based on Eclipse Plus silica for excellent peak shapes

Poroshell 120 HILIC: 2.7 µm, stable to 600 bar

Non-bonded silica
Pore size: 95Å (120Å, Poroshell 120)
Surface Area: 160 m^2/g(130 m^2/g for Poroshell 120)
Particle Sizes: 1.8, 2.7, 3.5 µm
pH: 0-8.0

RRHD: 1.8 µm, stable to 1200 bar
Lengths: 50, 100, 150 mm
IDs: 4.6 mm (3.5 µm only), 3.0 mm, 2.1 mm

High sensitivity for LC/MS applications and recommended for EPA 1694.

Information about biocolumns can be found in the section beginning on page 350

Method Development from pH 1-12

Start method development at low pH (pH 2-3)

With so many column choices available, how do you know where to start your method development? The recommended starting point for method development is using a buffered low pH mobile phase – around pH 2-3. Using a low pH mobile phase most often results in the best peak shape for basic compounds on silica-based columns. At low pH, the silanols on the silica are fully protonated so positively charged basic compounds do not interact strongly. The result is good peak shape. Many acidic compounds are non-charged, maximizing their retention at low pH. These observations are key advantages to method development at low pH.

For standard analytical work, start method development with acetonitrile as the mobile phase organic modifier and 20-50 mM phosphate buffer (pH 2-3) as the aqueous component for non-LC/MS applications. These conditions provide good pH control, necessary for the most reproducible analyses of ionizable compounds. For LC/MS applications formic acid or TFA are good mobile phase additives for low pH.

Optimize solvents and bonded phases at low pH

The initial method development steps may lead very quickly to a satisfactory separation. But if more optimization is needed, acetonitrile can be replaced with methanol or tetrahydrofuran and the separation re-optimized. This step may lead to a satisfactory solution, but if still more selectivity optimization is needed, the column bonded phase can be changed.

At low pH there are many bonded phase choices available for optimization. These include the Eclipse Plus phases as well as the Eclipse XDB family with C18, C8, Phenyl and CN. Alternate choices include five different StableBond bonded phases: SB-C18, SB-C8, SB-Phenyl, SB-CN, and SB-C3. For polar analytes, try Bonus-RP, SB-Aq or the Polaris family, including C18-A, C8-A, C18-Ether and Amide-C18 phases.

It may be necessary at low pH to improve the retention of acidic compounds. For these situations, lower the pH even further, down to pH 1-2, and use StableBond columns. These columns provide the greatest stability at very low pH and provide many selectivity options for achieving the highest resolution separations.

TIPS & TOOLS

LC Method Translator

Use this online tool to quickly factor in changes to column length, diameter, flow rate, and more – and to calculate method adjustments. This is particularly useful for gradient methods.

To download, go to **www.agilent.com/chem/lcmethodtranslator**

Choose Agilent ZORBAX Eclipse Plus or Poroshell 120 for method development at mid pH (pH 4-9)

There are some samples that may not be resolved at low pH or may have better solubility and stability at mid pH. The Eclipse Plus C18 and Poroshell 120 EC-C18 columns can be used at the mid pH range for method development. The Eclipse Plus column is stable to pH 9 so it is equally reliable at mid pH. These double endcapped columns have two key advantages – good peak shape at low and mid pH, as well as sufficient bonded phase density to protect the column from silica degradation from pH 6-9.

At mid pH, basic compounds (e.g., amines) may still have a positive charge and the silanols on the silica surface may have a negative charge. Therefore covering as many silanols as possible leads to the best peak shape at mid pH. This makes the Eclipse Plus C18 the best starting choice for a column at mid pH. Phosphate buffer is usually the first choice for mobile phase modifier at pH 7 because its buffer range is pH 6.1-8.1. A second choice for mid pH is acetate buffer since it buffers from pH 3.8-5.8 and its volatility makes it a good choice for LC/MS compatibility.

Choose Agilent ZORBAX Extend-C18 columns for method development at high pH (pH 9-12)

At low or mid pH, some separations of basic compounds may still not have enough retention or the desired selectivity. For these samples, high pH separations may be appropriate. Until recently, high pH separations on silica-based columns were avoided because of short column lifetimes, due to dissolution of the underlying silica gel. Special bonded phases such as the ZORBAX Extend-C18, can protect the silica from dissolution, so that a reasonable column lifetime can be achieved and the selectivity advantages of high pH can be explored.

The mobile phase buffer choices at high pH with the Extend-C18 column are organic buffers like triethylamine and ammonium hydroxide. These buffers are best used with methanol as the organic modifier to extend the column lifetime at high pH. This is another good option to consider when working with high pH and PLRP-S columns, which are made from a polymeric material.

EASY, RELIABLE PH TESTING

Agilent offers a full line of pH meters and electrodes. Designed for chromatographers, these pH meters offer intuitive user design and exceptional ruggedness for your lab. Learn more at **www.agilent.com/chem/AgilentpH**

Method Development Guidelines from Low to High pH

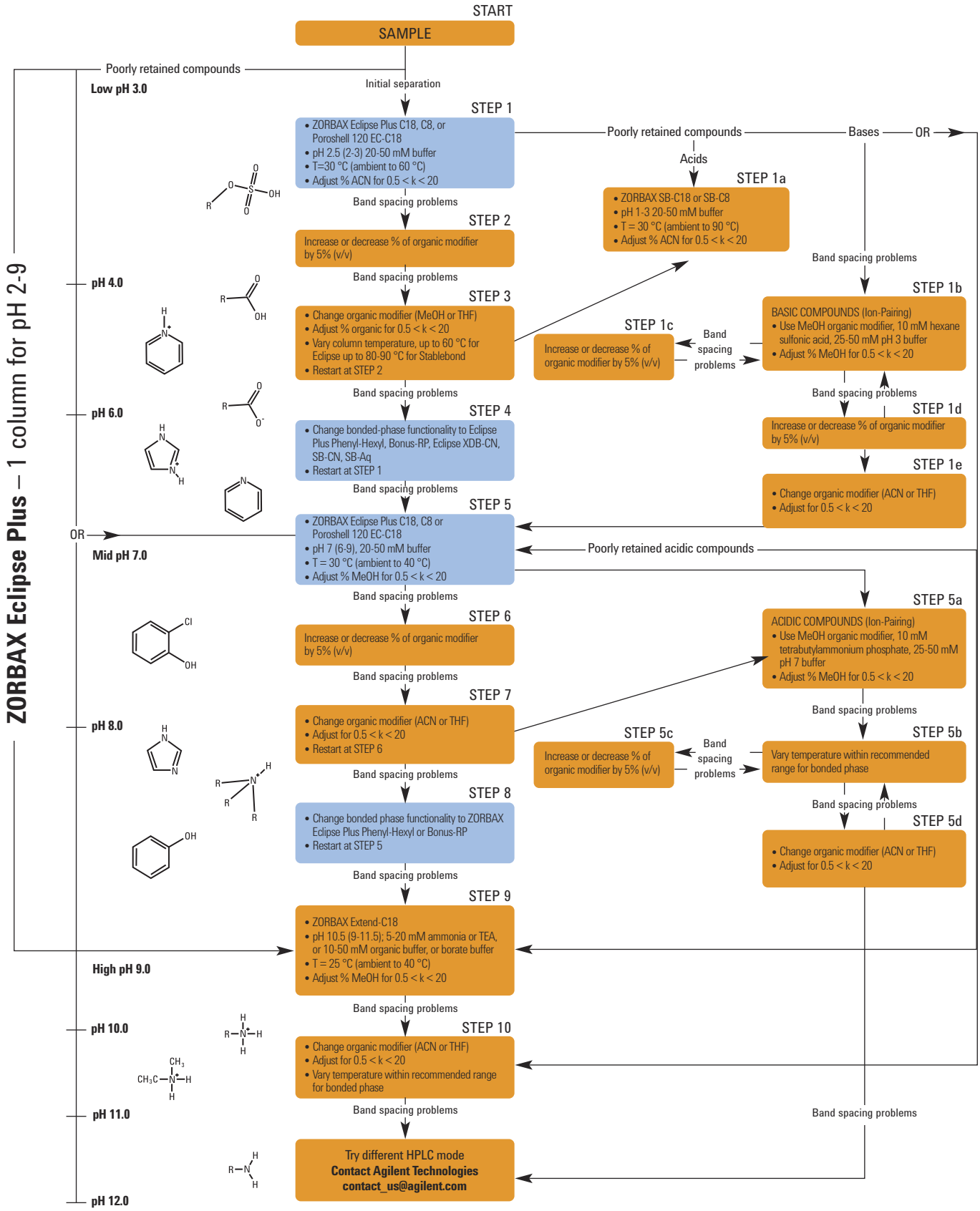

Guard Columns

The Value of Guard Columns

Guard columns can help extend the life of your analytical column. Choosing to use guard columns can help reduce operating expenses, by reducing the frequency of analytical column replacement.

The guard column prevents damage caused by particulate matter and strongly adsorbed material. To maintain an adequate capacity for sample impurities, choose a guard column with an internal diameter similar to the column internal diameter. Ideally, the packing of the guard column should be the same as the analytical column so that the chromatography of the analytical column is not altered.

Guard columns contribute to the separation, so you should include a guard column in-line during method development.

Agilent UHPLC guards provide protection for high-efficiency Poroshell 120 and ZORBAX RRHD and RRHT columns, without reducing performance. Part numbers for all guard columns are incorporated into the different product family tables.

Judging when to replace a guard column can be difficult. As a rough guide, if plate number, pressure or resolution change by more than 10%, the guard column probably needs replacing. You will need to make a judgment call on how often to replace your guard columns based on your application type. It is always preferable to change the guard column sooner rather than later.

UHPLC Guard, 1200 bar, 821725-903

Cartridge Selection Guide

Icon*	Type of Cartridge	Features	Benefits
AC	Agilent HPLC Cartridge	Can reverse collets in the end fitting to add guard cartridges	Inexpensive Extends column lifetime Permits rapid column changes Can use 2, 3, 4 and 4.6 mm cartridges
		Cartridges have a unique filter and sieve at each end	Helps prevent blockage
ZGC	ZORBAX Guard Cartridge: Standalone system	High efficiency, standalone, low-dead-volume cartridge	Seals up to 5000 psi (340 bar) or 3000 psi with a PEEK fitting
		Polymeric cartridge designed for leak-tight seals against metal surfaces	No gaskets required More solvent-resistant than PEEK
		Reusable fittings	Adapt for connections to 1/16 in LC fittings
RR	ZORBAX Rapid Resolution and Rapid Resolution HT Cartridge Columns: 3.5 µm and 1.8 µm packings, Standalone system	For high throughput LC/MS, LC/MS/MS and combinatorial separations	
		Packed with Eclipse XDB for pH use from 2-9 Packed with StableBond for low pH use	For all analyte types Low bleed
		Sold individually or as three-packs	
P	ZORBAX Semi-Preparative Guard HPLC Hardware Kit: Standalone system	Easy, low-dead-volume assembly	Seals up to 2000 psi (135 bar, 13.5 MPa)
		Tubing (polyphenylene sulfone) designed for leak-tight seals against metal surfaces	No gaskets required
		Reusable fittings	Adapt for connections to 1/16 in LC fittings
PI	ZORBAX and Agilent Prep Preparative Cartridge Column and Guard HPLC System: Standalone and integral hardware options	Easy, low-dead-volume assembly	Extends column lifetime
		Reusable fittings	Permits rapid column changes
		Hardware options for integral and external guards	Can use with 21.2 and 30 mm id columns
PL	Polymeric Analytical Column and Guard Cartridge	High efficiency	Inexpensive
		Low dead volume	Rapid cartridge changes
		Reusable holder	Extends column lifetime
CS	ChromSep Column Hardware: Complete systems and replacement cartridges	Easy, no-dead-volume assembly	Economical format No tools required Modular flexibility
MG	MetaGuard Column Hardware: Complete systems and replacement cartridges	Easy, no-dead-volume assembly	Economical format No tools required Modular flexibility
UG	Agilent Fast Guards for UHPLC	Requires no special hardware – connects right to the analytical column	Extends column lifetime without impacting performance
		Available in matching phases for Poroshell 120, RRHD and RRHT columns	

*Look for these icons to help you select the proper guard cartridges and columns.

Cartridge/Guard Cartridge Systems Compatibility Guide*

Icon	Column Type	Guard Cartridge Holder	ID (mm)	Phases
AC	Cartridge column cartridge holder 5021-1845 	Guard cartridge (internal system) cartridge holder 5021-1845 	2.0 3.0 4.0 4.6	LiChrospher Nucleosil Purospher Superspher ZORBAX
ZGC	Standard fitting 	Column guard cartridge (standalone) cartridge holder 820999-901 	2.1 3.0 4.6	ZORBAX
RR	Rapid Resolution cartridge holder 820555-901 	No guard cartridge holder	4.6	ZORBAX
P	Semi-preparative column 	Semi-prep guard cartridge (standalone) cartridge holder 840140-901 	9.4	ZORBAX

(Continued)

Cartridge/Guard Cartridge Systems Compatibility Guide*

Icon	Column Type	Guard Cartridge Holder	ID (mm)	Phases
PR	PrepHT	Guard cartridge 820444-901 	21.2	ZORBAX Agilent Prep
PL	Analytical 	Guard cartridge holder (PL1310-0016) and PLRP-S guard cartridges, 2/pk (PL1612-1801) 	3.0	PLRP-S
MG	Single replacement column 	No guard cartridge holder	1.0 2.0 4.6	Pursuit Pursuit XRs Polaris phases
UG NEW!	Fast Guards for UHPLC: Single replacement guard column 	No guard cartridge holder	2.1 3.0 4.6	Poroshell 120: EC-C18 EC-C8 SB-C18 Phenyl-Hexyl Sub-2 µm: Eclipse Plus C18 Eclipse XDB-C18 SB-C18 SB-C8

*Standalone guard cartridges fit all cartridge and standard fitting columns available from Agilent. All columns without icons are standard fitting columns.

Fast Columns for Reversed-Phase HPLC/UHPLC

The past decade has seen a steady increase in the efficiency and speed of chromatography, starting with smaller particle sizes, that enable higher resolution, and continuing with new technological advances in particle design – superficially porous particles – that enable these same resolution enhancements with lower backpressure.

Designed especially for high-productivity analysis (Fast LC), Agilent ZORBAX and Poroshell columns are the best first choice for any analysis, because they give you:

- The productivity you need to stay ahead of your competition: technological advances like sub-2 µm particles and superficially porous Poroshell 120 columns deliver increased speed and resolution.
- Flexibility and method scalability from lab to lab and around the world – for small molecule and biomolecule analyses.
- Unbeatable chromatographic performance: ZORBAX silica – the base silica used for all ZORBAX and Poroshell 120 columns – is ultra-pure, very strong, and highly uniform for ultimate reliability.
- The broadest range of phases and column configurations to suit your specific application needs.

Recommendations for Fast LC Columns

Your Lab Situation	Agilent Recommends	Rationale
You're using both UHPLC (1000+ bar) and HPLC instruments (e.g. Agilent 1290 Infinity LC and 1260 Infinity LC – 600 bar)	1. Poroshell 120 2. ZORBAX RRHD 1.8 µm	Poroshell 120 is an easy column to use on both instrument types. ZORBAX RRHD will help you optimize the capabilities of the 1290 Infinity LC for UHPLC.
Only 400-600 bar HPLCs – Agilent 1200s, Agilent 1100s (400 bar) as well as the 1220 Infinity LC or 1260 Infinity LC (600 bar)	1. Poroshell 120 2. ZORBAX Eclipse Plus 3.5 µm and 5 µm	With Poroshell 120, you can enhance the performance of older 400-bar instruments, and also get even better performance from newer 600 bar UHPLC instruments. For established methods that you can't transfer, the ZORBAX Eclipse Plus column will provide exceptional peak shape and performance.
A mix of UHPLC instruments (Agilent 1290 Infinity LC, other 1000+ bar instruments) and some HPLC instruments (e.g. 1200 LC)	1. ZORBAX RRHD 1.8 µm 2. Poroshell 120	ZORBAX RRHD can deliver optimum performance on all these instruments. Poroshell 120 can be used on the 600 bar instruments to optimize their performance.

TIPS & TOOLS

Agilent CrossLab offers a range of PEEK capillaries and tubing. Used in combination with the right fittings, they provide an inert surface for the Fast LC of sensitive biomolecules. Turn to page 130.

Poroshell 120

- High efficiency and high resolution, with up to 50% less backpressure than sub-2 µm columns
- 2 µm frit, for rugged performance with dirty samples
- Compatible with 400 bar and 600 bar LCs, as well as UHPLC instruments
- An expanding family of bonded phases to align with the ZORBAX Family, for reliable scalability
- Excellent selectivity and peak shapes
- Designed for exceptional reproducibility

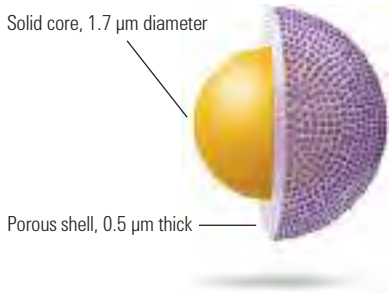

Agilent Poroshell 120 columns are a 2.7 µm particle with a 1.7 µm solid core and 0.5 µm porous outer layer. This small particle size provides high efficiency, similar to sub-2 µm columns, but with 40-50% less pressure. These high efficiency, high resolution columns can be used on any type of LC. The porous outer layer and solid core limit diffusion distance and improve separation speed while the narrow particle size distribution improves efficiency and resolution. The columns can support high pressure and multiple columns can be used for the highest resolution and efficiency possible. The same principles are used in Poroshell 300 columns, ideal for fast, high resolution separations of biomolecules.

Column Specifications

Bonded Phase	Pore Size	Temp Limits	pH Range	Endcapped	Carbon Load	Surface Area
EC-C18	120Å	60 °C	2.0-8.0	Double	10%	130 m^2/g
EC-C8	120Å	60 °C	2.0-8.0	Double	5%	130 m^2/g
Phenyl-Hexyl	120Å	60 °C	2.0-8.0	Double	9%	130 m^2/g
SB-C18	120Å	90 °C	1.0-8.0	No	8%	130 m^2/g
SB-C8	120Å	80 °C	1.0-8.0	No	5.5%	130 m^2/g
SB-Aq	120Å	80 °C	1.0-8.0	No	Proprietary	130 m^2/g
Bonus-RP	120Å	60 °C	2.0-9.0	Triple	9.5%	130 m^2/g
EC-CN	120Å	60 °C	2.0-8.0	Double	3.5%	130 m^2/g
HILIC	120Å	60 °C	0.0-8.0	No	N/A	130 m^2/g

Specifications represent typical values only

TIPS & TOOLS

Watch the Poroshell 120 Method Transfer Video to learn how easy it is to transfer existing methods to Poroshell 120 at **www.agilent.com/chem/poroshell120video**

Poroshell 120
(Maximum pressure: 600 bar)

Hardware	Description	Size (mm)	Particle Size (µm)	EC-C18 USP L1	EC-C8 USP L7	Phenyl-Hexyl USP L11	SB-C18 USP L1	SB-C8 USP L7	SB-Aq	Bonus-RP USP L60
	Analytical	4.6 x 150	2.7	693975-902	693975-906	693975-912	683975-902	683975-906	683975-914	693968-901
	Analytical	4.6 x 100	2.7	695975-902	695975-906	695975-912	685975-902	685975-906	685975-914	695968-901
	Analytical	4.6 x 75	2.7	697975-902	697975-906		687975-902			
	Analytical	4.6 x 50	2.7	699975-902	699975-906	699975-912	689975-902	689975-906	689975-914	699968-901
	Analytical	4.6 x 30	2.7	691975-902	691975-906		681975-902			
UG	UHPLC Guard, 600 bar, 3/pk	4.6 x 5	2.7	820750-911	820750-913	820750-914	820750-912			
	Solvent Saver	3.0 x 150	2.7	693975-302	693975-306	693975-312	683975-302	683975-306	683975-314	693968-301
	Solvent Saver	3.0 x 100	2.7	695975-302	695975-306	695975-312	685975-302	685975-306	685975-314	695968-301
	Solvent Saver	3.0 x 75	2.7	697975-302	697975-306		687975-302			
	Solvent Saver	3.0 x 50	2.7	699975-302	699975-306	699975-312	689975-302	689975-306	689975-314	699968-301
	Solvent Saver	3.0 x 30	2.7	691975-302	691975-306		681975-302			
UG	UHPLC Guard, 600 bar, 3/pk	3.0 x 5	2.7	823750-911	823750-913	823750-914	823750-912			
	Narrow Bore	2.1 x 150	2.7	693775-902	693775-906	693775-912	683775-902	683775-906	683775-914	693768-901
	Narrow Bore	2.1 x 100	2.7	695775-902	695775-906	695775-912	685775-902	685775-906	685775-914	695768-901
	Narrow Bore	2.1 x 75	2.7	697775-902	697775-906		687775-902			
	Narrow Bore	2.1 x 50	2.7	699775-902	699775-906	699775-912	689775-902	689775-906	689775-914	699768-901
	Narrow Bore	2.1 x 30	2.7	691775-902	691775-906		681775-902			
UG	UHPLC Guard, 600 bar, 3/pk	2.1 x 5	2.7	821725-911	821725-913	821725-914	821725-912			

Poroshell 120 Columns

Environmental phenols on Poroshell 120

Column A: **Poroshell 120 EC-C18**
695975-902
4.6 x 100 mm, 2.7 µm

Column B: **Eclipse Plus C18**
959964-902
4.6 x 100 mm, 1.8 µm

Gradient: A: Water 0.1% formic acid
B: Acetonitrile 0.1% formic acid
2 mL/min
Initial: 8% B
10 min: 30% B

Detector: 275 nm, 2 mm flow cell

Injection: 10 µL

Agilent 1200 SL 40 °C

No pulse damper

No mixer 3 µL heater

1. Hydroquinone
2. Resorcinol
3. Catechol
4. 4-Nitrophenol
5. p-cresol
6. o-cresol
7. 2-Nitrophenol
8. 2,3 Dimethyl phenol
9. 2,5 Dimethyl phenol
10. 1-Naphthol

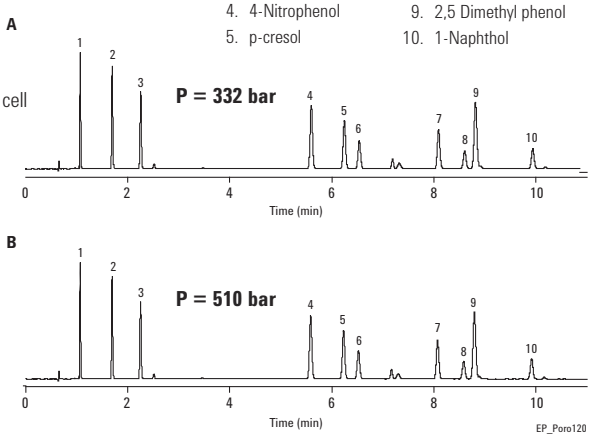

Poroshell 120 provides sub-2 µm like efficiency at lower pressure.

UHPLC efficiency at HPLC pressures

Column A: **Poroshell 120 EC-C18**
695975-302
3.0 x 100 mm, 2.7 µm

Column B: **Eclipse Plus C18**
959964-302
3.0 x 100 mm, 1.8 µm

Mobile Phase: 60% Acetonitrile:40% water

Flow Rate: 0.58 mL/min

Temperature: 26 °C

Injection Volume: 4 µL

Detector: DAD Sig = 254,4 nm
Ref = 360,100 nm

Sample: RRLC checkout sample (P/N 5188-6529) spiked w/50 µL 2 mg/mL thiourea in water/acetonitrile (65:35)

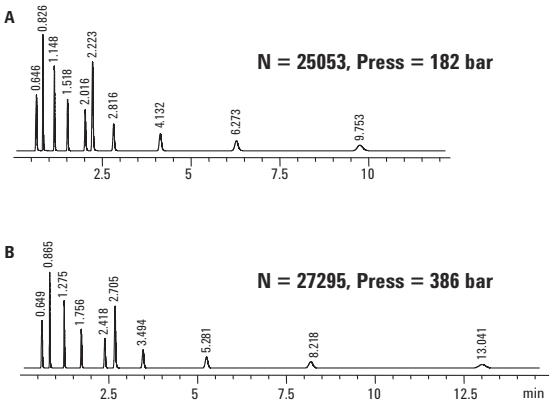

For this sample of neutral alkylphenones, the Poroshell 120 column delivered >90% of the efficiency attained by the 1.8 µm column. Also note that the pressure on the Poroshell 120 column is about 50% of the pressure on the 1.8 µm column.

HPLC separation of 12 phenols performed in just 5 minutes – and under 400 bar – using an Agilent Poroshell 120 EC-C18 column

Column: **Poroshell 120 EC-C18**
699975-902
4.6 x 50 mm, 2.7 µm

Mobile Phase: Solvent A: Water with 0.1% formic acid
Solvent B: Acetonitrile

Gradient: 5% B in 0.8 min
60% B in 6.8 min
1200 SL controlled temperature
at 25 °C 2 mm flow cell

Detector: DAD, 270 nm

Importantly, the flow rate was kept to 2.5 mL/min, reducing the amount of mobile phase consumed per analysis to about 15 mL.

Agilent Poroshell 120 gives high efficiency, high resolution separations quickly at HPLC pressures.

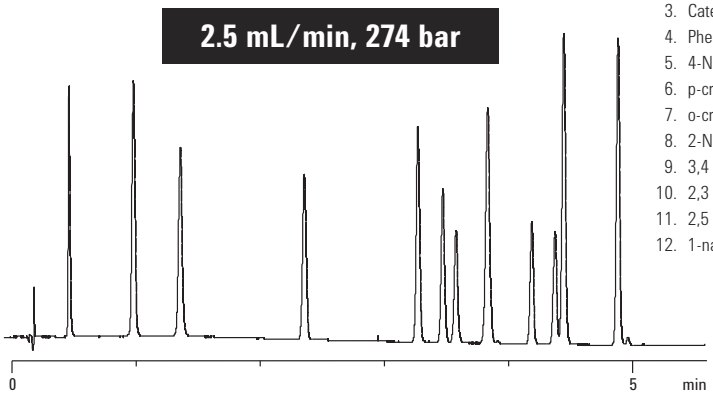

1. Hydroquinone
2. Resourcinol
3. Catechol
4. Phenol
5. 4-Nitrophenol
6. p-cresol
7. o-cresol
8. 2-Nitrophenol
9. 3,4 di methyl phenol
10. 2,3 di methyl phenol
11. 2,5 di methyl phenol
12. 1-napthol

12 phenols analyzed using a longer (4.6 x 100 mm) Agilent Poroshell 120 EC-C18 column

Column: **Poroshell 120 EC-C18**
695975-902
4.6 x 100 mm, 2.7 µm

Mobile Phase: Solvent A: Water with 0.1% formic acid
Solvent B: Acetonitrile

Gradient: 5% B in 2 min
60% B in 17 min
1200 RRLC SL controlled temperature
at 25 °C 2 mm flow cell

Detector: DAD, 270 nm

By reducing the flow rate to 2.0 mL/min, the pressure was kept to less than 400 bar improving the separation of a late-eluting peak pair (highlighted) with only a minor increase in analysis time. This separation can be achieved using HPLC or, if a higher flow rate is desired, a UHPLC.

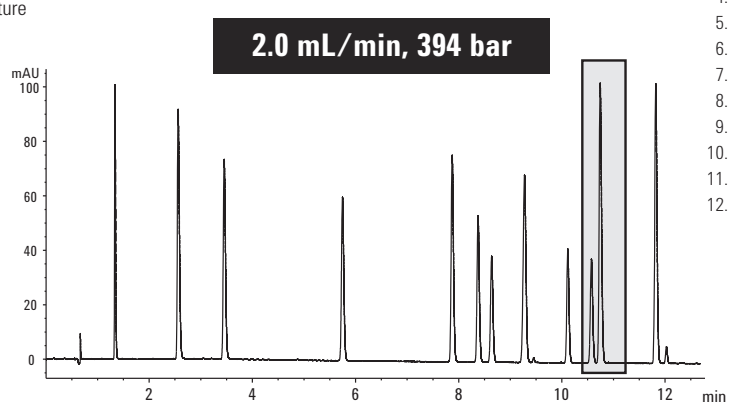

1. Hydroquinone
2. Resourcinol
3. Catechol
4. Phenol
5. 4-Nitrophenol
6. p-cresol
7. o-cresol
8. 2-Nitrophenol
9. 3,4 di methyl phenol
10. 2,3 di methyl phenol
11. 2,5 di methyl phenol
12. 1-napthol

Poroshell 120 EC-C18 for fast UHPLC separations

Column:	**Poroshell 120 EC-C18** **695975-302** **3.0 x 100 mm, 2.7 µm**
Mobile Phase:	65% A: 0.2% Formic acid 35% B: Methanol Isocratic
Flow Rate:	Varies
Temperature:	26 °C
Detector:	Sig = 220, 4 nm, Ref = Off

1. Saccharin
2. Caffeine
3. P-hydroxybenzoic acid
4. Aspartame
5. Dehydroacetic acid
6. Benzoic acid

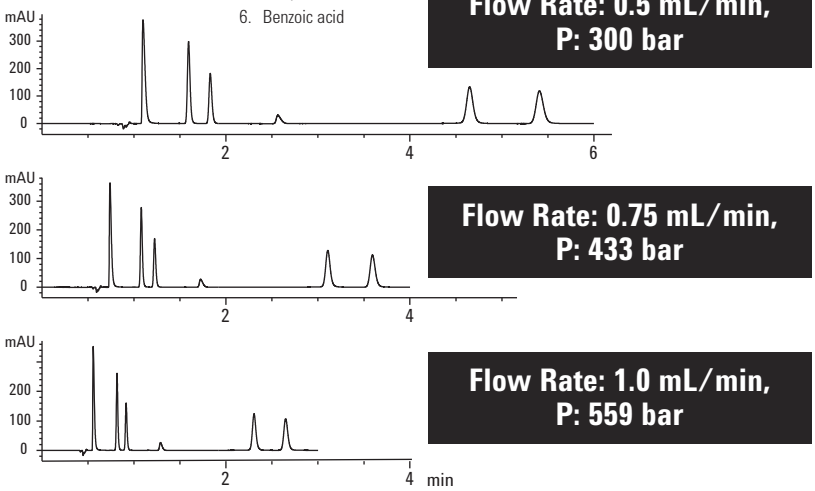

This example shows a fast separation using a mobile phase that generates higher pressures. In the top chromatogram, a 3.0 mm id column was used, with a flow rate of 0.5 mL/min and a pressure below 400 bar – making this a typical LC separation.

Although the top separation was fast (just under 6 minutes), the middle and bottom chromatograms show that you can reduce run times to under 3 minutes by increasing the flow rate. These faster analyses will take your pressure to 400-560 bar; look to the Agilent 1200 Infinity Series flexible upgrade options to help you take advantage of UHPLC capabilities.

More viscous solvents like methanol can be used at HPLC or UHPLC pressures.

TIPS & TOOLS

For a full listing of our LC capillary portfolio, turn to pages 16-46.

ZORBAX Rapid Resolution High Definition (RRHD) 1.8 µm

- High pressure (1200 bar) columns for optimum results with the 1290 Infinity LC or other UHPLC instruments
- 1.8 µm particles deliver maximum resolution for the most defined separations
- Available in 12 ZORBAX phases, including Eclipse Plus C18 for superior peak shape, ZORBAX StableBond C18 for low pH stability, Bonus-RP, Eclipse PAH, Eclipse Plus Phenyl-Hexyl and Extend-C18
- Also available in HILIC Plus
- Achieve the same selectivity on 3.5 and 5 µm ZORBAX columns with the same bonded phase for compatibility with any LC

ZORBAX Rapid Resolution High Definition (RRHD) columns are an expansion of the ZORBAX 1.8 µm particle column line. The new RRHD columns use improved packing processes to achieve stability up to 1200 bar for use with the Agilent 1290 Infinity LC or other UHPLC instruments. RRHD 1.8 µm columns are available in 50, 100 and 150 mm lengths for fast or high resolution – truly high definition – separations of your most complex samples.

ZORBAX RRHD Column Specifications

Bonded Phase	Pore Size	Surface Area	pH Range	Endcapped	Temp Limit
ZORBAX Eclipse Plus C18	95Å	160 m^2/g	2.0-9.0	Double	60 °C
ZORBAX Eclipse Plus C8	95Å	160 m^2/g	2.0-9.0	Double	60 °C
ZORBAX Eclipse Plus Phenyl-Hexyl	95Å	160 m^2/g	2.0-9.0	Double	60 °C
ZORBAX Eclipse XDB-C18	80Å	180 m^2/g	2.0-9.0	Double	60 °C
ZORBAX Extend-C18	80Å	180 m^2/g	2.0-11.5**	Double	60 °C
ZORBAX Bonus RP	80Å	180 m^2/g	2.0-9.0	Triple	60 °C
ZORBAX StableBond SB-C18	80Å	180 m^2/g	1.0-8.0*	No	80 °C
ZORBAX StableBond SB-C8	80Å	180 m^2/g	1.0-8.0*	No	80 °C
ZORBAX StableBond SB-Phenyl	80Å	180 m^2/g	1.0-8.0*	No	80 °C
ZORBAX StableBond SB-CN	80Å	180 m^2/g	1.0-8.0*	No	80 °C
ZORBAX StableBond SB-Aq	80Å	180 m^2/g	1.0-8.0*	No	80 °C
ZORBAX Eclipse PAH	95Å	160 m^2/g	2.0-8.0	No	60 °C
ZORBAX HILIC Plus	95Å	160 m^2/g	0.0-8.0	No	60 °C
ZORBAX StableBond 300SB-C8	300Å	45 m^2/g	1.0-8.0*	No	80 °C
ZORBAX StableBond 300SB-C18	300Å	45 m^2/g	1.0-8.0*	No	80 °C
ZORBAX StableBond 300SB-C3	300Å	45 m^2/g	1.0-8.0*	No	80 °C
ZORBAX 300-Diphenyl	300Å	45 m^2/g	1.0-8.0*	No	80 °C

* StableBond columns are designed for optimal use at low pH. At pH >6, highest column stability for all silica based columns is obtained by operating at temperatures <40 °C and using lower buffer concentrations – 10-20 mM or organic buffers. 300SB-C18 may be used up to 90 °C. For pH 6-8, select the Eclipse Plus C18 column.

** Temperature limits are 60 °C up to pH 8, 40 °C from pH 8-11.5.

ZORBAX Rapid Resolution High Definition (RRHD) 1.8 µm Columns

Separation of licorice root on RRHD columns

Column A: **ZORBAX RRHD SB-C18**
857700-902
2.1 x 50 mm, 1.8 µm

Column B: **858700-902**
2.1 x 100 mm, 1.8 µm

Column C: **859700-902**
2.1 x 150 mm, 1.8 µm

Mobile Phase: 10-100% B/30 min
A: 0.1% Formic acid (fa)
B: Acetonitrile with 0.1% fa

Flow Rate: F = 0.4 mL/min

Gradient: 30 minute gradient on each length

Temperature: Ambient

Detector: 280 nm UV

Instrument: 1290 Infinity LC

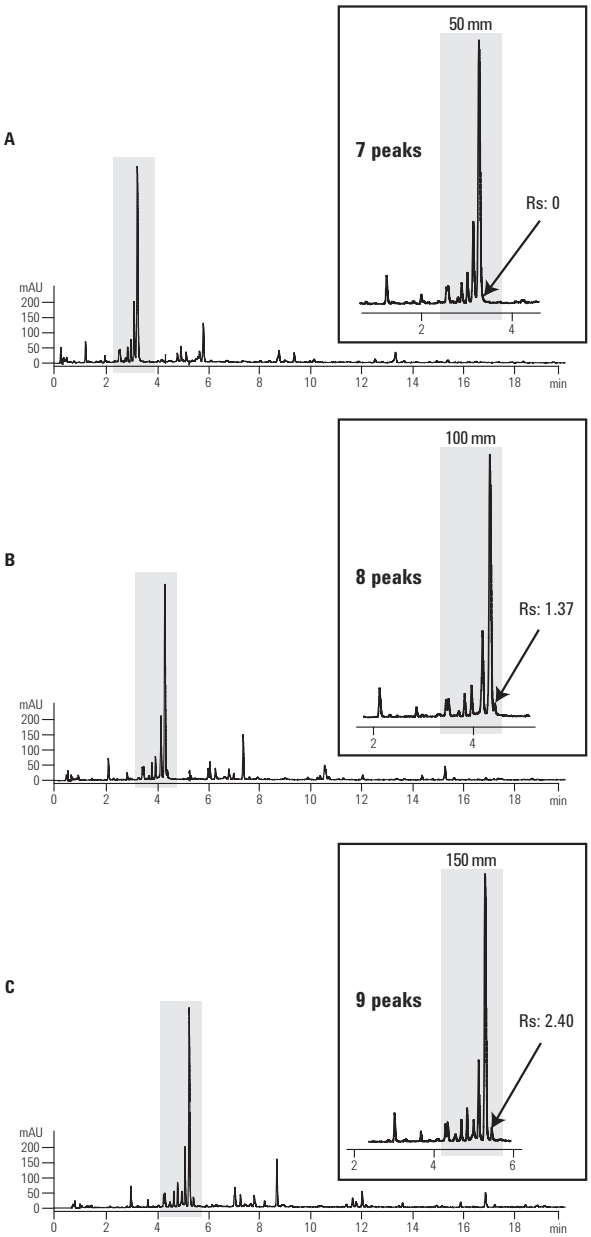

Sub 1 minute separations with RRHD columns

Column: **ZORBAX RRHD SB-C18**
857700-902
2.1 x 50 mm, 1.8 µm

Gradient: H_2O (0.05% trifluoroacetic acid)/10-40% ACN/1 min

Temperature: 60 °C

Injection Volume: 0.5 µL x 100 ppm each

Detector: UV, 275 nm

Data Rate: 160 Hz

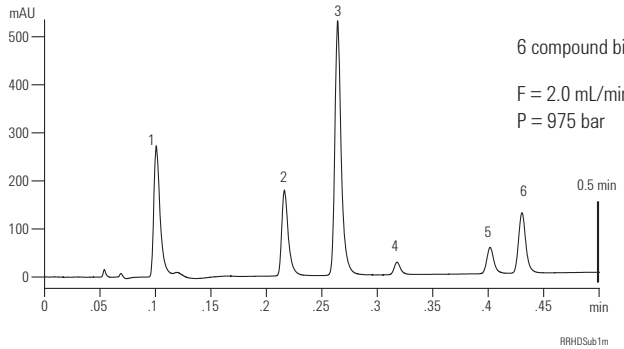

6 compound biocide mix in 0.5 min

F = 2.0 mL/min
P = 975 bar

1. 2-methyl-4-isothiazolin-3-one
2. 5-chloro-2-methyl-4-isothiazolin-3-one
3. Carbendazim
4. Benzisothiiazol-3(2H)-one
5. 2-phenoxyethanol
6. Methylparaben

New levels of sensitivity and resolution

Column A: **ZORBAX RRHD Eclipse Plus C18**
959758-302
3.0 x 100 mm, 1.8 µm

Column B: **ZORBAX RRHD Eclipse Plus C18**
959757-302
3.0 x 50 mm, 1.8 µm

Ion Source: 360 °C, 12 L/min. 50 psi, 3500 V.

Mobile Phase: A: 0.2% Formic acid in water
B: ACN

Temperature: Ambient, no temperature control (approx 24 °C)

Detector: Agilent 1290 Infinity LC with 6410 MS/MS

Sample: 20 µL (10 µL for 50 mm column) of 1 µg/mL standard

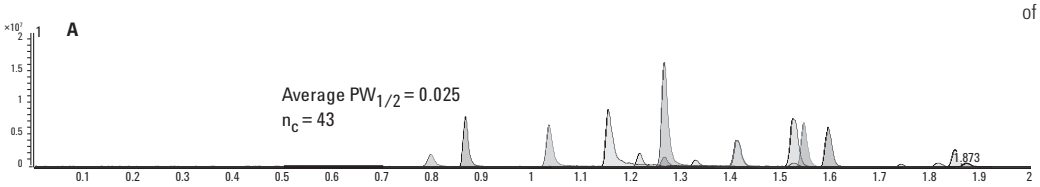

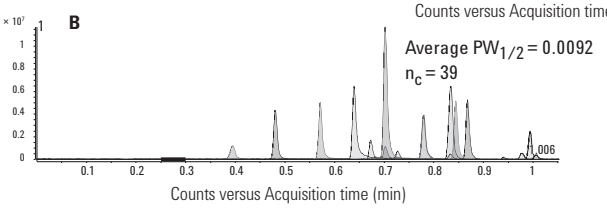

By transferring your method to an Agilent RRHD column, you can enhance resolution for difficult analyses – allowing you to save time by using shorter columns without compromising performance.

The RRHD column saves analytical time without sacrificing performance.

Compounds (in elution order) with identifying mass:

1. Acetaminophen, m/z 109
2. Caffeine, m/z 194
3. 2-acetamidophenol, m/z 109
4. Acetanilide, m/z 135
5. Acetylsalicylic acid, m/z 120
6. Phenacetin, m/z 179
7. Salicylic acid, m/z 120
8. Sulindac, m/z 356
9. Piroxicam, m/z 332
10. Tolmetin, m/z 257
11. Ketoprofen, m/z 254
12. Diflunisal, m/z 332
13. Diclofenac, m/z 235
14. Celecoxib, m/z 351
15. Ibuprofen, m/z 160

Selectivity comparison: C18 columns

Column A: **ZORBAX RRHD Eclipse Plus C18**
959758-902
2.1 x 100 mm, 1.8 µm

Column B: **ZORBAX RRHD Eclipse XDB-C18**
981758-902
2.1 x 100 mm, 1.8 µm

Column C: **ZORBAX RRHD Extend-C18**
758700-902
2.1 x 100 mm, 1.8 µm

Column D: **ZORBAX RRHD SB-C18**
858700-902
2.1 x 100 mm, 1.8 µm

Mobile Phase: A: 0.1% HCOOH in H_2O (30%)
B: 0.1% HCOOH in CH_3CN (70%)

Flow Rate: 1 mL/min, isocratic

Temperature: 30 °C

Sample: 1 µL

MS2 Scan: 290-390, ESI positive mode, scan time: 500, fragmentor: 135 V; drying gas: 12 L/min, 325 °C; nebulizer pressure: 35 psig; capillary voltage: 3000

Selectivity differences are due to subtle, yet important variations, such as bonding type, endcapping, or the amount and type of silanols on the silica. Other factors that influence selectivity include mobile phase composition, temperature, and pH. (Note that these factors are identical in the following example.)

Here we compared the selectivity of four Agilent ZORBAX RRHD C18 columns using an endocannabinoid analysis method.

1. Anadamine (AEA), m/z 348
2. Palmitoylethanolamide (PEA), m/z PEA
3. 2-arachinoylglycerol (2-AG), m/z 379*
4. Oleoylethanolamide (OEA), m/z 326

*A fifth peak with a mass of 379 was also detected. This impurity is believed to be 1,3 arachidonolyglycerol, a rearrangement of 2-AG.

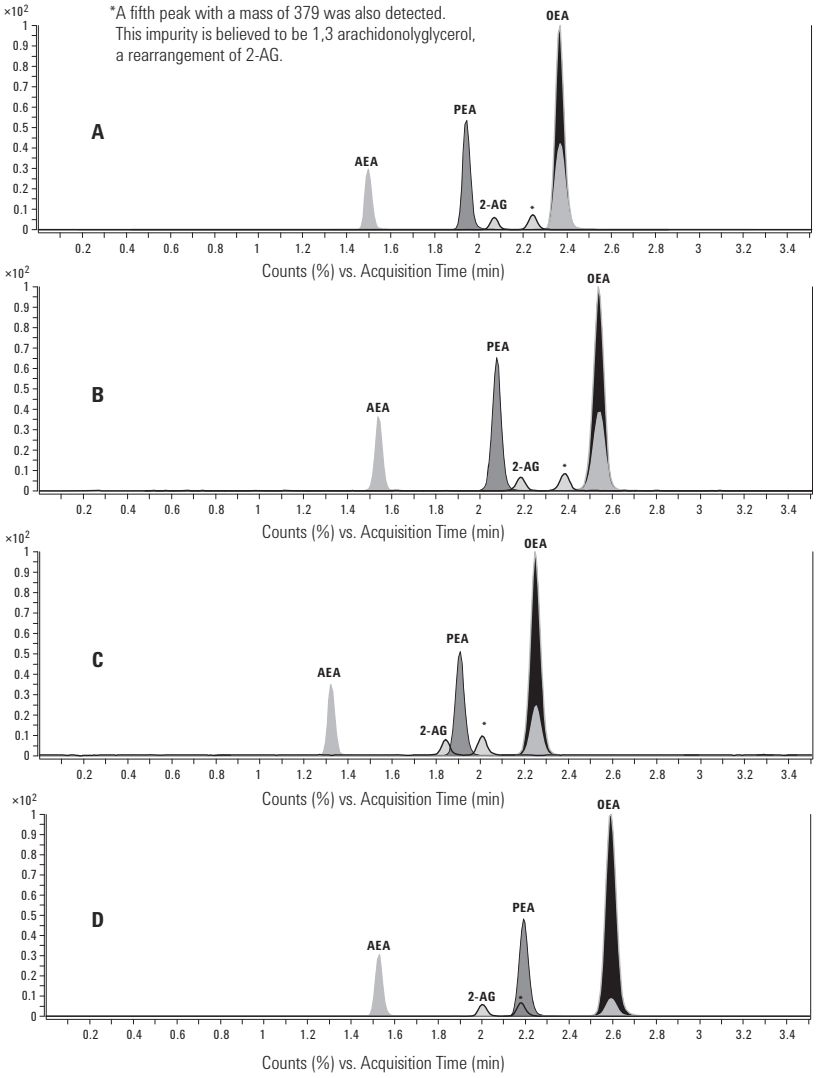

TIPS & TOOLS

For full details, see Agilent publication 5990-7166EN, **www.agilent.com/chem/library**

Selectivity comparison: Phenyl and other columns

Column A: **ZORBAX RRHD Eclipse Plus C18**
959758-902
2.1 x 100 mm, 1.8 µm

Column B: **ZORBAX RRHD Eclipse Plus Phenyl-Hexyl**
959758-912
2.1 x 100 mm, 1.8 µm

Column C: **ZORBAX RRHD SB-Aq**
858700-914
2.1 x 100 mm, 1.8 µm

Column D: **ZORBAX RRHD SB-Phenyl**
858700-912
2.1 x 100 mm, 1.8 µm

Mobile Phase: A: 5% HCOOH in H_2O
B: CH_3CN

Flow Rate: 0.65 mL/min

Gradient: 10-50% B in 15 min

Temperature: 30 °C

MS2 Scan: ESI +, 200-1000

Extracted ion chromatograms from LC/MS scan data of blueberry anthocyanins.

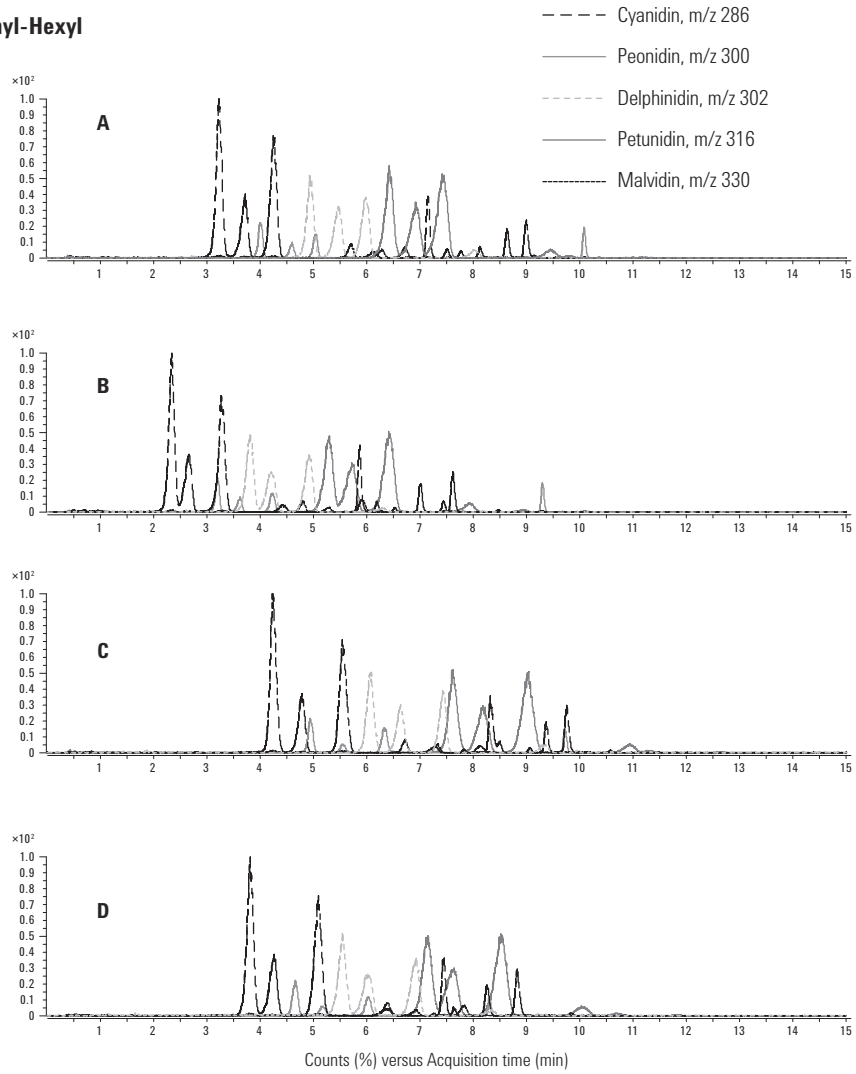

TIPS & TOOLS

For full details, see Agilent publication 5990-8470EN, **www.agilent.com/chem/library**

Rapid Resolution High Definition (RRHD) Columns for High Pressure Use (Maximum Pressure: 1200 bar)

Hardware	Description	Size (mm)	Particle Size (µm)	Eclipse Plus C18 USP L1	Eclipse Plus C8 USP L7	Eclipse Plus Phenyl-Hexyl USP L11	Eclipse PAH USP L1
	Solvent Saver RRHD, 1200 bar	3.0 x 150	1.8	959759-302	959759-306		
	Solvent Saver RRHD, 1200 bar	3.0 x 100	1.8	959758-302	959758-306	959758-312	959758-318
	Solvent Saver RRHD, 1200 bar	3.0 x 50	1.8	959757-302	959757-306	959757-312	959757-318
UG	UHPLC Guard, 1200 bar, 3/pk	3.0 x 5	1.8	823750-901			
	Narrow Bore RRHD, 1200 bar	2.1 x 150	1.8	959759-902	959759-906	959759-912	959763-918
	Narrow Bore RRHD, 1200 bar	2.1 x 100	1.8	959758-902	959758-906	959758-912	959764-918
	Narrow Bore RRHD, 1200 bar	2.1 x 50	1.8	959757-902	959757-906	959757-912	959741-918
UG	UHPLC Guard, 1200 bar, 3/pk	2.1 x 5	1.8	821725-901			

Rapid Resolution High Definition (RRHD) Columns for High Pressure Use (Maximum Pressure: 1200 bar)

Hardware	Description	Size (mm)	Particle Size (µm)	SB-C18 USP L1	SB-C8 USP L7	SB-CN USP L10	SB-Phenyl USP L11	SB-Aq
	Solvent Saver RRHD, 1200 bar	3.0 x 150	1.8	859700-302	859700-306			
	Solvent Saver RRHD, 1200 bar	3.0 x 100	1.8	858700-302	858700-306	858700-305	858700-905	858700-314
	Solvent Saver RRHD, 1200 bar	3.0 x 50	1.8	857700-302	857700-306	857700-305	857700-312	857700-314
UG	UHPLC Guard, 1200 bar, 3/pk	3.0 x 5	1.8	823750-902	823750-904			
	Narrow Bore RRHD, 1200 bar	2.1 x 150	1.8	859700-902	859700-906	859700-905	859700-912	859700-914
	Narrow Bore RRHD, 1200 bar	2.1 x 100	1.8	858700-902	858700-906	858700-905	858700-912	858700-914
	Narrow Bore RRHD, 1200 bar	2.1 x 50	1.8	857700-902	857700-906	857700-905	857700-912	857700-914
UG	UHPLC Guard, 1200 bar, 3/pk	2.1 x 5	1.8	821725-902	821725-904			

Rapid Resolution High Definition (RRHD) Columns for High Pressure Use (Maximum Pressure: 1200 bar)

Hardware	Description	Size (mm)	Particle Size (µm)	Extend-C18 USP L1	Eclipse XDB-C18 USP L1	Bonus-RP USP L60	HILIC Plus
	Solvent Saver RRHD, 1200 bar	3.0 x 150	1.8	759700-302	981759-302		
	Solvent Saver RRHD, 1200 bar	3.0 x 100	1.8	758700-302	981758-302		959758-301
	Solvent Saver RRHD, 1200 bar	3.0 x 50	1.8	757700-302	981757-302		959757-301
UG	UHPLC Guard, 1200 bar, 3/pk	3.0 x 5	1.8		823750-903		
	Narrow Bore RRHD, 1200 bar	2.1 x 150	1.8	759700-902	981759-902	859768-901	959759-901
	Narrow Bore RRHD, 1200 bar	2.1 x 100	1.8	758700-902	981758-902	858768-901	959758-901
	Narrow Bore RRHD, 1200 bar	2.1 x 50	1.8	757700-902	981757-902	857768-901	959757-901
UG	UHPLC Guard, 1200 bar, 3/pk	2.1 x 5	1.8		821725-903		

ZORBAX RRHD columns are also available in 300Å configurations for biomolecules. Turn to page 364.

ZORBAX RRHD 300-HILIC will be available in 2013.

ZORBAX Rapid Resolution High Throughput (RRHT) 1.8 µm

- High pressure (600 bar) columns for ultra high speed or maximum resolution analyses with Rapid Resolution HT columns packed with totally porous, 1.8 µm packings
- Carefully engineered particles deliver maximum resolution at 25% less pressure than other sub-2 µm materials
- Reduce analysis time by up to 95%
- Develop HPLC methods more quickly
- Securely transfer conventional methods with over 140 RRHT column choices
- Analyze complex samples on shorter columns faster and maximize peak capacity
- Matching selectivity in 3.5, 5 and 7 µm particle sizes for complete method scalability
- Short (50 mm long and less) column can be used on some conventional LCs

ZORBAX Rapid Resolution High Throughput (RRHT) 1.8 µm Columns

Agilent ZORBAX Rapid Resolution HT (1.8 µm) columns use a totally porous, 1.8 µm particle to provide maximum resolution in fast, ultra-fast and high resolution analyses. You can reduce analysis time by up to 95% in comparison to 250 mm length columns. With more than 140 RRHT column choices, including the high performance ZORBAX Eclipse Plus and many other ZORBAX column choices (Eclipse XDB, StableBond, Extend, Bonus-RP), methods can be developed quickly or securely transferred to a smaller particle size column with no loss in resolution. The small particle size provides double the efficiency of a 3.5 µm column in the same column length, providing the highest efficiency and resolution possible. This permits the analysis of complex samples on shorter columns with the highest resolution and peak capacity. The 1.8 µm Rapid Resolution HT columns take high-speed, high-resolution HPLC to a new level.

The 600 bar columns can be used with the Agilent1260 Infinity LC System up to this high pressure limit. In addition, the shorter columns can be used on many other LC's, including the Agilent 1200 Rapid Resolution LC System.

Rapid Resolution HT (RRHT) provides double the efficiency of Rapid Resolution columns

Column A: **ZORBAX Rapid Resolution SB-C18**
835975-902
4.6 x 50 mm, 3.5 µm

Column B: **ZORBAX RRHT SB-C18**
827975-902
4.6 x 50 mm, 1.8 µm

Mobile Phase: 25% Water, 75% MeOH

Flow Rate: 1.5 mL/min

Temperature: Ambient

Detector: UV, 254 nm

This figure shows that Rapid Resolution HT columns can provide double the efficiency of a 3.5 µm column in the same column length. This high efficiency can be used for very high-resolution, high throughput analyses.

	Plates (N)		Plates (N)
1.	3476	1.	6560
2.	4585	2.	8958
3.	5673	3.	11508
4.	6180	4.	12266

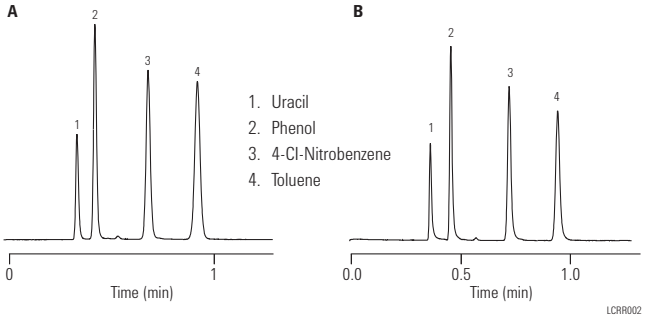

Increase peak capacity with RRHT columns

Column A: **Eclipse RRHT XDB-C8**
928700-906
2.1 x 100 mm, 1.8 µm

Column B: **Eclipse XDB-C18**
961753-902
2.1 x 100 mm, 3.5 µm

Mobile Phase: A: H_2O
B: ACN

Peak capacity: A: 461
B: 343

Flow Rate: 0.5 mL/min

Gradient: 0.0 min 50% B
20.0 min 100% B

Temperature: 40 °C

Detector: UV, 254 nm

Sample: Alkylphenones

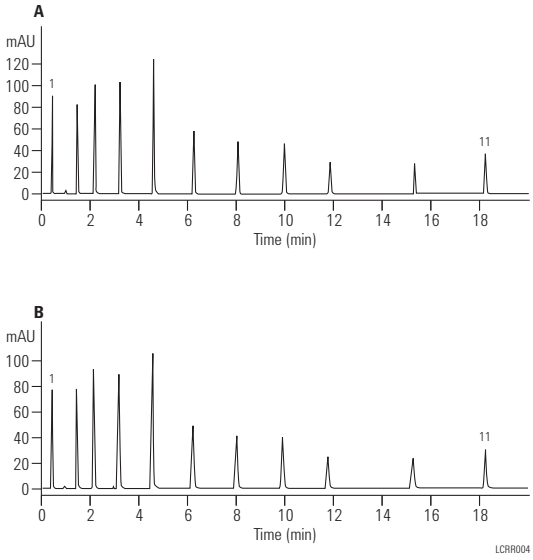

1. Uracil
2. C_3-Alkylphenone
3. C_4-Alkylphenone
4. C_5-Alkylphenone
5. C_6-Alkylphenone
6. C_7-Alkylphenone
7. C_8-Alkylphenone
8. C_9-Alkylphenone
9. C_{10}-Alkylphenone
10. C_{12}-Alkylphenone
11. C_{14}-Alkylphenone

Reduce analysis time dramatically with Rapid Resolution HT columns

Column A: **Eclipse XDB-C18**
990967-902
4.6 x 250 mm, 5 µm

Column B: **Eclipse XDB-C18**
963967-902
4.6 x 150 mm, 3.5 µm

Column C: **Eclipse XDB-C18**
966967-902
4.6 x 75 mm, 3.5 µm

Column D: **ZORBAX Eclipse XDB-C18**
935967-902
4.6 x 50 mm, 3.5 µm

Column E: **Eclipse RRHT XDB-C18**
925975-902
4.6 x 50 mm, 1.8 µm

Mobile Phase: 73% MeOH:27% 20 mM Phosphate Buffer, pH 7.0

Flow Rate: 1 mL/min

Temperature: Ambient

Detector: UV, 254 nm

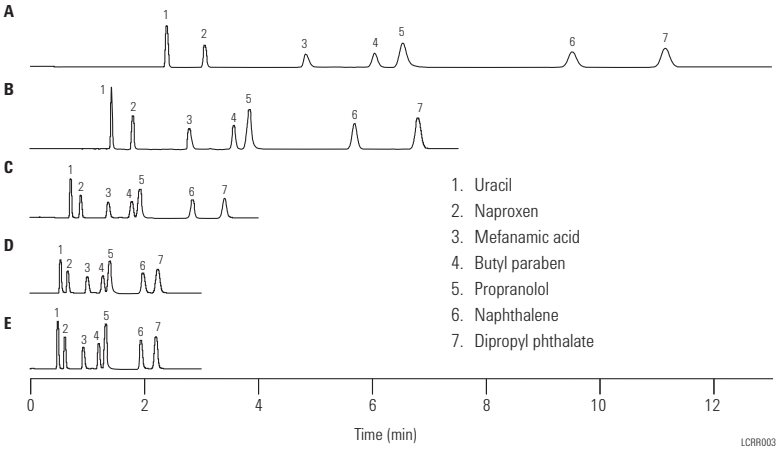

This figure shows the dramatic reduction in analysis time made possible by using Rapid Resolution HT columns. Chromatogram A shows a separation that takes 11.5 minutes on a 25 cm, 5 µm column. Rapid Resolution (3.5 µm) columns, shown in chromatogram B and C, reduce analysis time substantially, but with a slight compromise in resolution. The Rapid Resolution HT column reduces analysis time to 2.2 minutes, an 80% reduction, while still maintaining baseline resolution.

Long lifetime of RRHT columns at elevated temperatures

Column: **ZORBAX RRHT SB-C18**
827700-902
2.1 x 50 mm, 1.8 µm

Mobile Phase: A: 60% H_2O
B: 40% ACN

Flow Rate: 1 mL/min

Temperature: 80 °C

Detector: UV, 254 nm

Sample: QC test mix

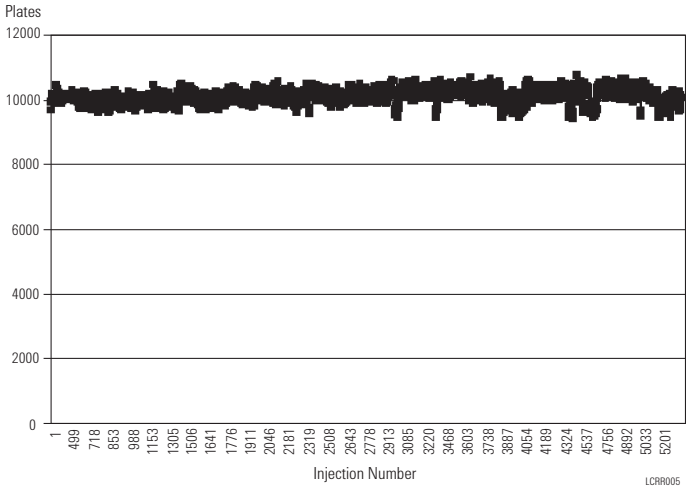

Comparison of efficiencies – Rapid Resolution High Definition (RRHD)/RRHT (1.8 µm) and Rapid Resolution (3.5 µm) columns

Column Length (mm)	Poroshell 120	Resolving Power N (3.5 µm)*	Resolving Power N (1.8 µm)
High Resolution			
150	32,000	21,000	32,500
100	21,000	14,000	24,000
75	16,000	10,500	17,000**
Ultra Fast			
50	11,000	7,000	12,000
30	5,500	4,200	6,000
20	—	—	3,500
15	—	2,100	2,500
Resolution α $N^{1/2}$			

*5 µm HPLC columns of the same length have 40% fewer plates (N-value); 4.6 mm id

**Available as a custom column

Data is based on 4.6 mm id columns

TIPS & TOOLS

The LC Rack from Agilent can help you reduce capillary lengths and minimize extra-column volume. It also protects your instrument and enables you to switch out modules as needed.

Agilent rack for LC systems, 5001-3726

Rapid Resolution HT Columns for High Pressure Use (Maximum Pressure: 600 bar, 9000 psi)

Hardware	Description	Size (mm)	Particle Size (µm)	Eclipse Plus C18 USP L1	Eclipse Plus C8 USP L7	Eclipse Plus Phenyl-Hexyl USP L11	Eclipse PAH USP L1	Eclipse XDB-C18 USP L1	Eclipse XDB-C8 USP L7	Extend-C18 USP L1
	Rapid Resolution HT, 600 bar	4.6 x 150	1.8	959994-902						
	Rapid Resolution HT, 600 bar	4.6 x 100	1.8	959964-902	959964-906	959964-912	959964-918	928975-902		728975-902
	Rapid Resolution HT, 600 bar	4.6 x 75	1.8	959951-902						
	Rapid Resolution HT, 600 bar	4.6 x 50	1.8	959941-902	959941-906	959941-912	959941-918	927975-902	927975-906	727975-902
	Rapid Resolution HT, 600 bar	4.6 x 30	1.8	959931-902	959931-906	959931-912	959931-918	924975-902	924975-906	724975-902
	Rapid Resolution HT, 600 bar	4.6 x 20	1.8					926975-902	926975-906	726975-902
UG	UHPLC Guard, 600 bar, 3/pk	4.6 x 5	1.8	820750-901				820750-903		
	Solvent Saver HT, 600 bar	3.0 x 100	1.8	959964-302	959964-306	959964-312		928975-302		728975-302
	Solvent Saver HT, 600 bar	3.0 x 50	1.8	959941-302	959941-306	959941-312		927975-302	927975-306	727975-302
	Solvent Saver HT, 600 bar	3.0 x 30	1.8					924975-302	924975-306	724975-302
	Solvent Saver HT, 600 bar	3.0 x 20	1.8					926975-302	926975-306	726975-302
UG	UHPLC Guard, 1200 bar, 3/pk	3.0 x 5	1.8	823750-901				823750-903		
	Narrow Bore RRHT, 600 bar	2.1 x 150	1.8	959794-902						
	Narrow Bore RRHT, 600 bar	2.1 x 100	1.8	959764-902	959764-906	959764-912	959764-918	928700-902	928700-906	728700-902
	Narrow Bore RRHT, 600 bar	2.1 x 50	1.8	959741-902	959741-906	959741-912	959741-918	927700-902	927700-906	727700-902
	Narrow Bore RRHT, 600 bar	2.1 x 30	1.8	959731-902	959731-906	959731-912		924700-902	924700-906	724700-902
	Narrow Bore RRHT, 600 bar	2.1 x 20	1.8					926700-902	926700-906	726700-902
UG	UHPLC Guard, 1200 bar, 3/pk	2.1 x 5	1.8	821725-901				821725-903		

Rapid Resolution HT Columns for High Pressure Use (Maximum Pressure: 600 bar, 9000 psi)

Hardware	Description	Size (mm)	Particle Size (µm)	SB-C18 USP L1	SB-C8 USP L7	SB-Phenyl USP L11	SB-CN USP L10	SB-Aq	Rx-SIL USP L3	Bonus-RP USP L60
	Rapid Resolution HT, 600 bar	4.6 x 150	1.8	829975-902	829975-906	829975-912	829975-905	829975-914		
	Rapid Resolution HT, 600 bar	4.6 x 100	1.8	828975-902	828975-906	828975-912	828975-905	828975-914	828975-901	828668-901
	Rapid Resolution HT, 600 bar	4.6 x 75	1.8		830975-906					830668-901
	Rapid Resolution HT, 600 bar	4.6 x 50	1.8	827975-902	827975-906	827975-912	827975-905	827975-914	827975-901	827668-901
	Rapid Resolution HT, 600 bar	4.6 x 30	1.8	824975-902	824975-906	824975-912	824975-905	824975-914		
	Rapid Resolution HT, 600 bar	4.6 x 20	1.8	826975-902	826975-906					
UG	UHPLC Guard, 600 bar, 3/pk	4.6 x 5	1.8	820750-902	820750-904					
	Solvent Saver HT, 600 bar	3.0 x 150	1.8	829975-302	829975-306	829975-312	829975-305			
	Solvent Saver HT, 600 bar	3.0 x 100	1.8	828975-302	828975-306	828975-312	828975-305	828975-314	828975-301	828668-301
	Solvent Saver HT, 600 bar	3.0 x 50	1.8	827975-302	827975-306	827975-312	827975-305	827975-314	827975-301	827668-301
	Solvent Saver HT, 600 bar	3.0 x 30	1.8	824975-302	824975-306		824975-305			
	Solvent Saver HT, 600 bar	3.0 x 20	1.8	826975-302	826975-306					
UG	UHPLC Guard, 1200 bar, 3/pk	3.0 x 5	1.8	823750-902	823750-904					
	Narrow Bore RRHT, 600 bar	2.1 x 150	1.8	820700-902	820700-906	820700-912	820700-905			
	Narrow Bore RRHT, 600 bar	2.1 x 100	1.8	828700-902	828700-906	828700-912	828700-905	828700-914	828700-901	828768-901
	Narrow Bore RRHT, 600 bar	2.1 x 50	1.8	827700-902	827700-906	827700-912	827700-905	827700-914	827700-901	827768-901
	Narrow Bore RRHT, 600 bar	2.1 x 30	1.8	824700-902	824700-906	824700-912	824700-905	824700-914		
	Narrow Bore RRHT, 600 bar	2.1 x 20	1.8	826700-902	826700-906					
UG	UHPLC Guard, 1200 bar, 3/pk	2.1 x 5	1.8	821725-902	821725-904					

Rapid Resolution HT Columns and Cartridges (Maximum Pressure: 400 bar, 6000 psi)

Hardware	Description	Size (mm)	Particle Size (µm)	Eclipse XDB-C18 USP L1	Eclipse XDB-C8 USP L7	SB-C18 USP L1	SB-C8 USP L7	Extend-C18 USP L1
	Rapid Resolution HT, 400 bar	4.6 x 50	1.8	922975-902	922975-906	922975-902	822975-906	722975-902
	Rapid Resolution HT, 3/pk, 400 bar	4.6 x 50	1.8	922975-932		922975-932		
	Narrow Bore RRHT, 400 bar	2.1 x 50	1.8	922700-902		922700-902		
	Narrow Bore RRHT, 3/pk, 400 bar	2.1 x 50	1.8	922700-932		922700-932		
Rapid Resolution HT Cartridges (require hardware kit 820555-901)								
RR	Rapid Resolution HT Cartridge	4.6 x 50	1.8	925975-902		825975-902		
RR	Rapid Resolution HT Cartridge, 3/pk	4.6 x 50	1.8	925975-932		825975-932		
RR	Rapid Resolution HT Cartridge	2.1 x 50	1.8	925700-902		825700-902		
RR	Rapid Resolution HT Cartridge, 3/pk	2.1 x 50	1.8	925700-932		825700-932		
RR	Rapid Resolution HT Cartridge	4.6 x 30	1.8	923975-902		823975-902		
RR	Rapid Resolution HT Cartridge, 3/pk	4.6 x 30	1.8	923975-932		823975-932		
RR	Rapid Resolution HT Cartridge	2.1 x 30	1.8	923700-902		823700-902		
RR	Rapid Resolution HT Cartridge, 3/pk	2.1 x 30	1.8	923700-932		823700-932		
RR	Rapid Resolution HT Cartridge	4.6 x 15	1.8	921975-902		821975-902		
RR	Rapid Resolution HT Cartridge, 3/pk	4.6 x 15	1.8	921975-932		821975-932		
RR	Rapid Resolution HT Cartridge	2.1 x 15	1.8	921700-902		821700-902		
RR	Rapid Resolution HT Cartridge, 3/pk	2.1 x 15	1.8	921700-932		821700-932		
RR	Hardware Kit for RR and RRHT Cartridges			820555-901		820555-901		

UHPLC Guard, 1200 bar, 821725-903

Agilent Fast Guards for UHPLC

- High performance guard columns for Fast LC columns
- Two formats – one for Poroshell 120 columns, stable to 600 bar, RRHD columns, 1.8 µm (stable to 1200 bar), and RRHT columns, 1.8 µm (stable to 600 bar)

Agilent UHPLC Guards are high performance guards designed by Agilent for its Fast LC columns families. Agilent UHPLC Guards use easy-to-install hardware that fits directly on the end of the column; no extra hardware is needed. They are sold in packages of three.

Agilent UHPLC Guards extend the lifetime of analytical columns without diminishing performance.

Fast Guards for UHPLC

ZORBAX RRHD columns, 1.8 µm (1200 bar), and ZORBAX RRHT columns, 1.8 µm (600 bar)

Hardware	Description	Size (mm)	Particle Size (µm)	Eclipse Plus C18 USP L1	Eclipse XDB-C18 USP L1	SB-C18 USP L1	SB-C8 USP L7
UG	UHPLC Guard, 1200 bar, 3/pk	2.1 x 5	1.8	821725-901	821725-903	821725-902	821725-904
UG	UHPLC Guard, 1200 bar, 3/pk	3.0 x 5	1.8	823750-901	823750-903	823750-902	823750-904
UG	UHPLC Guard, 600 bar, 3/pk	4.6 x 5	1.8	820750-901	820750-903	820750-902	820750-904

Poroshell 120 columns, 2.7 µm (600 bar)

Hardware	Description	Size (mm)	Particle Size (µm)	EC-C18 USP L1	EC-C8 USP L7	SB-C18 USP L1	Phenyl-Hexyl USP L11
UG	UHPLC Guard, 600 bar, 3/pk	2.1 x 5	2.7	821725-911	821725-913	821725-912	821725-914
UG	UHPLC Guard, 600 bar, 3/pk	3.0 x 5	2.7	823750-911	823750-913	823750-912	823750-914
UG	UHPLC Guard, 600 bar, 3/pk	4.6 x 5	2.7	820750-911	820750-913	820750-912	820750-914

TIPS & TOOLS

Learn about Fast Guards for UHPLC – an easy way to extend the life of your analytical Fast LC column without losing performance. **www.agilent.com/chem/fastguardsvideo**

Other Columns for Reversed-Phase Analytical HPLC

Achieve excellent peak shape and resolution every time – leveraging the industry's broadest selection of reversed-phase columns

Whether you are using Fast LC or working with more conventional HPLC applications, Agilent's LC family offers you a range of phases and selectivities to help you perfect your separation.

The ZORBAX Family of phases scales readily to Fast LC columns in the Rapid Resolution High Throughput (RRHT) and Rapid Resolution High Definition (RRHD) families and Poroshell 120 columns, see previous section, page 227.

In this section, we'll provide overviews of other key analytical columns from Agilent:

ZORBAX Rapid Resolution, 3.5 µm, configurations are an ideal choice for initial method development, providing increased sample throughput for any application when compared to 5 µm columns.

ZORBAX Solvent Saver 3.0 mm id column configurations provide 60% mobile phase reduction over 4.6 mm id columns.

ZORBAX Eclipse Plus HPLC columns are designed to reliably produce superior peak shapes for basic compounds, and are available across all ZORBAX column configurations.

More than 13 additional ZORBAX phases including StableBond, Eclipse PAH, Eclipse XDB, ZORBAX Rx, Extend-C18, Bonus-Rx and Original ZORBAX columns – in total, more than 1400 configurations for reliable scalability and method transfer.

ZORBAX Method Development kits contain three columns for the price of two! Each as a different bonded phase for optimizing selectivity.

ZORBAX Method Validation kits – choose as many columns as you need (or as few) to make method validation easier and less expensive.

Pursuit, Pursuit XRs and Pursuit XRs Ultra columns provide alternate selectivities to the ZORBAX family.

Polaris Columns provide polar-modified phases for routine polar applications.

Other Columns for Reversed-Phase Analytical HPLC.

ZORBAX Eclipse Plus Columns

ZORBAX Eclipse Plus

- The ideal column for method development – excellent results for a wide range of compounds
- High level of performance – peak shape, efficiency, resolution, and lifetime – with all sample types: acids, bases and neutrals
- Superior reproducibility with more rigorous QA/QC testing
- Improved, patented silica manufacturing with start-to-finish product control
- Available in 1.8, 3.5, and 5 µm particle sizes for all analytical, high resolution, and fast LC analyses

Agilent ZORBAX Eclipse Plus columns provide the ultimate in performance for silica-based columns. Peak shape is excellent for the most challenging basic compounds, improving efficiency and resolution with these sample types. These results are achieved by improvements in the silica manufacturing and bonding technology, which is completely controlled by Agilent.

Because of their high level of performance, Eclipse Plus columns are the ideal first choice for method development of all samples. If you need to achieve fast method development and superior productivity, then choose a column with high-resolution 1.8 µm particles. For standard methods, conventional 5 µm and Rapid Resolution 3.5 µm columns are your best choice. With all particle sizes, easy method transfer is possible.

With more rigorous QA and QC testing, column lot-to-lot reproducibility is also improved, resulting in long-term reliable results for all analyses.

Column Specifications

Bonded Phase	Pore Size	Surface Area	Temp. Limits	pH Range*	Endcapped	Carbon Load
ZORBAX Eclipse Plus C18	95Å	160 m^2/g	60 °C	2.0-9.0	Double	9%
ZORBAX Eclipse Plus C8	95Å	160 m^2/g	60 °C	2.0-9.0	Double	7%
ZORBAX Eclipse PAH	95Å	160 m^2/g	60 °C	2.0-8.0	No	14%
ZORBAX Eclipse Plus Phenyl-Hexyl	95Å	160 m^2/g	60 °C	2.0-8.0	Double	9%

Specifications represent typical values only.

*Column lifetime will be reduced significantly at pH >7 and temperature >40 °C. At pH 6-9, highest column stability for all silica based columns is obtained by operating at temperatures <40 °C and using lower buffer concentrations in range of 0.01-0.02 M, especially with phosphate and carbonate buffers.

TIPS & TOOLS

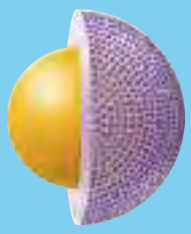

The EC-C18, EC-C8 and Phenyl-Hexyl phases on Poroshell 120 are very similar to Eclipse Plus C18, Eclipse Plus C8 and Eclipse Plus Phenyl-Hexyl phases.

Turn to page 228.

ZORBAX Eclipse Plus: Best peak shape in the industry without tailing

Column: **Eclipse Plus C18**
959996-902
4.6 x 100 mm, 5 µm

Mobile Phase: A: 60% Water
B: 40% Acetonitrile

Flow Rate: 1.0 mL/min

Temperature: Ambient

Detector: UV, 254 nm

Sample: Pyridine, Phenol

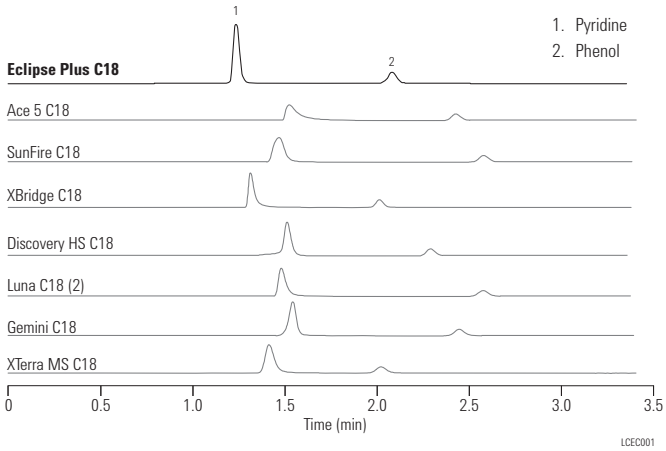

Peak shape and efficiency are better with ZORBAX Eclipse Plus

Column A: **XBridge C18, 4.6 x 150 mm, 5 µm**

Column B: **Eclipse Plus C18**
959993-902
4.6 x 150 mm, 5 µm

Mobile Phase: A: 0.1% Formic acid
B: 0.1% Formic acid in ACN

Flow Rate: 1.0 mL/min

Gradient: 0.0 min 10% B
15 min 30% B

Temperature: 40 °C

Detector: UV, 254 nm

Sample: Sulfonamides

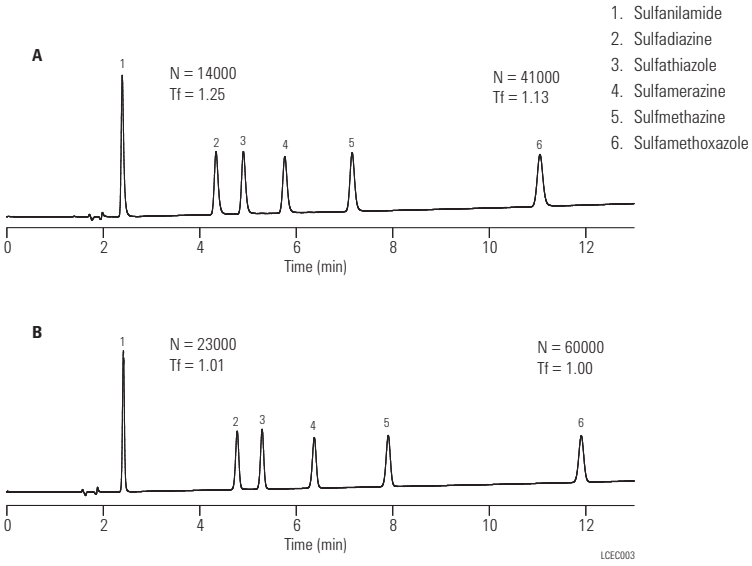

Eliminate tailing and maximize resolution with Eclipse Plus Columns

Column A: **Eclipse Plus C18, 4.6 x 50 mm**

Column B: **Competitive C18, 4.6 x 50 mm**

Mobile Phase: 65% ACN:35% 25 mM phosphate buffer (pH 7.4)

Superior peak shape and better selectivity with Eclipse Plus means more resolution, easier quantitation and better results in your separations.

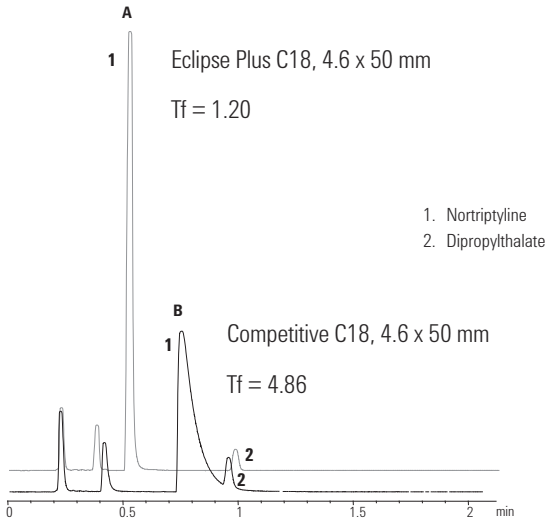

Eclipse Plus C18 vs. C8

Column A: **Eclipse Plus C18 4.6 x 50 mm, 5 µm**

Column B: **Eclipse Plus C8 4.6 x 50 mm, 5 µm**

Mobile Phase: Water: acetonitrile (30:70)

Flow Rate: 2.0 mL/min

Temperature: 30 °C

Detector: UV, 230 nm

Sample: Lip balm extract in ACN (melted at 100 °C, cooled and 0.45 µm filtered)

Less retention can save significant time – the C8 is a good choice here.

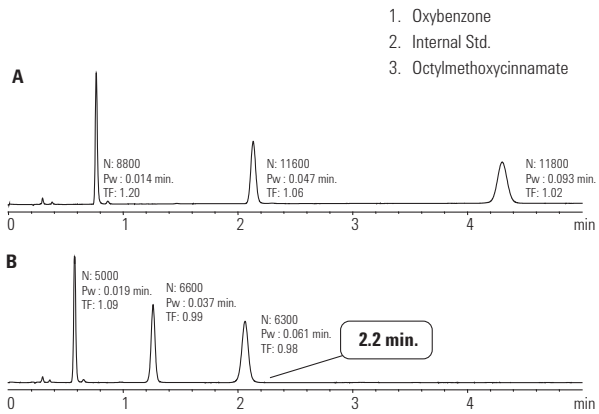

Rapid analysis of an analgesic tablet, selectivity differences at pH 2 and pH 7

Column: **Eclipse Plus C8 959946-906 4.6 x 50 mm, 5 µm**

Gradient: 10-60% B/3 min
pH 2.7: A: 0.1% Formic acid B: 0.1% fa in ACN
pH 7.0: A: 20 mM Na phosphate B: ACN

Sample: generic Excedrin tablet

Both Eclipse Plus C18 and C8 can be used over a wide pH range to optimize selectivity or analysis time.

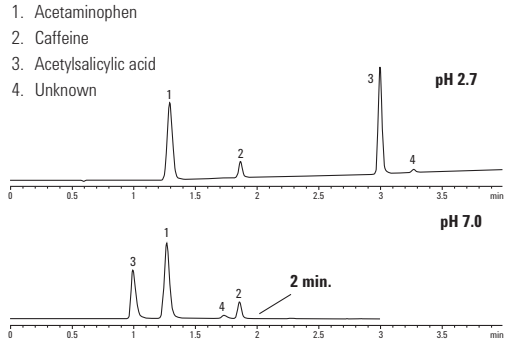

Eclipse Plus C8 is less retentive than Eclipse Plus C18

Column A: **Eclipse Plus C8**
959996-906
4.6 x 100 mm, 5 µm

Column B: **Eclipse Plus C18**
959996-902
4.6 x 100 mm, 5 µm

Mobile Phase: 80% Methanol 8 mM (total) K_2HPO_4 pH 7

Flow Rate: 1.0 mL/min

Detector: UV, 215 nm

Sample: Amitriptyline 0.05 µg/µL (0.5 µL injection)

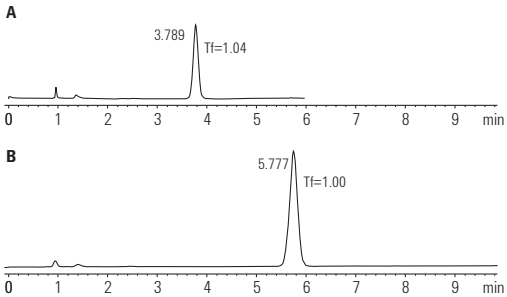

A C8 column is typically selected because it will retain less than a C18 column, reducing analysis time.

The Eclipse Plus C8 column shows the same behavior with excellent peak shape on difficult basic compounds.

Fast and ultra-fast analysis of basic compounds on Eclipse Plus

Column A: **Eclipse Plus C18**
959941-902
4.6 x 50 mm, 1.8 µm

Column B: **Eclipse Plus C18**
959993-902
4.6 x 150 mm, 5 µm

Mobile Phase: A: 50% 8 mM K_2HPO_4, pH 7
B: 50% ACN

Flow Rate: 1.0 mL/min

Temperature: Ambient

Detector: UV, 254 nm

Sample: Berberine, 0.4 mg/mL, 2 µL

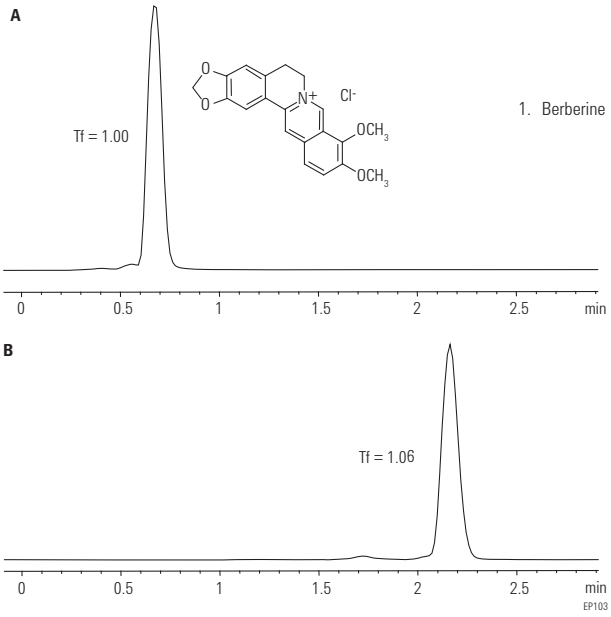

ZORBAX Eclipse Plus Columns

ZORBAX Eclipse Plus

Hardware	Description	Size (mm)	Particle Size (µm)	Eclipse Plus C18 USP L1	Eclipse Plus C8 USP L7	Eclipse Plus Phenyl-Hexyl USP L11	Eclipse PAH USP L1
	Analytical	4.6 x 250	5	959990-902	959990-906	959990-912	959990-918
	Analytical	4.6 x 150	5	959993-902	959993-906	959993-912	959993-918
	Analytical	4.6 x 100	5	959996-902	959996-906	959996-912	959996-918
	Analytical	4.6 x 50	5	959946-902	959946-906		
	Rapid Resolution	4.6 x 150	3.5	959963-902	959963-906	959963-912	959963-918
	Rapid Resolution	4.6 x 100	3.5	959961-902	959961-906	959961-912	959961-918
	Rapid Resolution	4.6 x 75	3.5	959933-902	959933-906	959933-912	
	Rapid Resolution	4.6 x 50	3.5	959943-902	959943-906	959943-912	959943-918
	Rapid Resolution	4.6 x 30	3.5	959936-902	959936-906	959936-912	
	Rapid Resolution HT, 600 bar	4.6 x 100	1.8	959964-902	959964-906	959964-912	959964-918
	Rapid Resolution HT, 600 bar	4.6 x 75	1.8	959951-902			
	Rapid Resolution HT, 600 bar	4.6 x 50	1.8	959941-902	959941-906	959941-912	959941-918
	Rapid Resolution HT, 600 bar	4.6 x 30	1.8	959931-902	959931-906	959931-912	959931-918
UG	UHPLC Guard, 600 bar, 3/pk	4.6 x 5	1.8	820750-901			
	Solvent Saver	3.0 x 250	5				959990-318
	Solvent Saver	3.0 x 150	5	959993-302	959993-306		
	Solvent Saver Plus	3.0 x 150	3.5	959963-302	959963-306	959963-312	
	Solvent Saver Plus	3.0 x 100	3.5	959961-302	959961-306	959961-312	
	Solvent Saver RRHD, 1200 bar	3.0 x 150	1.8	959759-302	959759-306		
	Solvent Saver RRHD, 1200 bar	3.0 x 100	1.8	959758-302	959758-306		
	Solvent Saver RRHD, 1200 bar	3.0 x 50	1.8	959757-302	959757-306		
	Solvent Saver HT, 600 bar	3.0 x 100	1.8	959964-302	959964-306	959964-312	
	Solvent Saver HT, 600 bar	3.0 x 50	1.8	959941-302	959941-306	959941-312	

(Continued)

Agilent HILIC Plus uses the same manufacturing processes as the Eclipse Plus family. See information about ZORBAX HILIC Plus on page 324.

ZORBAX Eclipse Plus

Hardware	Description	Size (mm)	Particle Size (µm)	Eclipse Plus C18 USP L1	Eclipse Plus C8 USP L7	Eclipse Plus Phenyl-Hexyl USP L11	Eclipse PAH USP L1
UG	UHPLC Guard, 1200 bar, 3/pk	3.0 x 5	1.8	823750-901			
	Narrow Bore	2.1 x 250	5				959790-918
	Narrow Bore	2.1 x 150	5	959701-902	959701-906	959701-912	959701-918
	Narrow Bore	2.1 x 50	5	959746-902	959746-906		
	Narrow Bore RR	2.1 x 150	3.5	959763-902	959763-906	959763-912	
	Narrow Bore RR	2.1 x 100	3.5	959793-902	959793-906	959793-912	959793-918
	Narrow Bore RR	2.1 x 50	3.5	959743-902	959743-906	959743-912	
	Narrow Bore RR	2.1 x 30	3.5	959733-902	959733-906	959733-912	
	Narrow Bore RRHD, 1200 bar	2.1 x 150	1.8	959759-902	959759-906		
	Narrow Bore RRHD, 1200 bar	2.1 x 100	1.8	959758-902	959758-906		
	Narrow Bore RRHD, 1200 bar	2.1 x 50	1.8	959757-902	959757-906		
	Narrow Bore RRHT, 600 bar	2.1 x 100	1.8	959764-902	959764-906	959764-912	959764-918
	Narrow Bore RRHT, 600 bar	2.1 x 50	1.8	959741-902	959741-906	959741-912	959741-918
	Narrow Bore RRHT, 600 bar	2.1 x 30	1.8	959731-902	959731-906	959731-912	
UG	UHPLC Guard, 1200 bar, 3/pk	2.1 x 5	1.8	821725-901			
ZGC	Guard Cartridges, 4/pk	4.6 x 12.5	5	820950-936	820950-937	820950-938	820950-939
ZGC	Guard Cartridges, 4/pk	2.1 x 12.5	5	821125-936	821125-937	821125-938	821125-939
ZGC	Guard Hardware Kit			820999-901	820999-901	820999-901	820999-901

ZORBAX Eclipse PAH Columns

ZORBAX Eclipse PAH

- High resolution separation of 16 PAHs in EPA Method 610
- Extensive range of particle sizes (1.8, 3.5 and 5 µm) and sizes for fast and high resolution separations
- Each batch of material is specifically tested with PAHs for maximum reproducibility under expected operating conditions
- Excellent performance using the high quality, improved silica of Eclipse Plus columns
- Good for applications requiring "shape selectivity" or the separation of geometric isomers

Agilent ZORBAX Eclipse PAH columns are recommended for the separation of polycyclic aromatic hydrocarbons. PAHs are considered priority pollutants and the analysis of these potentially carcinogenic compounds in water, soil and food is of major importance. Eclipse PAH columns separate all 16 PAHS in EPA method 610 quickly and with high resolution.

Column Specifications

Bonded Phase	Pore Size	Surface Area	Temp. Limits	pH Range	Endcapped	Carbon Load
ZORBAX Eclipse PAH	95Å	160 m^2/g	60 °C	2.0-8.0	No	14%

Specifications represent typical values only.

High resolution and fast analysis on RRHT Eclipse PAH column

Column: **Eclipse PAH**
959941-918
4.6 x 50 mm, 1.8 µm

Mobile Phase: A: Water; B: Acetonitrile

Gradient:

Time (Min)	% B
0.00	40
3.5	100
5.2	100
5.5	40
6.5	40

Flow Rate: 2.0 mL/min

Temperature: 25 °C

Detector: DAD 220, 4 nm No Ref. DAD Stop Time = 6.0 min
Stop Time = 7.0

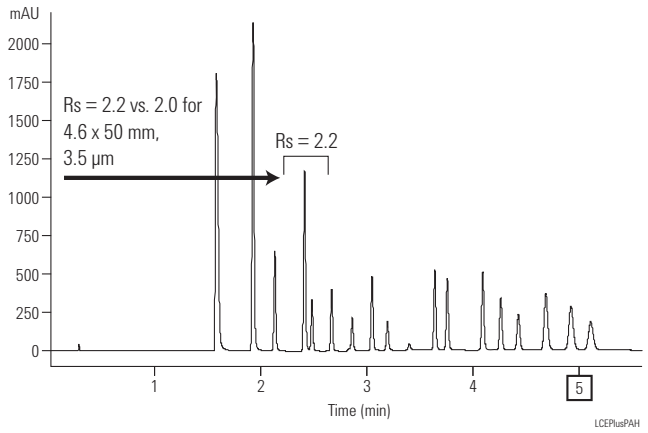

ZORBAX Eclipse PAH

Hardware	Description	Size (mm)	Particle Size (µm)	Eclipse PAH USP L1
	Analytical	4.6 x 250	5	959990-918
	Analytical	4.6 x 150	5	959993-918
	Analytical	4.6 x 100	5	959996-918
	Rapid Resolution	4.6 x 150	3.5	959963-918
	Rapid Resolution	4.6 x 100	3.5	959961-918
	Rapid Resolution	4.6 x 50	3.5	959943-918
	Rapid Resolution HT, 600 bar	4.6 x 100	1.8	959964-918
	Rapid Resolution HT, 600 bar	4.6 x 50	1.8	959941-918
	Rapid Resolution HT, 600 bar	4.6 x 30	1.8	959931-918
	Solvent Saver	3.0 x 250	5	959990-318
	Narrow Bore	2.1 x 250	5	959790-918
	Narrow Bore	2.1 x 150	5	959701-918
	Narrow Bore RR	2.1 x 100	3.5	959793-918
	Narrow Bore RRHT, 600 bar	2.1 x 100	1.8	959764-918
	Narrow Bore RRHT, 600 bar	2.1 x 50	1.8	959741-918
ZGC	Guard Cartridges, 4/pk	4.6 x 12.5	5	820950-939
ZGC	Guard Cartridges, 4/pk	2.1 x 12.5	5	821125-939
ZGC	Guard Hardware Kit			820999-901

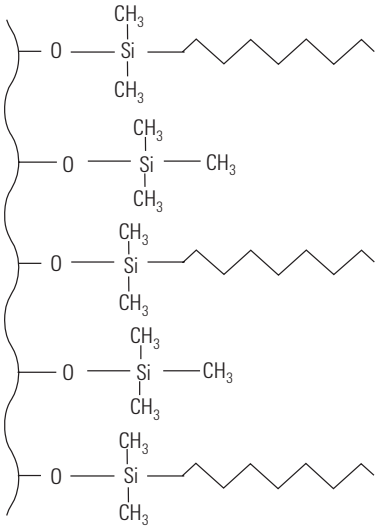

eXtra Densely Bonded and Double Endcapped Eclipse XDB Bonded Phase

ZORBAX Eclipse XDB

- Four selectivity choices for method development optimization
- Good peak shape for basic, acidic and neutral compounds
- High performance over a wide pH range – pH 2-9
- Particle sizes from 1.8 to 7 µm
- Long lifetime with eXtra Dense Bonding and double endcapping

Agilent ZORBAX Eclipse XDB columns – C18, C8, Phenyl and CN – provide four bonded phase choices for method development optimization. These columns provide good peak shape over a wide pH range (2-9) for additional method development flexibility with one family of columns. Eclipse XDB columns can be used for method development at low pH (2-3) and the same column can be used for method development in the mid pH (6-8) region. In the mid pH region residual silanols are more active and tailing interactions are more likely. To overcome these interactions, Eclipse XDB columns are eXtra Densely Bonded and double endcapped through a proprietary process to cover as many active silanols as possible. The result is superior peak shape of basic compounds from pH 2-9. Eclipse XDB columns are available in 1.8, 3.5, 5 and 7 µm particle sizes for high speed, high resolution, analytical and prep scale separations.

Column Specifications

Bonded Phase	Pore Size	Surface Area	Temp. Limits	pH Range*	Endcapped	Carbon Load
ZORBAX Eclipse XDB-C18	80Å	180 m^2/g	60 °C	2.0-9.0	Double	10%
ZORBAX Eclipse XDB-C8	80Å	180 m^2/g	60 °C	2.0-9.0	Double	7.6%
ZORBAX Eclipse XDB-Phenyl	80Å	180 m^2/g	60 °C	2.0-9.0	Double	7.2%
ZORBAX Eclipse XDB-CN	80Å	180 m^2/g	60 °C	2.0-8.0	Double	4.3%

Specifications represent typical values only

*Eclipse XDB columns are designed for operation over a wide pH range.At pH 6-9, highest columns stability for all silica based columns is achieved by operating at temperatures <40 °C and using low buffer concentrations in the range of 0.01-0.02 M.

TIPS & TOOLS

Poroshell 120 EC-CN is very similar to ZORBAX XDB-CN. Page 228

Good peak shape over a wide pH range with ZORBAX Eclipse XDB

Column: **Eclipse XDB-C8**
993967-906
4.6 x 150 mm, 5 µm

Mobile Phase: A: pH 3.0 75% 25 mM phosphate buffer 25% ACN
B: pH 7.0 90% 20 mM phosphate 10% ACN

Flow Rate: 1.5 mL/min

Temperature: 40 °C

ZORBAX Eclipse XDB columns provide good peak shape over a wide pH range and are an excellent choice for method development from pH 2-9.

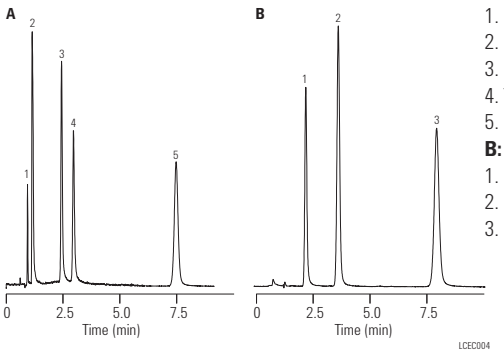

Sample:
A:
1. Maleate
2. Doxylamine
3. Chlorpheniramine
4. Triprolidine
5. Diphenhydramine

B:
1. Procainamide
2. N-acetylprocainamide
3. N-propionylprocainamide

Column stability testing at pH 3 and 60 °C

Column: **ZORBAX SB-C8**
883975-906
4.6 x 150 mm, 5 µm

Column: **Eclipse XDB-C8**
993967-906
4.6 x 150 mm, 5 µm

Mobile Phase: Purge Conditions:
70% 50 mM NaAc-HCl, pH 3.0
30% ACN
Retention Test Conditions:
65% Methanol
35% Water

Flow Rate: 1.0 mL/min

Temperature: 60 °C

Sample: Tricyclic antidepressants

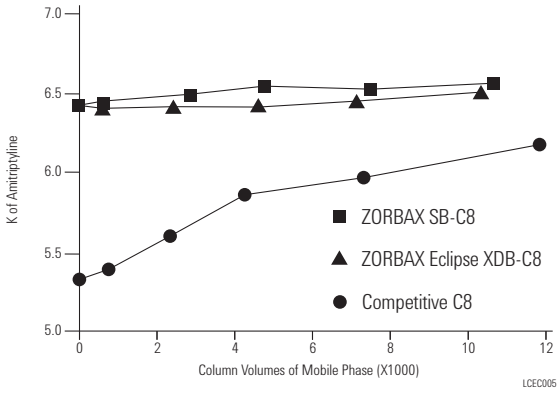

Eclipse XDB columns are stable over a wide pH range. At low pH an Eclipse endcapped column is extremely stable and shows equivalent stability to a non-endcapped column, SB-C8, at pH 3. The columns were purged with a pH 3 mobile phase at 60 °C. Then they were tested with a strongly basic compound to determine if the endcapping or bonded phase had been hydrolyzed from the silica surface. The Eclipse XDB column was very stable, as shown by the consistency of the retention of amitriptyline over the 12,000 column volumes of the test. Another endcapped column shows less stability under these same conditions.

Column stability testing at pH 7.0

Column A: **Competitive C8**
SIL-type
After 1826 column volumes

Column B: **Eclipse XDB-C8**
993967-906
4.6 x 150 mm, 5 µm
Sol-type
After 1843 column volumes

Mobile Phase: 60% ACN
40% 250 mM Phosphate Buffer, pH 7.0

Flow Rate: 1.5 mL/min

Temperature: 60 °C

Sample: Tricyclic antidepressants

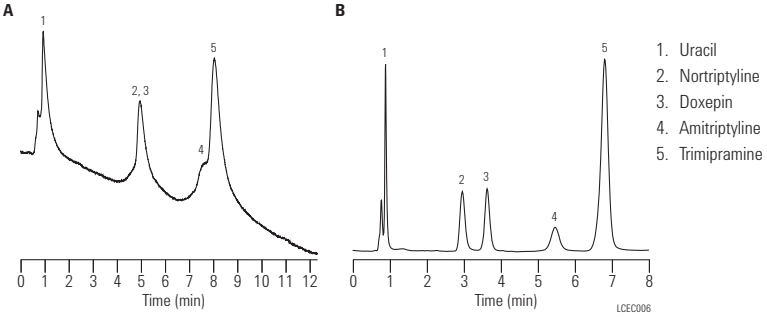

Double endcapping, dense bonding and the durable Rx-Sil particles (sol-type) combine to provide long lifetime at pH 7 when compared to single endcapped sil-gel columns used here. The conditions used for this test – high temperature (60 °C) and high salt concentration (250 mM), accelerate the dissolution of silica, causing premature failure of the sil-gel type column.

Selectivity changes for basic compounds with Eclipse XDB and StableBond

Column A: **Eclipse XDB-C8**
966967-906
4.6 x 75 mm, 3.5 µm

Column B: **ZORBAX Rx/SB-C8**
866953-906
4.6 x 75 mm, 3.5 µm

Mobile Phase: 70% 25 mM NaH_2PO_4, pH 3.0
30% Methanol

Flow Rate: 1.0 mL/min

Temperature: 35 °C

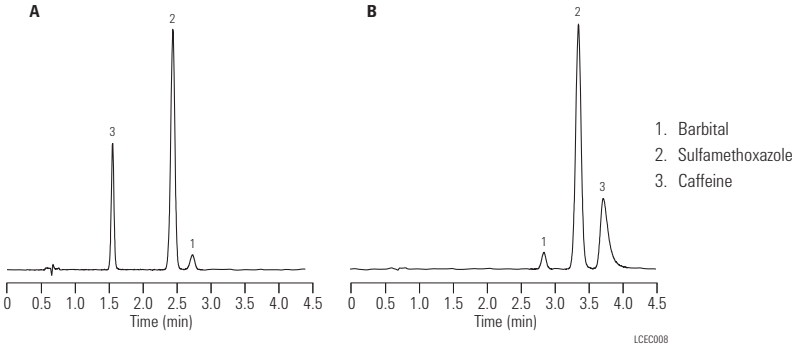

Eclipse XDB and StableBond columns are based on the same silica but have different bonding and endcapping. Therefore, they can have very different selectivity for the same sample under the same conditions, as this example shows.

Optimize separations with Eclipse XDB selectivity options

Column A: **Eclipse XDB-Phenyl**
963967-912
4.6 x 150 mm, 3.5 µm

Column B: **Eclipse XDB-C8**
963967-906
4.6 x 150 mm, 3.5 µm

Column C: **Eclipse XDB-C18**
963967-902
4.6 x 150 mm, 3.5 µm

Mobile Phase: 15% H_2O:85% MeOH

Flow Rate: 1.0 mL/min

Temperature: 35 °C

Sample: Sunscreens

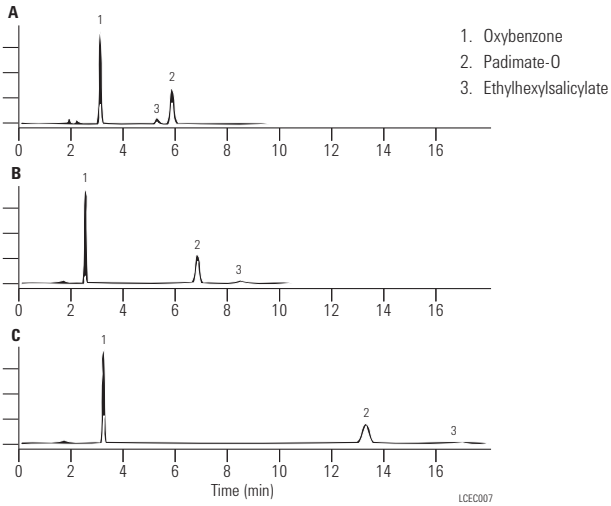

This separation of sunscreens on all three Eclipse XDB bonded phases – C18, C8 and Phenyl – shows that different bonded phases can be used to optimize a separation. While all three bonded phases provide an adequate separation, the Eclipse XDB-Phenyl provides a different peak elution order and a much shorter overall analysis time. All three bonded phases also provide excellent peak shape with no mobile phase additives.

Selectivity for urea pesticides

Column A: **Eclipse XDB-C18**
993967-902
4.6 x 150 mm, 5 µm

Column B: **Eclipse XDB-CN**
993967-905
4.6 x 150 mm, 5 µm

Column C: **Eclipse XDB-C18**
993967-902
4.6 x 150 mm, 5 µm

Mobile Phase: A. 60:40 MeOH:Water
B. 60:40 MeOH:Water
C. 77:23 MeOH:Water

Flow Rate: 1.0 mL/min

Temperature: 25 °C

Sample: Urea pesticides

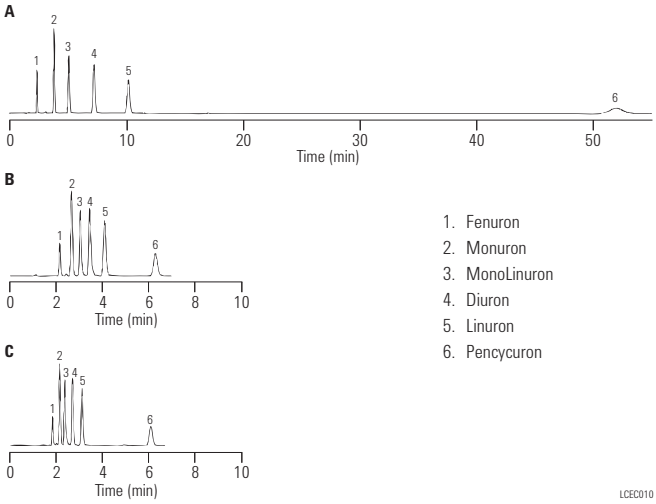

The Eclipse XDB-CN column reduces retention time and provides good selectivity for Urea pesticides when compared to an Eclipse XDB-C18 column.

ZORBAX Eclipse XDB

Hardware	Description	Size (mm)	Particle Size (µm)	Eclipse XDB-C18 USP L1	Eclipse XDB-C8 USP L7	Eclipse XDB-Phenyl USP L11	Eclipse XDB-CN USP L10
Standard Columns (no special hardware required)							
	Semi-Preparative	9.4 x 250	5	990967-202	990967-206		
	Analytical	4.6 x 250	5	990967-902	990967-906	990967-912	990967-905
	Analytical	4.6 x 150	5	993967-902	993967-906	993967-912	993967-905
	Analytical	4.6 x 50	5	946975-902	946975-906		
	Rapid Resolution	4.6 x 150	3.5	963967-902	963967-906	963967-912	963967-905
	Rapid Resolution	4.6 x 100	3.5	961967-902	961967-906		961967-905
	Rapid Resolution	4.6 x 75	3.5	966967-902	966967-906	966967-912	966967-905
	Rapid Resolution	4.6 x 50	3.5	935967-902	935967-906	935967-912	
	Rapid Resolution	4.6 x 30	3.5	934967-902	934967-906		
	Rapid Resolution	4.6 x 20	3.5	932967-902	932967-906		
UG	UHPLC Guard, 1200 bar, 3/pk	4.6 x 5	1.8	820750-903			
	Rapid Resolution HT, 600 bar	4.6 x 100	1.8	928975-902	928975-906		
	Rapid Resolution HT, 600 bar	4.6 x 50	1.8	927975-902	927975-906		
	Rapid Resolution HT, 600 bar	4.6 x 30	1.8	924975-902	924975-906		
	Rapid Resolution HT, 600 bar	4.6 x 20	1.8	926975-902	926975-906		
	Solvent Saver	3.0 x 250	5	990967-302	990967-306	990967-312	990967-305
	Solvent Saver	3.0 x 150	5	993967-302	993967-306	993967-312	993967-305
	Solvent Saver Plus	3.0 x 150	3.5	963954-302	963954-306	963954-312	963954-305
	Solvent Saver Plus	3.0 x 100	3.5	961967-302	961967-306	961967-312	
	Solvent Saver Plus	3.0 x 75	3.5	966954-302			
	Solvent Saver RRHD, 1200 bar	3.0 x 150	1.8	981759-302			
	Solvent Saver RRHD, 1200 bar	3.0 x 100	1.8	981758-302			
	Solvent Saver RRHD, 1200 bar	3.0 x 50	1.8	981757-302			
	Solvent Saver HT, 600 bar	3.0 x 100	1.8	928975-302	928975-306		
	Solvent Saver HT, 600 bar	3.0 x 50	1.8	927975-302	927975-306		
	Solvent Saver HT, 600 bar	3.0 x 30	1.8	924975-302	924975-306		
	Solvent Saver HT, 600 bar	3.0 x 20	1.8	926975-302	926975-306		
UG	UHPLC Guard, 1200 bar, 3/pk	3.0 x 5	1.8	823750-903			
	Narrow Bore	2.1 x 150	5	993700-902	993700-906	993700-912	993700-905
	Narrow Bore	2.1 x 50	5	960967-902	960967-906	960967-912	960967-905
	Narrow Bore RR	2.1 x 150	3.5	930990-902	930990-906		

Unless indicated, column pressure limit is 400 bar.

*These columns are packed with Eclipse XDB-C18, 5 µm.

(Continued)

ZORBAX Eclipse XDB

Hardware	Description	Size (mm)	Particle Size (µm)	Eclipse XDB-C18 USP L1	Eclipse XDB-C8 USP L7	Eclipse XDB-Phenyl USP L11	Eclipse XDB-CN USP L10
Standard Columns (no special hardware required)							
	Narrow Bore RR	2.1 x 100	3.5	961753-902	961753-906		961753-905
	Narrow Bore RR	2.1 x 75	3.5	966735-902			
	Narrow Bore RR	2.1 x 50	3.5	971700-902	971700-906		
	Narrow Bore RR	2.1 x 30	3.5	974700-902	974700-906		
	Narrow Bore RR	2.1 x 20	3.5	972700-902	972700-906		
	Narrow Bore RRHD, 1200 bar	2.1 x 150	1.8	981759-902			
	Narrow Bore RRHD, 1200 bar	2.1 x 100	1.8	981758-902			
	Narrow Bore RRHD, 1200 bar	2.1 x 50	1.8	981757-902			
	Narrow Bore RRHT, 600 bar	2.1 x 100	1.8	928700-902	928700-906		
	Narrow Bore RRHT, 600 bar	2.1 x 50	1.8	927700-902	927700-906		
	Narrow Bore RRHT, 600 bar	2.1 x 30	1.8	924700-902	924700-906		
	Narrow Bore RRHT, 600 bar	2.1 x 20	1.8	926700-902	926700-906		
UG	UHPLC Guard, 1200 bar, 3/pk	2.1 x 5	1.8	821725-903			
	MicroBore RR	1.0 x 150	3.5	963600-902	963600-906		
	MicroBore RR	1.0 x 50	3.5	965600-902	965600-906		
	MicroBore RR	1.0 x 30	3.5	961600-902	961600-906		
	MicroBore Guard, 3/pk	1.0 x 17	5	5185-5921	5185-5921		
P	Guard Cartridge	9.4 x 15	5	820675-112*	820675-112*	820675-112*	820675-112*
ZGC	Guard Cartridges, 4/pk	4.6 x 12.5	5	820950-925	820950-926	820950-927	820950-935
ZGC	Guard Cartridges, 4/pk	2.1 x 12.5	5	821125-926	821125-926	821125-926	821125-935
P	Guard Hardware Kit			840140-901	840140-901	840140-901	840140-901
ZGC	Guard Hardware Kit			820999-901	820999-901	820999-901	820999-901
PrepHT Cartridge Columns (require endfittings kit 820400-901)							
PH	PrepHT Cartridge	21.2 x 250	7	977250-102	977250-106		
PH	PrepHT Cartridge	21.2 x 150	7	977150-102	977150-106		
PH	PrepHT Cartridge	21.2 x 150	5	970150-902	970150-906		
PH	PrepHT Cartridge	21.2 x 100	5	970100-902	970100-906		
PH	PrepHT Cartridge	21.2 x 50	5	970050-902	970050-906		
PH	PrepHT Guard Cartridge	17.0 x 7.5	5	820212-925	820212-926		
PH	Guard Cartridge Hardware			820444-901	820444-901		
PH	PrepHT Endfittings, 2/pk			820400-901	820400-901		

Unless indicated, column pressure limit is 400 bar.

*These columns are packed with Eclipse XDB-C18, 5 µm.

ZORBAX Eclipse XDB

Hardware	Description	Size (mm)	Particle Size (µm)	Eclipse XDB-C18 USP L1	Eclipse XDB-C8 USP L7
Agilent Cartridge Columns (require hardware kit 5021-1845)					
AC	Analytical	4.6 x 250	5	7995118-585	7995108-585
AC	Analytical	4.6 x 150	5	7995118-595	7995108-595
AC	Rapid Resolution	4.6 x 75	3.5	7995118-344	7995108-344
AC	Solvent Saver Plus	3.0 x 75	3.5	7995230-344	
AC	Guard Cartridges, 10/pk	4.0 x 4	5	7995118-504	7995118-504
AC	Cartridge Holder			5021-1845	5021-1845
Standard Columns (no special hardware required)					
	Rapid Resolution HT, 400 bar	4.6 x 50	1.8	922975-902	922975-906
	Rapid Resolution HT, 3/pk, 400 bar	4.6 x 50	1.8	922975-932	
	Narrow Bore RRHT, 400 bar	2.1 x 50	1.8	922700-902	
	Narrow Bore RRHT, 3/pk, 400 bar	2.1 x 50	1.8	922700-932	
Rapid Resolution HT Cartridges (require hardware kit 820555-901)					
RR	Rapid Resolution Cartridge	4.6 x 30	3.5	933975-902	933975-906
RR	Rapid Resolution Cartridge, 3/pk	4.6 x 30	3.5	933975-932	933975-936
RR	Rapid Resolution Cartridge	4.6 x 15	3.5	931975-902	931975-906
RR	Rapid Resolution Cartridge, 3/pk	4.6 x 15	3.5	931975-932	931975-936
RR	Rapid Resolution Cartridge	2.1 x 30	3.5	973700-902	973700-906
RR	Rapid Resolution Cartridge, 3/pk	2.1 x 30	3.5	973700-932	973700-936
RR	Rapid Resolution Cartridge	2.1 x 15	3.5	975700-902	975700-906
RR	Rapid Resolution Cartridge, 3/pk	2.1 x 15	3.5	975700-932	975700-936
RR	Rapid Resolution HT Cartridge, 400 bar	4.6 x 50	1.8	925975-902	
RR	Rapid Resolution HT Cartridge, 3/pk, 400 bar	4.6 x 50	1.8	925975-932	
RR	Rapid Resolution HT Cartridge, 400 bar	4.6 x 30	1.8	923975-902	
RR	Rapid Resolution HT Cartridge, 3/pk, 400 bar	4.6 x 30	1.8	923975-932	

(Continued)

ZORBAX Eclipse XDB

Hardware	Description	Size (mm)	Particle Size (µm)	Eclipse XDB-C18 USP L1	Eclipse XDB-C8 USP L7
Rapid Resolution HT Cartridges (require hardware kit 820555-901)					
RR	Rapid Resolution HT Cartridge, 400 bar	4.6 x 15	1.8	921975-902	
RR	Rapid Resolution HT Cartridge, 3/pk, 400 bar	4.6 x 15	1.8	921975-932	
RR	Rapid Resolution HT Cartridge, 400 bar	2.1 x 50	1.8	925700-902	
RR	Rapid Resolution HT Cartridge, 3/pk, 400 bar	2.1 x 50	1.8	925700-932	
RR	Rapid Resolution HT Cartridge, 400 bar	2.1 x 30	1.8	923700-902	
RR	Rapid Resolution HT Cartridge, 3/pk, 400 bar	2.1 x 30	1.8	923700-932	
RR	Rapid Resolution HT Cartridge, 400 bar	2.1 x 15	1.8	921700-902	
RR	Rapid Resolution HT Cartridge, 3/pk, 400 bar	2.1 x 15	1.8	921700-932	
RR	Hardware Kit for RR and RRHT Cartridges			820555-901	
Capillary Glass-lined Columns					
	Capillary	0.5 x 250	5	5064-8286	
	Capillary	0.5 x 150	5	5064-8287	
	Capillary RR	0.5 x 150	3.5	5064-8288	
	Capillary RR	0.5 x 35	3.5	5064-8298	
	Capillary	0.3 x 250	5	5064-8269	
	Capillary	0.3 x 150	5	5064-8291	
	Capillary RR	0.3 x 150	3.5	5064-8271	
	Capillary	0.5 x 35	5	5064-8296	
	Capillary	0.3 x 35	5	5064-8297	

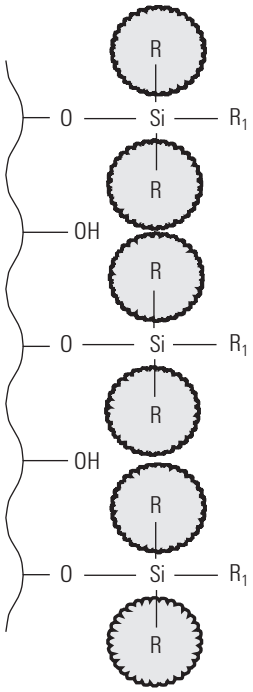

Sterically Protected StableBond Bonded Phase

ZORBAX 80Å StableBond

- Longest column lifetime and best reproducibility for low pH separations – down to pH 1
- Patented stable column chemistry allows use at high temperature and low pH without degradation
- Six different bonded phases provide broad selectivity – SB-C18, SB-C8, SB-CN, SB-Phenyl, SB-C3, and SB-Aq
- High purity (Type B) silica for good peak shape

Agilent ZORBAX StableBond columns use patented, unique, nonfunctional silanes with bulky diisobutyl (SB-C18) or diisopropyl (SB-C8, SB-C3, SB-Phenyl, SB-CN, and SB-Aq) side chain groups that sterically protect the key siloxane bond to the silica surface from hydrolytic attack at low pH. StableBond packing materials are not endcapped in order to provide exceptional stability and to maximize lifetime and reproducibility under acidic mobile phase conditions. The high purity, low acidity silica provides excellent peak shape with acidic, basic and neutral compounds making StableBond columns an excellent choice for low pH method development. ZORBAX StableBond columns are compatible with all common mobile phases, including very high aqueous mobile phases.

Column Specifications

Bonded Phase	Pore Size	Surface Area	Temp. Limits*	pH Range*	Endcapped	Carbon Load
ZORBAX SB-C18	80Å	180 m^2/g	90 °C	0.8-8.0	No	10%
ZORBAX SB-C8	80Å	180 m^2/g	80 °C	1.0-8.0	No	5.5%
ZORBAX SB-C3	80Å	180 m^2/g	80 °C	1.0-8.0	No	4%
ZORBAX SB-Phenyl	80Å	180 m^2/g	80 °C	1.0-8.0	No	5.5%
ZORBAX SB-CN	80Å	180 m^2/g	80 °C	1.0-8.0	No	4%
ZORBAX SB-Aq	80Å	180 m^2/g	80 °C	1.0-8.0	No	proprietary

Specifications represent typical values only

*StableBond columns are designed for optimal use at low pH. At pH 6-8, highest column stability for all silica-based columns is obtained by operating at temperatures <40 °C and using lower buffer concentrations in the range of 0.01-0.02 M. At mid-range pH, Eclipse Plus, Eclipse XDB and Bonus-RP are recommended.

TIPS & TOOLS

ZORBAX StableBond SB-C18, SB-C8 and SB-Aq phases are also available on Poroshell 120.

Turn to page 228

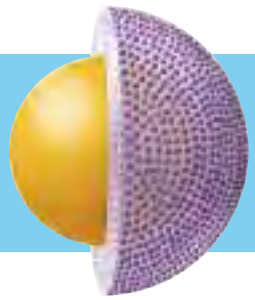

StableBond SB-C18 shows excellent stability at low pH and high temperature (pH 0.8, 90 °C)

Column: **ZORBAX SB-C18**
883975-902
4.6 x 150 mm, 5 µm

Column: **ZORBAX Rx-C18**
883967-902
4.6 x 150 mm, 5 µm

Mobile Phase: 50% Methanol/50% Water with 1.0% TFA
Test Solute: Toluene

Temperature: 90 °C

As an indicator of column breakdown, retention time of toluene was measured after purging the column with mobile phase. Only the StableBond SB-C18 is unchanged after three working months of use under these very low pH (0.8) and high temperature (90 °C) conditions. ZORBAX Rx-C18 also provides a stable matrix, and can be used as an alternative selectivity to StableBond SB-C18.

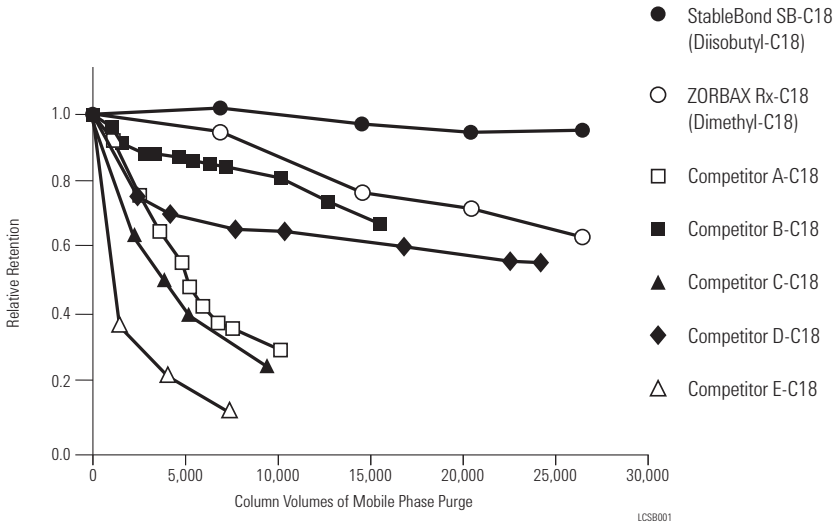

Shorter chain ZORBAX SB-CN is also stable at low pH (pH 2.0, 50 °C)

Column: **ZORBAX SB-CN**
883975-905
4.6 x 150 mm, 5 µm

Mobile Phase: 0.1% TFA, pH 2:ACN

Flow Rate: 1 mL/min

Gradient: 0-100% ACN

Temperature: 50 °C

Sample: 1-phenylheptane @ 50% AC/50% water with 0.1% TFA

ZORBAX StableBond SB-CN and other short chain StableBond bonded phases are also exceptionally stable at low pH. Conventional dimethyl CN and similar bonded phases lack this stability.

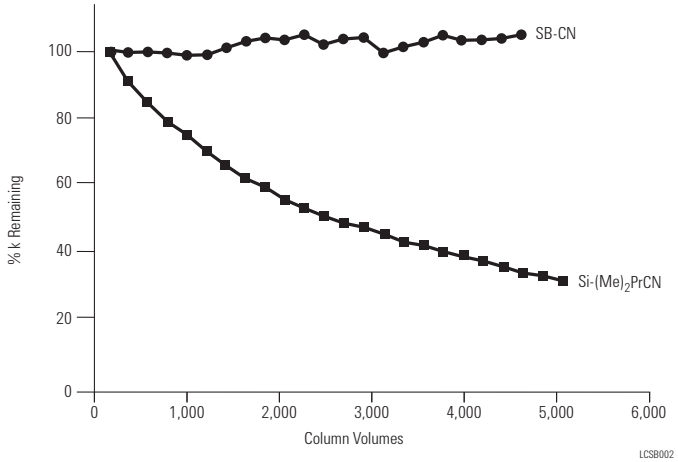

SB-CN optimizes retention and resolution

Column A: **ZORBAX SB-C18**
866953-902
4.6 x 75 mm, 3.5 µm

Column B: **ZORBAX SB-CN**
866953-905
4.6 x 75 mm, 3.5 µm

Mobile Phase: 30% ACN
70% 25mM NaH_2PO_4, pH 2.5

Flow Rate: 1.0 mL/min

Temperature: 35 °C

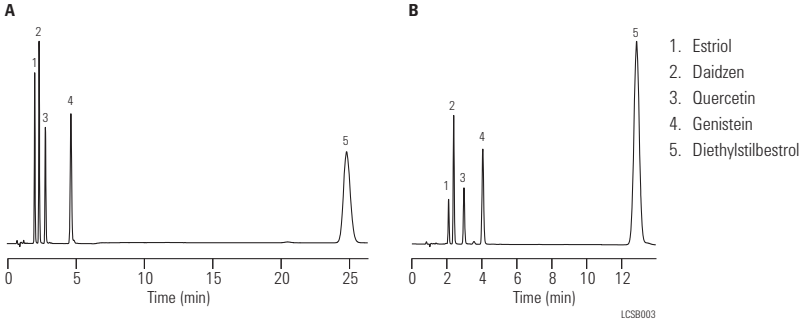

1. Estriol
2. Daidzen
3. Quercetin
4. Genistein
5. Diethylstilbestrol

The SB-CN column is used here to reduce analysis time by 50%. The retention of the most hydrophobic analyte is cut in half. At the same time, retention of the more polar, early eluting peaks increases slightly.

Five different bonded phases provide selectivity options

Column A: **ZORBAX SB-C18**
883975-902
4.6 x 150 mm, 5 µm

Column B: **ZORBAX SB-C8**
883975-906
4.6 x 150 mm, 5 µm

Column C: **ZORBAX SB-C3**
883975-909
4.6 x 150 mm, 5 µm

Column D: **ZORBAX SB-Phenyl**
883975-912
4.6 x 150 mm, 5 µm

Column E: **ZORBAX SB-CN**
883975-905
4.6 x 150 mm, 5 µm

Mobile Phase: 0-100% B in 18.8 min
A: 50 mM NaH_2PO_4,
pH 2.5 in 95% H_2O / 5% ACN
B: 50 mM NaH_2PO_4,
pH 2.5 in 47% H_2O / 53% ACN

Flow Rate: 1.0 mL/min

Temperature: 26 °C

Detector: 254 nm

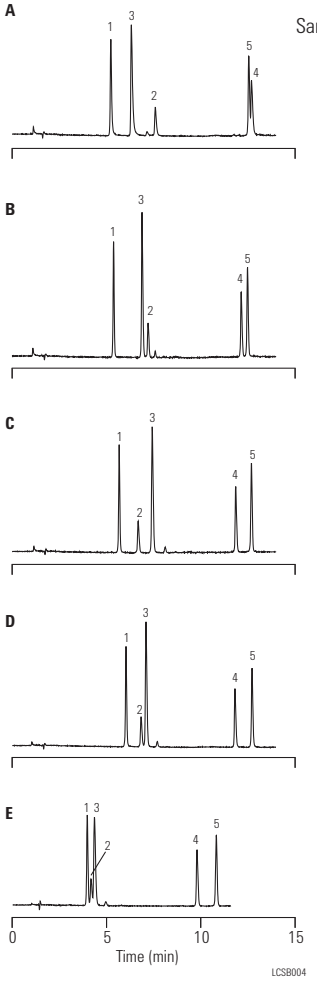

Sample:
1. Procaine
2. Lidocaine
3. d-Cinchonine
4. Butacaine
5. Tetracaine

SB-C3 is just one of the five different StableBond selectivity choices. In this example, optimum resolution is obtained with SB-C3. All are based on the same high purity Rx-SIL. Selectivity changes are therefore dependent only on the bonded phases, making method development more reliable.

ZORBAX 80Å StableBond

Hardware	Description	Size (mm)	Particle Size (µm)	SB-C18 USP L1	SB-C8 USP L7	SB-CN USP L10	SB-C3 USP L56	SB-Phenyl USP L11	SB-Aq
Standard Columns (no special hardware required)									
	Semi-Preparative	9.4 x 250	5	880975-202	880967-201	880975-205	880975-209	880975-212	
	Semi-Preparative	9.4 x 150	5	883975-202					
	Semi-Preparative	9.4 x 100	5	884975-202					
	Semi-Preparative	9.4 x 50	5	846975-202					
	Analytical	4.6 x 250	5	880975-902	880975-906	880975-905	880975-909	880975-912	880975-914
	Analytical	4.6 x 150	5	883975-902	883975-906	883975-905	883975-909	883975-912	883975-914
	Analytical	4.6 x 50	5	846975-902	846975-906				846975-914
	Rapid Resolution	4.6 x 250	3.5	884950-567					
	Rapid Resolution	4.6 x 150	3.5	863953-902	863953-906	863953-905		863953-912	863953-914
	Rapid Resolution	4.6 x 100	3.5	861953-902	861953-906	861953-905		861953-912	861953-914
	Rapid Resolution	4.6 x 75	3.5	866953-902	866953-906	866953-905		866953-912	866953-914
	Rapid Resolution	4.6 x 50	3.5	835975-902	835975-906	835975-905		835975-912	835975-914
	Rapid Resolution	4.6 x 30	3.5	834975-902	834975-906				
	Rapid Resolution	4.6 x 20	3.5	832975-902	832975-906				
	Rapid Resolution HT, 600 bar	4.6 x 150	1.8	829975-902	829975-906	829975-905		829975-912	829975-914
	Rapid Resolution HT, 600 bar	4.6 x 100	1.8	828975-902	828975-906	828975-905		828975-912	828975-914
	Rapid Resolution HT, 600 bar	4.6 x 75	1.8		830975-906				
	Rapid Resolution HT, 600 bar	4.6 x 50	1.8	827975-902	827975-906	827975-905		827975-912	827975-914
	Rapid Resolution HT, 600 bar	4.6 x 30	1.8	824975-902	824975-906	824975-905		824975-912	824975-914
	Rapid Resolution HT, 600 bar	4.6 x 20	1.8	826975-902	826975-906				
UG	UHPLC Guard, 600 bar, 3/pk	4.6 x 5	1.8	820750-902	820750-904				
	Solvent Saver	3.0 x 250	5	880975-302	880975-306	880975-305	880975-309	880975-312	880975-314
	Solvent Saver	3.0 x 150	5	883975-302	883975-306	883975-305	883975-309	883975-312	883975-314
	Solvent Saver Plus	3.0 x 150	3.5	863954-302	863954-306	863954-305		863954-312	863954-314
	Solvent Saver Plus	3.0 x 100	3.5	861954-302	861954-306	861954-305	861954-309	861954-312	861954-314
	Solvent Saver Plus	3.0 x 75	3.5	866953-302					

Unless indicated, column pressure limit is 400 bar.

(Continued)

ZORBAX 80Å StableBond

Hardware	Description	Size (mm)	Particle Size (µm)	SB-C18 USP L1	SB-C8 USP L7	SB-CN USP L10	SB-C3 USP L56	SB-Phenyl USP L11	SB-Aq
Standard Columns (no special hardware required)									
	Solvent Saver RRHD, 1200 bar	3.0 x 150	1.8	859700-302	859700-306				
	Solvent Saver RRHD, 1200 bar	3.0 x 100	1.8	858700-302	858700-306	858700-305		858700-312	
	Solvent Saver RRHD, 1200 bar	3.0 x 50	1.8	857700-302	857700-306	857700-305		857700-312	
	Solvent Saver HT, 600 bar	3.0 x 150	1.8	829975-302	829975-306	829975-305		829975-312	
	Solvent Saver HT, 600 bar	3.0 x 100	1.8	828975-302	828975-306	828975-305	828975-309	828975-312	828975-314
	Solvent Saver HT, 600 bar	3.0 x 50	1.8	827975-302	827975-306	827975-305			
	Solvent Saver HT, 600 bar	3.0 x 30	1.8	824975-302	824975-306	824975-305		827975-312	827975-314
	Solvent Saver HT, 600 bar	3.0 x 20	1.8	826975-302	826975-306				
UG	UHPLC Guard, 1200 bar, 3/pk	3.0 x 5	1.8	823750-902	823750-904				
	Narrow Bore	2.1 x 150	5	883700-922	883700-906	883700-905	883700-909	883700-912	
	Narrow Bore	2.1 x 50	5	860975-902	860975-906	860975-905	860975-909	860975-912	860975-914
	Narrow Bore RR	2.1 x 150	3.5	830990-902	830990-906				830990-914
	Narrow Bore RR	2.1 x 100	3.5	861753-902	861753-906	861753-905		861753-912	861753-914
	Narrow Bore RR	2.1 x 75	3.5	866735-902					
	Narrow Bore RR	2.1 x 50	3.5	871700-902	871700-906				871700-914
	Narrow Bore RR	2.1 x 30	3.5	874700-902	874700-906				
	Narrow Bore RR	2.1 x 20	3.5	872700-902	872700-906				
	Narrow Bore RRHD, 1200 bar	2.1 x 150	1.8	859700-902	859700-906	859700-905		859700-912	
	Narrow Bore RRHD, 1200 bar	2.1 x 100	1.8	858700-902	858700-906	858700-905		858700-912	
	Narrow Bore RRHD, 1200 bar	2.1 x 50	1.8	857700-902	857700-906	857700-905		857700-912	

Unless indicated, column pressure limit is 400 bar.

(Continued)

ZORBAX 80Å StableBond

Hardware	Description	Size (mm)	Particle Size (µm)	SB-C18 USP L1	SB-C8 USP L7	SB-CN USP L10	SB-C3 USP L56	SB-Phenyl USP L11	SB-Aq
Standard Columns (no special hardware required)									
	Narrow Bore RRHT, 600 bar	2.1 x 150	1.8	820700-902	820700-906	820700-905		820700-912	
	Narrow Bore RRHT, 600 bar	2.1 x 100	1.8	828700-902	828700-906	828700-905		828700-912	828700-914
	Narrow Bore RRHT, 600 bar	2.1 x 50	1.8	827700-902	827700-906	827700-905		827700-912	827700-914
	Narrow Bore RRHT, 600 bar	2.1 x 30	1.8	824700-902	824700-906	824700-905		824700-912	824700-914
	Narrow Bore RRHT, 600 bar	2.1 x 20	1.8	826700-902	826700-906				
UG	UHPLC Guard, 1200 bar, 3/pk	2.1 x 5	1.8	821725-902	821725-904				
	MicroBore RR	1.0 x 150	3.5	863600-902	863600-906	863600-905			
	MicroBore RR	1.0 x 50	3.5	865600-902	865600-906				
	MicroBore RR	1.0 x 30	3.5	861600-902	861600-906				
	MicroBore Guard, 3/pk	1.0 x 17	5	5185-5920	5185-5920				
P	Guard Cartridge, 2/pk	9.4 x 15	7	820675-115	820675-115	820675-124	820675-124	820675-115	
ZGC	Guard Cartridge, 4/pk	4.6 x 12.5	5	820950-920	820950-915	820950-916	820950-922	820950-917	820950-933
ZGC	Guard Cartridge, 4/pk	2.1 x 12.5	5	821125-915	821125-915	821125-924	821125-924	821125-915	821125-933
P	Guard Hardware Kit	9.4 x 15	0	840140-901	840140-901	840140-901	840140-901	840140-901	
ZGC	Guard Hardware Kit			820999-901	820999-901	820999-901	820999-901	820999-901	820999-901
PrepHT Cartridge Columns (require endfittings kit 820400-901)									
PL	PrepHT Cartridge	21.2 x 250	7	877250-102	877250-106	877250-105		877250-112	877250-114
PL	PrepHT Cartridge	21.2 x 150	7	877150-102	877150-106				877150-114
PL	PrepHT Cartridge	21.2 x 150	5	870150-902	870150-906				870150-914
PL	PrepHT Cartridge	21.2 x 100	5	870100-902	870100-906				870100-914
PL	PrepHT Cartridge	21.2 x 50	5	870050-902	870050-906				870050-914
PL	PrepHT Guard Cartridge, 2/pk	17.0 x 7.5	5	820212-920	820212-915	820212-915		820212-915	820212-933
	Guard Cartridge Hardware			820444-901	820444-901	820444-901	820444-901	820444-901	820444-901
	PrepHT Endfittings, 2/pk			820400-901	820400-901	820400-901	820400-901	820400-901	820400-901

Unless indicated, column pressure limit is 400 bar.

ZORBAX 80Å StableBond

Hardware	Description	Size (mm)	Particle Size (µm)	SB-C18 USP L1	SB-C8 USP L7	SB-Phenyl USP L11
Agilent Cartridge Columns (require hardware kit 5021-1845)						
AC	Analytical	4.6 x 250	5	7995218-585	7995208-585	
AC	Analytical	4.6 x 150	5	7995218-595	7995208-595	
AC	Rapid Resolution	4.6 x 75	3.5	7995218-344	7995208-344	
AC	Guard Cartridges, 10/pk	4.0 x 4	5	7995118-504	7995118-504	
AC	Cartridge Holder			5021-1845	5021-1845	
Standard Columns (no special hardware required)						
	Rapid Resolution HT	4.6 x 50	1.8	822975-902	822975-906	
	Rapid Resolution HT, 3/pk	4.6 x 50	1.8	822975-932		
	Narrow Bore RRHT	2.1 x 50	1.8	822700-902		
	Narrow Bore RRHT, 3/pk	2.1 x 50	1.8	822700-932		
Rapid Resolution Cartridges (require hardware kit 820555-901)						
RR	Rapid Resolution Cartridge	4.6 x 30	3.5	833975-902	833975-906	833975-912
RR	Rapid Resolution Cartridge, 3/pk	4.6 x 30	3.5	833975-932	833975-936	
RR	Rapid Resolution Cartridge	4.6 x 15	3.5	831975-902	831975-906	
RR	Rapid Resolution Cartridge, 3/pk	4.6 x 15	3.5	831975-932	831975-936	
RR	Rapid Resolution Cartridge	2.1 x 30	3.5	873700-902	873700-906	
RR	Rapid Resolution Cartridge, 3/pk	2.1 x 30	3.5	873700-932	873700-936	
RR	Rapid Resolution Cartridge	2.1 x 15	3.5	875700-902	875700-906	
RR	Rapid Resolution Cartridge, 3/pk	2.1 x 15	3.5	875700-932	875700-936	
Rapid Resolution HT Cartridges (require hardware kit 820555-901)						
RR	Rapid Resolution HT Cartridge	4.6 x 50	1.8	825975-902		
RR	Rapid Resolution HT Cartridge, 3/pk	4.6 x 50	1.8	825975-932		
RR	Rapid Resolution HT Cartridge	4.6 x 30	1.8	823975-902		
RR	Rapid Resolution HT Cartridge, 3/pk	4.6 x 30	1.8	823975-932		
RR	Rapid Resolution HT Cartridge	4.6 x 15	1.8	821975-902		
RR	Rapid Resolution HT Cartridge, 3/pk	4.6 x 15	1.8	821975-932		
RR	Rapid Resolution HT Cartridge	2.1 x 50	1.8	825700-902		
RR	Rapid Resolution HT Cartridge, 3/pk	2.1 x 50	1.8	825700-932		
RR	Rapid Resolution HT Cartridge	2.1 x 30	1.8	823700-902		
RR	Rapid Resolution HT Cartridge, 3/pk	2.1 x 30	1.8	823700-932		
RR	Rapid Resolution HT Cartridge	2.1 x 15	1.8	821700-902		
RR	Rapid Resolution HT Cartridge, 3/pk	2.1 x 15	1.8	821700-932		
RR	Hardware Kit for RR and RRHT Cartridges			820555-901		

ZORBAX 80Å StableBond

Description	Size (mm)	Particle Size (µm)	SB-C18 USP L1
Capillary Glass-lined Columns			
Capillary	0.5 x 250	5	5064-8258
Capillary	0.5 x 150	5	5064-8256
Capillary	0.5 x 35	5	5064-8254
Capillary RR	0.5 x 150	3.5	5064-8262
Capillary RR	0.5 x 35	3.5	5064-8260
Capillary	0.3 x 250	5	5064-8257
Capillary	0.3 x 150	5	5064-8255
Capillary	0.3 x 35	5	5064-8253
Capillary RR	0.3 x 150	3.5	5064-8261

ZORBAX Rx

- Recommended for alternate selectivity at low pH relative to Eclipse Plus C18, Eclipse XDB-C18 and StableBond SB-C18; for higher temperature applications, StableBond is recommended
- Higher carbon load than SB-C18 columns (12% vs. 10%)
- High stability and good peak shape for low pH applications (up to pH 8)
- Manufactured using dimethyloctadecylsilane and non-endcapped
- ZORBAX Rx-C8 is the same product as SB-C8

Column Specifications

Bonded Phase	Pore Size	Surface Area	Temp. Limits	pH Range*	Endcapped	Carbon Load
ZORBAX Rx-C18	80Å	180 m^2/g	60 °C	2.0-8.0	No	12%
ZORBAX Rx-C8	80Å	180 m^2/g	80 °C	1.0-8.0	No	5.5%

Specifications represent typical values only

*At pH 6-9 highest column stability for all silica based columns is obtained by operating at temperatures <40 °C and using lower buffer concentrations in the range of 0.01-0.02 M.

Analysis of diazepam on Rx-C18

Column: **ZORBAX Rx-C18**
880967-302
3.0 x 250 mm, 5 µm

Mobile Phase: 35% H_2O:65% MeOH

Flow Rate: 0.5 mL/min

An Rx-C18 column is used for this USP analysis of diazepam and the internal standard ethylparaben. The Solvent Saver 3.0 mm id Rx-C18 column reduces solvent usage by 60% over what would be used if the analysis was done on a 4.6 x 250 mm column.

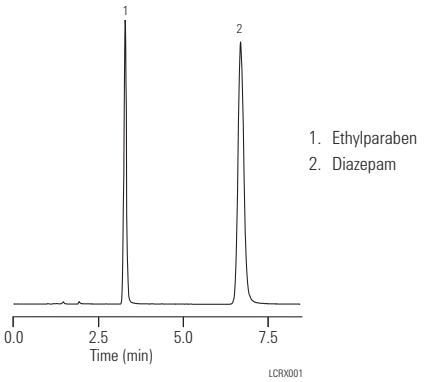

ZORBAX Rx

Hardware	Description	Size (mm)	Particle Size (µm)	Rx-C18 USP L1	Rx-C8 USP L7*
	Semi-Preparative	9.4 x 250	5	880967-202	880967-201
	Analytical	4.6 x 250	5	880967-902	880967-901
	Analytical	4.6 x 150	5	883967-902	883967-901
	Rapid Resolution	4.6 x 150	3.5	863967-902	
	Rapid Resolution	4.6 x 100	3.5	861967-902	
	Rapid Resolution	4.6 x 75	3.5	866967-902	
	Solvent Saver	3.0 x 250	5	880967-302	
	Solvent Saver	3.0 x 150	5	883967-302	
	Solvent Saver Plus	3.0 x 150	3.5	863967-302	
	Solvent Saver Plus	3.0 x 100	3.5	861967-302	
	Narrow Bore	2.1 x 150	5	883700-902	
	Narrow Bore RR	2.1 x 100	3.5	861767-902	
P	Guard Cartridge, 2/pk	9.4 x 15	7	820675-115	820675-115
ZGC	Guard Cartridge, 4/pk	4.6 x 12.5	5	820950-914	820950-913
ZGC	Guard Cartridge, 4/pk	2.1 x 12.5	5	821125-915	821125-915
P	Guard Hardware Kit	9.4 x 15		840140-901	840140-901
ZGC	Guard Hardware Kit			820999-901	820999-901
PrepHT Cartridge Columns (require endfittings kit 820400-901)					
PL	PrepHT Cartridge	21.2 x 250	7	877967-102	877250-106
PL	PrepHT Cartridge	21.2 x 150	7		877150-106
PL	PrepHT Cartridge	21.2 x 150	5		870150-906
PL	PrepHT Cartridge	21.2 x 100	5		870100-906
PL	PrepHT Cartridge	21.2 x 50	5		870050-906
PL	PrepHT Guard Cartridge, 2/pk		5	820212-914	820212-915
PL	Guard Cartridge Hardware			820444-901	820444-901
PL	PrepHT Endfittings, 2/pk			820400-901	820400-901

*Rx-C8 is the same product as SB-C8. For other sizes and configurations, see the ZORBAX StableBond section, page 264.

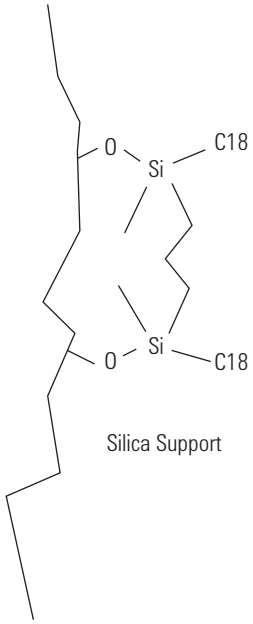

ZORBAX 80Å Extend-C18

- High efficiency and long life at high pH – up to pH 11.5
- Unique bidentate bonding and double endcapping provides high pH stability
- More efficiency and better peak shape than polymer-based columns
- Improve retention, resolution and peak shape of basic compounds
- High sensitivity for LC/MS separations of peptides

The Agilent ZORBAX Extend-C18 column uses a novel bidentate C18-C18 bonding technology to make it possible to develop high-resolution separations at high pH with a silica-based column. At high pH, non-charged basic compounds will not interact with the underlying silica. The result is high efficiency separations with superior peak shape and improved resolution. High pH separations are also the best choice for compounds that are more stable or more soluble in high pH solutions. Some of the mobile phase buffer options for high pH include triethylamine, pyrrolidine, glycine, borate and ammonium hydroxide. Ammonium hydroxide at pH 10.5 is an excellent mobile phase modifier for the LC/MS of peptides and small molecules with improved sensitivity compared with TFA containing mobile phase at low pH. The Extend-C18 column is stable from pH 2-11.5 with good peak shape for all types of compounds. Extend-C18 columns also provide an additional selectivity choice at low pH.

TIPS & TOOLS

Always use Agilent Certified Lamps for Best LC Performance

Agilent detector lamps are built to the tightest specifications and quality standards. They are designed to increase light intensity and decrease noise, which improves chromatographic results. Agilent rigorously tests its lamps for lowest lamp-to-lamp variability. Trust Agilent lamps for robust, long-lasting performance and lower cost of ownership. To learn more, visit **www.agilent.com/chem/lamps**

Column Specifications

Bonded Phase	Pore Size	Surface Area	Temp. Limits*	pH Range**	Endcapped	Carbon Load
ZORBAX Extend-C18	80Å	180 m^2/g	60 °C	2.0-11.5	Double	12.5%

Specifications represent typical values only.

*Temperature limits are 60 °C up to pH 8, 40 °C from pH 8-11.5.

**Above pH 6 highest column stability for all silica based columns is obtained by reducing the operating temperature to 40 °C or below and using lower buffer concentrations (0.01-0.02 M) or organic buffers.

Basic antihistamines on Extend-C18 at high pH

Column: **ZORBAX Extend-C18**
773450-902
4.6 x 150 mm, 5 µm

Mobile Phase: pH 7:
30% 20 mM Na_2HPO_4 70% MeOH
pH 11:
30% 20 mM TEA 70% MeOH

Flow Rate: 1.0 mL/min

Temperature: Ambient

Detector: 254 nm

Sample: Antihistamines

Pseudoephedrine and scopolamine are difficult to retain at low and mid pH. Pseudoephedrine is often analyzed by ion exchange methods. The Extend-C18 column retains these compounds in a noncharged form at high pH and improves resolution.

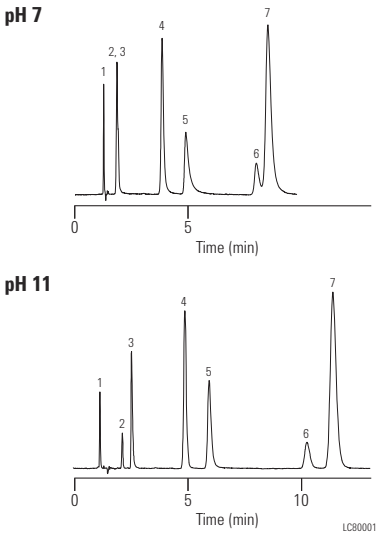

1. Maleate
2. Scopolamine
3. Pseudoephedrine
4. Doxylamine
5. Chlorpheniramine
6. Triprolidine
7. Diphenhydramine

Long life at high pH with Extend-C18

Column: **ZORBAX Extend-C18**
773450-902
4.6 x 150 mm, 5 µm

Mobile Phase: 20% Methanol
80% 0.1 M Carbonate buffer, pH 10.0

Flow Rate: 1.0 mL/min

Temperature: Ambient

At high pH, columns will fail due to silica dissolution. The example here shows extended lifetime of ZORBAX Extend-C18 at high pH in comparison to competitor W. This was measured by the amount of dissolved silica.

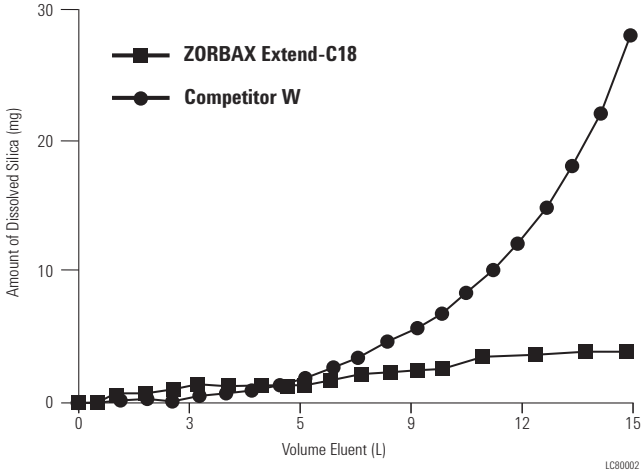

Extend-C18 provides good peak shape at low pH

Column: **ZORBAX Extend-C18**
773450-902
4.6 x 150 mm, 5 µm

Mobile Phase: 80% 25 mM NaH_2PO_4, pH 3.0
20% Methanol

Flow Rate: 1.0 mL/min

Temperature: 35 °C

Detector: UV, 254 nm

Sample: Basic compounds

These basic compounds are separated on the Extend-C18 at low pH with excellent peak shape. The Extend-C18 column can be used at high and low pH.

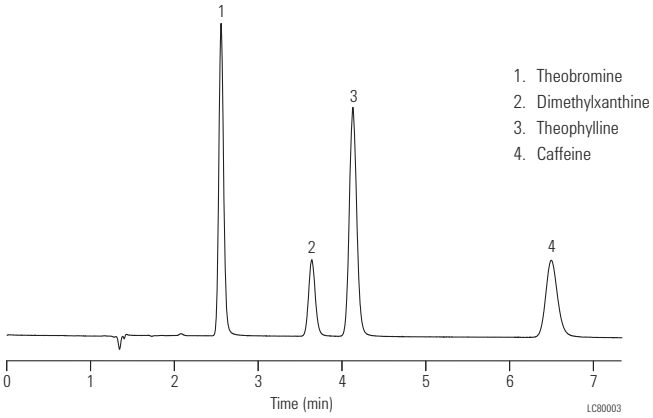

ZORBAX 80Å Extend-C18

Hardware Description	Size (mm)	Particle Size (µm)	Extend-C18 USP L1
Standard Columns (no special hardware required)			
Analytical	4.6 x 250	5	770450-902
Analytical	4.6 x 150	5	773450-902
Analytical	4.6 x 50	5	746450-902
Rapid Resolution	4.6 x 150	3.5	763953-902
Rapid Resolution	4.6 x 100	3.5	764953-902
Rapid Resolution	4.6 x 75	3.5	766953-902
Rapid Resolution	4.6 x 50	3.5	735953-902
Rapid Resolution HT, 600 bar	4.6 x 100	1.8	728975-902
Rapid Resolution HT, 600 bar	4.6 x 50	1.8	727975-902
Rapid Resolution HT, 600 bar	4.6 x 30	1.8	724975-902
Rapid Resolution HT, 600 bar	4.6 x 20	1.8	726975-902
Solvent Saver	3.0 x 250	5	770450-302
Solvent Saver	3.0 x 150	5	773450-302
Solvent Saver Plus	3.0 x 150	3.5	763954-302
Solvent Saver Plus	3.0 x 100	3.5	764953-302
Solvent Saver Plus	3.0 x 50	3.5	735954-302

Unless indicated, column pressure limit is 400 bar.

(Continued)

ZORBAX 80Å Extend-C18

Hardware	Description	Size (mm)	Particle Size (µm)	Extend-C18 USP L1
Standard Columns (no special hardware required)				
	Solvent Saver RRHD, 1200 bar	3.0 x 100	1.8	758700-302
	Solvent Saver RRHD, 1200 bar	3.0 x 50	1.8	757700-302
	Solvent Saver HT, 600 bar	3.0 x 100	1.8	728975-302
	Solvent Saver HT, 600 bar	3.0 x 50	1.8	727975-302
	Solvent Saver HT, 600 bar	3.0 x 30	1.8	724975-302
	Solvent Saver HT, 600 bar	3.0 x 20	1.8	726975-302
	Narrow Bore	2.1 x 150	5	773700-902
	Narrow Bore	2.1 x 50	5	760450-902
	Narrow Bore RR	2.1 x 100	3.5	761753-902
	Narrow Bore RR	2.1 x 50	3.5	735700-902
	Narrow Bore RRHD, 1200 bar	2.1 x 150	1.8	759700-902
	Narrow Bore RRHD, 1200 bar	2.1 x 100	1.8	758700-902
	Narrow Bore RRHD, 1200 bar	2.1 x 50	1.8	757700-902
	Narrow Bore RRHT, 600 bar	2.1 x 100	1.8	728700-902
	Narrow Bore RRHT, 600 bar	2.1 x 50	1.8	727700-902
	Narrow Bore RRHT, 600 bar	2.1 x 30	1.8	724700-902
	Narrow Bore RRHT, 600 bar	2.1 x 20	1.8	726700-902
	MicroBore RR	1.0 x 150	3.5	763600-902
	MicroBore RR	1.0 x 50	3.5	765600-902
	MicroBore RR	1.0 x 30	3.5	761600-902
	MicroBore Guard, 3/pk	1.0 x 17	5	5185-5923
ZGC	Guard Cartridge, 4/pk	4.6 x 12.5	5	820950-930
ZGC	Guard Cartridge, 4/pk	2.1 x 12.5	5	821125-930
ZGC	Guard Hardware Kit			820999-901
PrepHT Cartridge Columns (require endfittings kit 820400-901)				
PH	PrepHT Cartridge	21.2 x 150	5	770150-902
PH	PrepHT	21.2 x 100	5	770100-902
PH	PrepHT	21.2 x 50	5	770050-902
PH	PrepHT Endfittings, 2/pk			820400-901
PH	PrepHT Guard Cartridge, 2/pk	17.0 x 7.5	5	820212-930
PH	Guard Cartridge Hardware			820444-901

Unless indicated, column pressure limit is 400 bar.

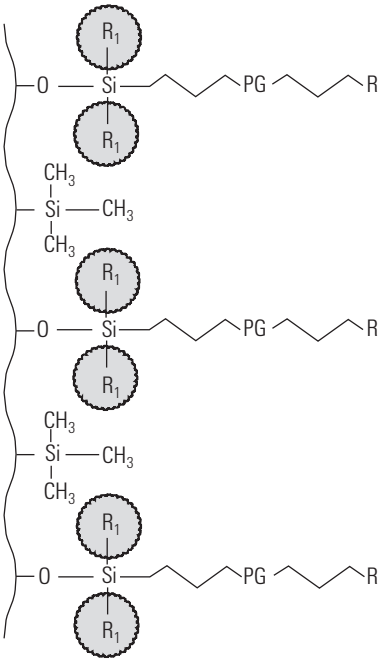

Unique, Polar Alkyl Bonus-RP Bonded Phase

ZORBAX Bonus-RP

- Excellent peak shape for challenging basic compounds at low and mid pH
- Unique reversed-phase selectivity
- Novel bonding technology with embedded polar group and steric protection
- Usable in 100% aqueous mobile phases

The Agilent ZORBAX Bonus-RP column has a polar amide group embedded in a long alkyl chain. This novel bonding reduces interactions between basic compounds and the silica support, improving peak shape for the most difficult basic compounds. Peak shape and column lifetime are further improved by triple endcapping. In addition, diisopropyl side groups provide steric protection against acid hydrolysis for good lifetime at low pH. The Bonus-RP column provides an alternate selectivity to C18 and C8 alkyl bonded phases.

Column Specifications

Bonded Phase	Pore Size	Surface Area	Temp. Limits*	pH Range	Endcapped	Carbon Load
ZORBAX Bonus-RP	80Å	180 m^2/g	60 °C	2.0-9.0	Triple	9.5%

Specifications represent typical values only.

*Temperature limits are 60 °C up to pH 8, 40 °C from pH 8-9.

TIPS & TOOLS

ZORBAX Bonus-RP is also available on Poroshell 120.

Turn page 228

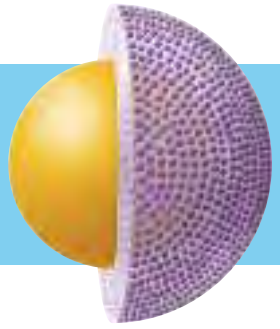

Improved peak shape of basic compounds using Bonus-RP

Column: **Alkyl-C8**
4.6 x 150 mm, 5 µm

Mobile Phase: 75% 25 mM NH_4OAc, pH 5.5
25% ACN

Flow Rate: 1.5 mL/min

Temperature: 40 °C

Detector: 254 nm

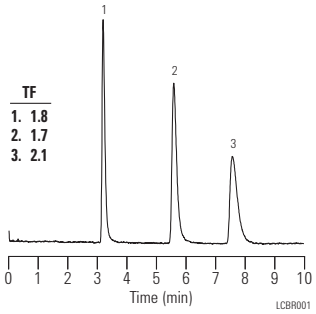

1. Doxylamine
2. Chlorpheniramine
3. Triprolidine

Column: **ZORBAX Bonus-RP**
883668-901
4.6 x 150 mm, 5 µm

Mobile Phase: 80% 25 mM NH_4OAc, pH 5.5
20% ACN

Flow Rate: 1.5 mL/min

Temperature: 40 °C

Detector: 254 nm

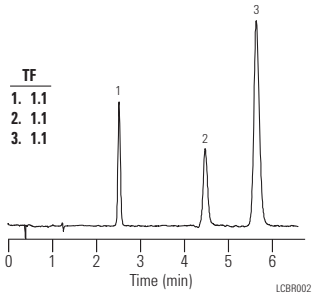

1. Doxylamine
2. Chlorpheniramine
3. Triprolidine

Bonus-RP eliminates peak tailing of these basic compounds in comparison to a typical alkyl C8 bonded phase. In the mid-pH region, residual silanols can interact more strongly with basic compounds to cause peak tailing. The polar group in the Bonus-RP bonded phase eliminates peak tailing of these basic compounds by reducing interactions with residual silanols.

ZORBAX Bonus-RP is stable at low and mid pH

Column: **ZORBAX Bonus-RP**
883668-901
4.6 x 150 mm, 5 µm

Mobile Phase: 60% 25 mM
Phosphate Buffer,
pH 7.0:40% ACN

Flow Rate: 1.5 mL/min

Temperature: 23 °C

Triple endcapping of Bonus-RP enhances stability at pH 7. Each 10,000 column volume is equivalent to approximately one working month.

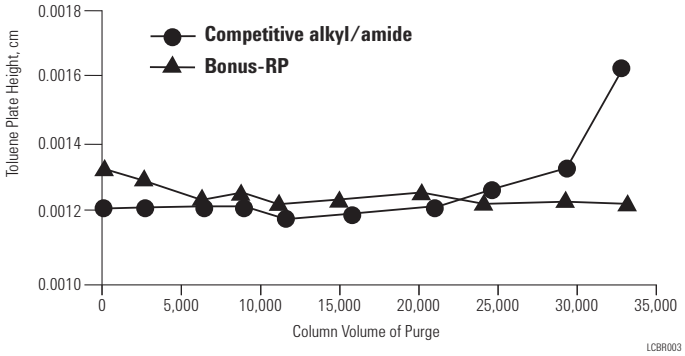

Dimethyl-C18/amide, Bonus-RP

Column: **ZORBAX Bonus-RP**
883668-901
4.6 x 150 mm, 5 µm

Mobile Phase: Aging:
50% MeOH
50% 0.1% TFA
Test:
80% MeOH
20% H_2O

Flow Rate: 1.0 mL/min

Temperature: Aging:
60 °C
Test:
23 °C

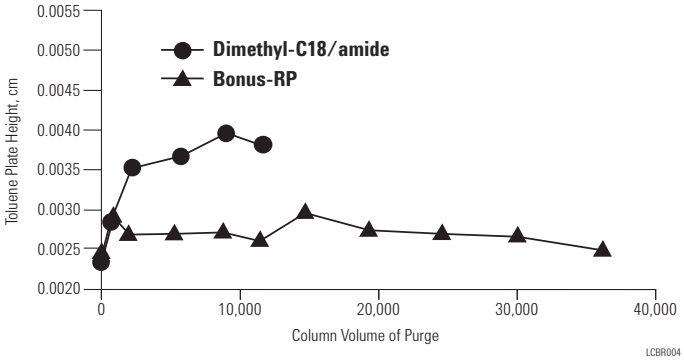

Sterically protecting side groups provide good low pH stability and longer column lifetime than similar polar alkyl bonded phases.

ZORBAX Bonus-RP provides unique selectivity

Column A: **ZORBAX Bonus-RP**
883668-901
4.6 x 150 mm, 5 µm

Column B: **Eclipse XDB-C8**
993967-906
4.6 x 150 mm, 5 µm

Mobile Phase: 75% 25 mM Na Citrate, pH 6
25% MeOH

Flow Rate: 1.0 mL/min

Temperature: Ambient

Detector: 254 nm

Sample: 3 µL
Cephalosporins

Peak elution order can change dramatically when using Bonus-RP.
In this example, the elution order of the first three peaks changes.

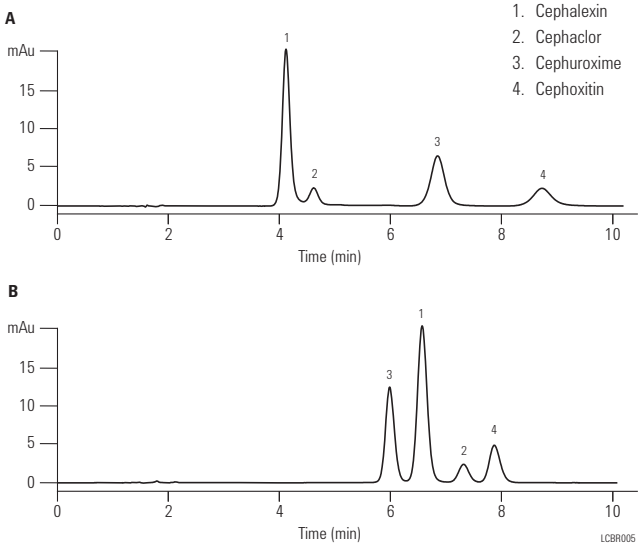

ZORBAX Bonus-RP

Hardware	Description	Size (mm)	Particle Size (µm)	Bonus-RP USP L60
Standard Columns (no special hardware required)				
	Analytical	4.6 x 250	5	880668-901
	Analytical	4.6 x 150	5	883668-901
	Rapid Resolution	4.6 x 250	3.5	884950-577
	Rapid Resolution	4.6 x 150	3.5	863668-901
	Rapid Resolution	4.6 x 100	3.5	864668-901
	Rapid Resolution	4.6 x 75	3.5	866668-901
	Rapid Resolution	4.6 x 50	3.5	835668-901
	Rapid Resolution HT, 600 bar	4.6 x 100	1.8	828668-901
	Rapid Resolution HT, 600 bar	4.6 x 75	1.8	830668-901
	Rapid Resolution HT, 600 bar	4.6 x 50	1.8	827668-901
	Solvent Saver	3.0 x 250	5	880668-301
	Solvent Saver	3.0 x 150	5	883668-301
	Solvent Saver Plus	3.0 x 150	3.5	863668-301
	Solvent Saver Plus	3.0 x 100	3.5	864668-301
	Solvent Saver HT, 600 bar	3.0 x 100	1.8	828668-301
	Solvent Saver HT, 600 bar	3.0 x 50	1.8	827668-301
	Rapid Resolution HD, 1200 bar	2.1 x 150	1.8	859768-901
	Rapid Resolution HD, 1200 bar	2.1 x 100	1.8	858768-901
	Rapid Resolution HD, 1200 bar	2.1 x 50	1.8	857768-901
	Narrow Bore	2.1 x 150	5	883725-901
	Narrow Bore	2.1 x 50	5	861971-901

Unless indicated, column pressure limit is 400 bar.

(Continued)

ZORBAX Bonus-RP bonding is also available on Poroshell 120 columns. Turn to page 228.

ZORBAX Bonus-RP

Hardware	Description	Size (mm)	Particle Size (µm)	Bonus-RP USP L60
Standard Columns (no special hardware required)				
	Narrow Bore RR	2.1 x 150	3.5	863700-901
	Narrow Bore RR	2.1 x 100	3.5	861768-901
	Narrow Bore RR	2.1 x 50	3.5	861700-901
	Narrow Bore RRHT, 600 bar	2.1 x 100	1.8	828768-901
	Narrow Bore RRHT, 600 bar	2.1 x 50	1.8	827768-901
	MicroBore RR	1.0 x 150	3.5	863608-901
	MicroBore RR	1.0 x 50	3.5	865608-901
	MicroBore RR	1.0 x 30	3.5	861608-901
	MicroBore Guard, 3/pk	1.0 x 17	5	5185-5922
ZGC	Guard Cartridge, 4/pk	4.6 x 12.5	5	820950-928
ZGC	Guard Cartridge, 4/pk	2.1 x 12.5	5	821125-928
ZGC	Guard Hardware Kit			820999-901
PrepHT Cartridge Columns (require endfittings kit 820400-901)				
PH	PrepHT Cartridge	21.2 x 250	7	878250-101
PH	PrepHT Cartridge	21.2 x 150	7	878150-101
PH	PrepHT Cartridge	21.2 x 150	5	868150-901
PH	PrepHT Cartridge	21.2 x 100	5	868100-901
PH	PrepHT Cartridge	21.2 x 50	5	868050-901
PH	PrepHT Endfittings, 2/pk			820400-901
PH	PrepHT Guard Cartridge, 2/pk	17.0 x 7.5	5	820212-928
PH	Guard Cartridge Hardware			820444-901

Unless indicated, column pressure limit is 400 bar.

TIPS & TOOLS

Watch LC troubleshooting videos featuring Agilent chromatographic experts at **www.agilent.com/chem/lctroubleshooting**

ZORBAX Original Reversed-Phase Columns

Agilent Original ZORBAX columns are made with Type A silica and are useful for many applications of acidic or neutral compounds. These columns have a higher activity level and are therefore useful for separating isomers (e.g. cis-trans, geometric) or other compounds where silanol activity enhances selectivity. These columns are used in many established methods.

Column Specifications

Bonded Phase	Pore Size	Surface Area	Temp Limit	pH Range	Endcapped	Carbon Load
ZORBAX C18	70Å	300 m^2/g	60 °C	2.0 - 8.0	Yes/No	20%
ZORBAX C8	70Å	300 m^2/g	60 °C	2.0 - 8.0	Yes	12%
ZORBAX-Phenyl	70Å	300 m^2/g	60 °C	2.0 - 8.0	Yes	12%
ZORBAX CN	70Å	300 m^2/g	60 °C	2.0 - 8.0	N/A	7%
ZORBAX-TMS	70Å	300 m^2/g	60 °C	2.0 - 7.0	N/A	4%

ZORBAX Original Reversed-Phase Columns

Hardware	Description	Size (mm)	Particle Size (µm)	ODS (C18) USP L1	C8 USP L7	Phenyl USP L11	CN USP L10	TMS USP L13
Standard Columns (no special hardware required)								
	Semi-Preparative	9.4 x 250	5	880952-202	880952-206			
	Analytical (Endcapped)	4.6 x 250	5	880952-702	880952-706	880952-712	884950-507	880952-710
	Analytical (Non-endcapped)	4.6 x 250	5	884950-543				
	Analytical	4.6 x 150	5	883952-702	883952-706	883952-712	884950-526	883952-710
	Solvent Saver	3.0 x 250	5	880952-302				
	Solvent Saver	3.0 x 150	5	883952-302				
Guard Columns (hardware required)								
P	Guard Cartridge, 2/pk	9.4 x 15	7	820675-115	820675-115	820675-115	820675-124	
ZGC	Guard Cartridge, 4/pk	4.6 x 12.5	5	820950-902	820950-906	820950-912	820950-905	820950-924
P	Guard Hardware Kit			840140-901	840140-901	840140-901	840140-901	840140-901
ZGC	Guard Hardware Kit			820999-901	820999-901	820999-901	820999-901	820999-901
PrepHT Cartridge Columns (require endfittings kit 820400-901)								
PrepHT	PrepHT Cartridge	21.2 x 250	7	877952-102	877952-106		877952-105	
PrepHT	PrepHT Endfittings, 2/pk			820400-901	820400-901		820400-901	

ZORBAX Method Development Kits

Kits for Analytical HPLC

ZORBAX Method Development Kits

Agilent offers a series of kits that allow for fast method development at an attractive price. Each kit contains 3 columns. Six new kits have been added and are recommended for use with the new Agilent Automated Method Development LC. Several of these kits contain Rapid Resolution HT (1.8 µm) columns in a variety of bonded phases for easy method optimization and several kits contain Rapid Resolution (3.5 µm) columns in the same variety of bonded phases. These kits contain some of the Eclipse Plus family of columns for excellent peak shape and optimum performance with a wide variety of compounds.

ZORBAX Method Development Kits
Recommended for use with the Agilent Automated Method Development LC System

Description	Part No.
Rapid Resolution HT (RRHT) Selectivity Method Development Kit, 2.1 mm id Includes 2.1 x 50 mm, 1.8 µm, 600 bar columns: one each Eclipse Plus C18, Eclipse Plus Phenyl-Hexyl and Bonus-RP	5190-1431
Rapid Resolution HT (RRHT) pH Method Development Kit, 2.1 mm id Includes 2.1 x 50 mm, 1.8 µm, 600 bar columns: one each Eclipse Plus C18, SB-C18 and Extend-C18	5190-1432
Rapid Resolution HT (RRHT) Selectivity Method Development Kit, 4.6 mm id Includes 4.6 x 50 mm, 1.8 µm, 600 bar columns: one each Eclipse Plus C18, Eclipse Plus Phenyl-Hexyl and Bonus-RP	5190-1433
Rapid Resolution HT (RRHT) pH Method Development Kit, 4.6 mm id Includes 4.6 x 50 mm, 1.8 µm, 600 bar columns: one each Eclipse Plus C18, SB-C18 and Extend-C18	5190-1434
Rapid Resolution Selectivity Method Development Kit, 4.6 mm id Includes 4.6 x 100 mm, 3.5 µm columns: one each Eclipse Plus C18, Eclipse Plus Phenyl-Hexyl and Bonus-RP	5190-1435
Rapid Resolution pH Method Development Kit, 4.6 mm id Includes 4.6 x 100 mm, 3.5 µm columns: one each Eclipse Plus C18, SB-C18 and Extend-C18	5190-1436

ZORBAX Method Development Kits

Description	Part No.
StableBond Method Development Kit Includes 4.6 x 150 mm, 5 µm columns; one each: SB-C18, SB-CN and SB-Phenyl phases	5183-4624
Fast StableBond Method Development Kit Includes 4.6 x 75 mm, 3.5 µm columns; one each: SB-C18, SB-CN and SB-Phenyl phases	5183-4625
Eclipse XDB Method Development Kit Includes 4.6 x 150 mm, 5 µm columns; one each: XDB-C18, XDB-C8, XDB-Phenyl phases	5183-4626
Fast Eclipse XDB Method Development Kit Includes 4.6 x 75 mm, 3.5 µm columns; one each: XDB-C18, XDB-C8 and XDB-Phenyl phases	5183-4627
pH Method Development Kit Includes 4.6 x 150 mm, 5 µm columns; one each: SB-C18, XDB-C18 and Extend-C18 phases	5185-5807
Fast pH Method Development Kit Includes 4.6 x 75 mm, 3.5 µm columns; one each: SB-C18, XDB-C18 and Extend-C18 phases	5185-5808
Aqueous Method Development Kit Includes 4.6 x 150 mm, 5 µm columns; one each: SB-Aq, Bonus RP and SB-C18	5185-5809
Fast Aqueous Method Development Kit Includes 4.6 x 75 mm, 3.5 µm columns; one each: SB-Aq, Bonus RP and SB-C18	5185-5810

ZORBAX Cartridge Column Starter Kits

Hardware	Description	Part No.
AC	ZORBAX C18 Kit Includes one 4.6 x 150 mm, 5 µm Eclipse XDB-C18 column; one 4.6 x 150 mm, 5 µm StableBond C18 column; cartridge holder; mounting tool; replacement filter (2/pk); and open-end wrench	5183-2021
AC	ZORBAX C8 Kit Includes one 4.6 x 150 mm, 5 µm Eclipse XDB-C8 column; one 4.6 x 150 mm, 5 µm StableBond C8 column; cartridge holder; mounting tool; replacement filter (2/pk); and open-end wrench	5183-2022

ZORBAX Method Validation Kits

ZORBAX Method Validation Kits are supplied to customers who need the same HPLC column type (bonded phase, particle size, configuration) but from different manufacturing lots. To request columns from different lots, contact Agilent Technologies or your local Agilent Authorized Distributor using the following procedure:

- Request Validation Kits (columns from different lots) by using Part Number 899999-888
- Indicate the Part Number of the current column you are using
- Indicate the Lot Number of the current column you are using
- Indicate the number of additional columns needed from different lots (example: you have a current column and may need two additional lots)
- Please fax your request to **(302) 993-5354** (United States and Canada) or email to **cag_sales-na@agilent.com**. You will receive a quote from your Customer Service Representative within 1-2 business days. Delivery of your method validation kit is usually 3 weeks or less from the time your order is placed, depending on lot availability.

Custom HPLC Column Ordering

Columns not listed can be easily ordered using the following procedure:

- Request a Special Products Quotation (SPQ) using Part Number 899999-999
- Indicate column dimensions (example: 4.6 x 50 mm); bonded phase type (example: StableBond C3); particle size (example: 5 µm); and pore size (example: 80Å)
- Please fax your request to **(302) 993-5354** (United States and Canada) or email to **cag_sales-na@agilent.com**. You will receive a quote from your Customer Service Representative within 1-2 business days. Delivery of your custom column is usually 3 weeks or less from the time your order is placed, depending on lot availability.

Custom columns are priced with a minimal surcharge over the price of stocked columns.

Pursuit HPLC Columns

Beginning in drug discovery and drug metabolism, Pursuit columns are ideal for analyzing lead compounds and biological samples. The column's performance is due to the unique combination of advanced bonding chemistry and ultra-high purity silica. These factors combine to provide rapid separations with excellent first time resolution and symmetrical peaks for polar compounds, whether at pH 1.5 or 10. Additionally, the need for ion-pairing agents such as TFA is often eliminated, thus maximizing the performance of single and parallel multi-channel LC/MS systems.

Culminating in QC, Pursuit is ideal for implementing dependable trouble-free analysis of raw materials and approved drugs. Rigorous control and validation of each step in the manufacturing process ensures column reproducibility. With Pursuit, your laboratory can spend its energy on producing results.

Special columns, such as Pursuit PFP (for very polar compounds) and Pursuit PAH (environmental), give you the extra selectivities you need for your most challenging applications.

Pursuit HPLC Columns

Pursuit

For LC/MS and high throughput applications, the Pursuit column is built on the larger 200Å pore size silica. High ligand density delivers up to 40% faster separations without sacrificing resolution. This is accomplished by optimizing mass transfer with the larger pore size.

Pursuit XRs

Pursuit XRs columns are for performance in analytical R&D, QC and preparative applications. Combining high ligand density with a 100Å pore size, high surface area silica, Pursuit XRs columns are designed to increase productivity, as they offer maximum loadability, excellent stability and easy scalability while maintaining superior resolution.

Pursuit XRs Ultra

For the ultimate in speed and good resolution on any instrument, we designed the Pursuit XRs Ultra around an optimized 2.8 µm particle and an advanced packing procedure. Now you can decrease your run time while maintaining resolution. Lower backpressure allows high flow rates to be used, and the 2.8 µm particles of ultra-pure silica delivers 10-15% higher efficiency than 3 µm columns.

Column Specifications

Bonded Phase	Pore Size	Surface Area	pH Range	Endcapped	Carbon Load	Pore Volume	Ligand Coverage
Pursuit C18	200Å	200 m^2/g	1.5-10	Yes	12.9%	11 mL/g	3.5 $\mu mol/m^2$
Pursuit C8	200Å	200 m^2/g	1.5-10	Yes	7.4%	11 mL/g	3.8 $\mu mol/m^2$
Pursuit Diphenyl	200Å	200 m^2/g	1.5-8.0	Yes	7.3%	11 mL/g	2.8 $\mu mol/m^2$
Pursuit PFP	200Å	200 m^2/g	1.5-10	Yes	6.3%	11 mL/g	3.4 $\mu mol/m^2$
Pursuit PAH	200Å	200 m^2/g	1.5-10	Yes		11 mL/g	
Pursuit XRs C18	100Å	440 m^2/g	1.5-10	Yes	22%	11 mL/g	2.9 $\mu mol/m^2$
Pursuit XRs C8	100Å	440 m^2/g	1.5-10	Yes	15%	11 mL/g	3.7 $\mu mol/m^2$
Pursuit XRs Diphenyl	100Å	440 m^2/g	1.5-8.0	Yes	14.6%	11 mL/g	2.6 $\mu mol/m^2$
Pursuit XRs Si	100Å	440 m^2/g	1.5-10	Yes		11 mL/g	
Pursuit XRs Ultra C18	100Å	440 m^2/g	1.5-10	Yes	23.2%	11 mL/g	3.2 $\mu mol/m^2$
Pursuit XRs Ultra C8	100Å	440 m^2/g	1.5-10	Yes	15%	11 mL/g	3.7 $\mu mol/m^2$
Pursuit XRs Ultra Diphenyl	100Å	440 m^2/g	1.5-8.0	Yes	14.6%	11 mL/g	2.6 $\mu mol/m^2$

Specifications represent typical values only

TIPS & TOOLS

Request custom LC columns online at **www.agilent.com/chem/customlccol**

Tricyclic antidepressants and benzodiazepines

Column: **Pursuit XRs C18**
A6000150X046
4.6 x 150 mm, 5 µm

Mobile Phase: A: Water+0.1% HCOOH
B: MeCN+0.1% HCOOH

Gradient: 30-40% B in 15 min, hold at 40% B for 15 min

Flow Rate: 1.0 mL/min

Temperature: Ambient

Detector: UV, 254 nm

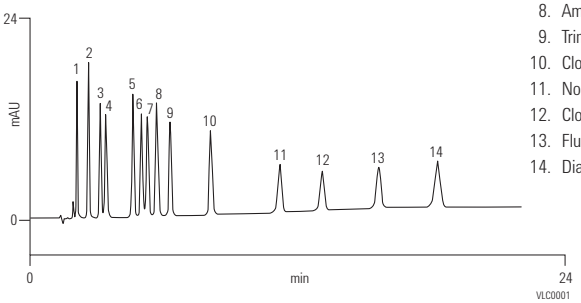

1. 7-Aminoclonazepam
2. 7-Aminoflunitrazepam
3. Nordoxepin
4. Doxepin
5. Desipramine
6. Imipramine
7. Nortriptyline
8. Amitriptyline
9. Trimipramine
10. Clomipramine
11. Nordiazepam
12. Clonazepam
13. Flunitrazepam
14. Diazepam

Mechanical stability of Pursuit XRs

Column: **Pursuit XRs C18**
A6000050X020
2.0 x 50 mm, 5 µm

Sample: DMSO mix

Mobile Phase: A: MeOH:water, 10:90 + 0.1% HCOOH
B: MeOH:water, 90:10 + 0.1% HCOOH

Gradient: 0-100% B in 3 min, back to 0% B in 0.5 min, hold at 0% B for 3.5 min

Flow Rate: 0.4 mL/min

Temperature: Ambient

Detector: UV, 254 nm

1. 4-Methoxybenzenesulfonamide
2. Methyl 3-aminothiophene-2-carboxylate
3. Trimipramine

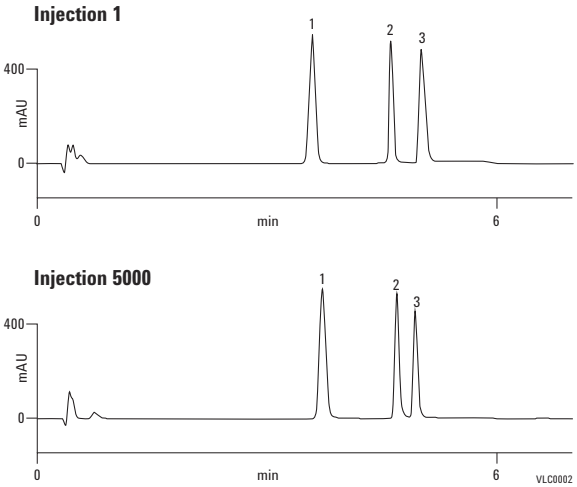

Antifungals

Column: **Pursuit XRs Ultra Diphenyl**
A7521050X020
2.0 x 50 mm, 2.8 µm

Mobile Phase: Water+0.1% HCOOH:MeCN+0.1% HCOOH, 80:20

Flow Rate: 0.4 mL/min

Temperature: Ambient

Detector: UV, 254 nm

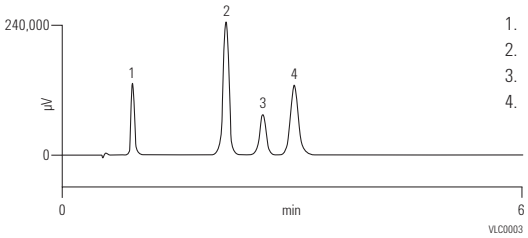

1. 4-Aminobenzoic acid
2. Sorbic acid
3. Benzoic acid
4. Salicylic acid

Liquid chromatography phase test mixture (LPTM) on Pursuit C8

Column: **Pursuit C8**
A3031050X020
2.0 x 50 mm, 3 µm

Mobile Phase: A: 0.05% HCOOH in water
B: 0.05% HCOOH in MeCN

Flow Rate: 0.6 mL/min

Detector: UV, 220 nm

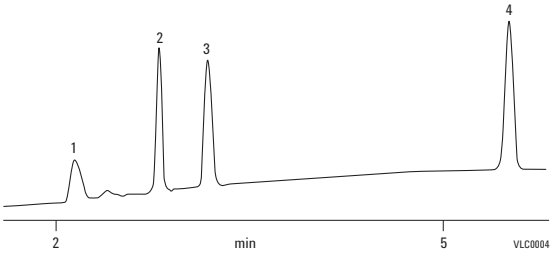

1. Aspartame
2. Cortisone
3. Reserpine
4. Dioctyl phthalate

Adrenocorticosteroids on Pursuit PFP and C18

Mobile Phase: MeCN:water, 22.5:77.5

Flow Rate: 1.5 mL/min

Temperature: Ambient

Detector: UV, 240 nm

Pursuit PFP

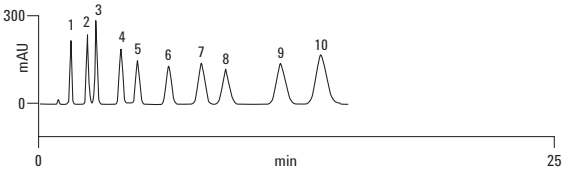

Pursuit C18

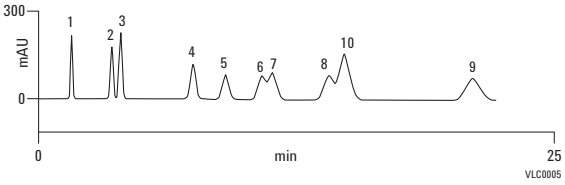

1. Triamcinolone
2. Prednisolone
3. Cortisone
4. Methylprednisolone
5. Corticosterone
6. Beclomethasone
7. Prednisolone acetate
8. Triamcinolone acetonide
9. Cortisone acetate
10. Fluocinolone acetonide

Pursuit HPLC Columns

Semi-Prep Scale

Size (mm)	Particle Size (µm)	Pursuit C18 USP L1	Pursuit C8 USP L7	Pursuit Diphenyl	Pursuit PFP	Pursuit PAH USP L1
10.0 x 250	10	A3002250X100	A3032250X100			
10.0 x 150	5	A3000150X100			A3050150X100	
10.0 x 250	5	A3000250X100	A3030250X100		A3050250X100	

Pursuit HPLC Columns

Analytical Scale

Size (mm)	Particle Size (µm)	Pursuit C18 USP L1	Pursuit C8 USP L7	Pursuit Diphenyl	Pursuit PFP	Pursuit PAH USP L1
4.6 x 250	10	A3002250X046	A3032250X046			
4.6 x 150	10	A3002150X046	A3032150X046			
4.6 x 100	10	A3002100X046	A3032100X046			
4.6 x 250	5	A3000250X046	A3030250X046	A3040250X046	A3050250X046	A7000250X046
4.6 x 150	5	A3000150X046	A3030150X046	A3040150X046	A3050150X046	A7000150X046
4.6 x 100	5	A3000100X046	A3030100X046	A3040100X046	A3050100X046	
4.6 x 50	5	A3000050X046	A3030150X046	A3040050X046	A3050050X046	
4.6 x 250	3	A3001250X046	A3031250X046	A3041250X046	A3051250X046	
4.6 x 150	3	A3001150X046	A3031150X046	A3041150X046	A3051150X046	
4.6 x 100	3	A3001100X046	A3031100X046	A3041100X046	A3051100X046	A7001100X046
4.6 x 50	3	A3001050X046		A3041050X046	A3051050X046	
4.6 x 30	3	A3001030X046				
4.0 x 250	5	A3000250X040				
4.0 x 125	5	A3000125X040				
3.9 x 300	10	A3002300X039				
3.9 x 300	5	A3000300X039				
3.9 x 150	5	A3000150X039				
3.0 x 250	5	A3000250X030		A3040250X030		
3.0 x 150	5	A3000150X030		A3040150X030	A3050150X030	
3.0 x 100	5	A3000100X030			A3050100X030	
3.0 x 250	3	A3001250X030				
3.0 x 150	3	A3001150X030		A3041150X030	A3051150X030	
3.0 x 100	3	A3001100X030		A3041100X030	A3051100X030	A7001100X030

(Continued)

Pursuit HPLC Columns

Analytical Scale

Size (mm)	Particle Size (µm)	Pursuit C18 USP L1	Pursuit C8 USP L7	Pursuit Diphenyl	Pursuit PFP	Pursuit PAH USP L1
3.0 x 50	3	A3001050X030		A3041050X030	A3051050X030	
2.0 x 250	5	A3000250X020				
2.0 x 150	5	A3000150X020	A3030150X020	A3040150X020		
2.0 x 100	5	A3000100X020	A3030100X020	A3040100X020	A3050100X020	
2.0 x 50	5	A3000050X020	A3030050X020	A3040050X020	A3050050X020	
2.0 x 30	5	A3000030X020		A3040030X020	A3050030X020	
2.0 x 20	5	A3000020X020			A3050020X020	
2.0 x 250	3	A3001250X020		A3041250X020		
2.0 x 200	3			A3041200X020		
2.0 x 150	3	A3001150X020	A3031150X020	A3041150X020	A3051150X020	
2.0 x 100	3	A3001100X020	A3031100X020	A3041100X020	A3051100X020	A7001100X020
2.0 x 50	3	A3001050X020	A3031050X020	A3041050X020	A3051050X020	
2.0 x 30	3	A3001030X020	A3031030X020	A3041030X020	A3051030X020	
2.0 x 20	3	A3001020X020		A3041020X020	A3051020X020	

Pursuit HPLC Columns

Prep Scale

Size (mm)	Particle Size (µm)	Pursuit C18 USP L1	Pursuit C8 USP L7	Pursuit Diphenyl	Pursuit PFP	Pursuit PAH USP L1
50.0 x 250	10	A3002250X500	A3032250X500			
21.2 x 250	10	A3002250X212	A3032250X212			
21.2 x 150	10	A3002150X212				
21.2 x 250	5	A3000250X212			A3050250X212	
21.2 x 150	5	A3000150X212			A3050150X212	
21.2 x 100	5			A3040100X212		

Pursuit ChromSep Complete Cartridge Systems

Hardware	Size (mm)	Particle Size (µm)	Pursuit C18 USP L1	Pursuit C8 USP L7	Pursuit PAH USP L1
CS	4.6 x 250	5	A3000250C046	A3030250C046	A7000250C046
CS	4.6 x 250	3		A3031250C046	
CS	4.6 x 150	5	A3000150C046	A3030150C046	A7000150C046
CS	4.6 x 100	5	A3000100C046	A3030100C046	
CS	4.6 x 150	3	A3001150C046	A3031150C046	A7001150C046
CS	4.6 x 100	3	A3001100C046	A3031100C046	A7001100C046
CS	4.6 x 50	3	A3001050C046		
CS	3.0 x 250	5	A3000250C030		
CS	3.0 x 150	5	A3000150C030		
CS	3.0 x 100	5	A3000100C030		A7000100C030
CS	3.0 x 150	3	A3001150C030		
CS	3.0 x 100	3	A3001100C030		
CS	2.0 x 250	5	A3000250C020		
CS	2.0 x 150	5	A3000150C020	A3030150C020	
CS	2.0 x 100	5	A3000100C020		
CS	2.0 x 150	3	A3001150C020		
CS	2.0 x 100	3	A3001100C020		
CS	2.0 x 50	3	A3001050C020		

Pursuit ChromSep Replacement Cartridges

Hardware	Size (mm)	Particle Size (µm)	Unit	Pursuit C18 USP L1	Pursuit C8 USP L7	Pursuit PAH USP L1
CS	4.6 x 250	5				A7000250R046
			3/pk			A7000250T046
CS	4.6 x 150	5		A3000150R046	A3030150R046	A7000150R046
			3/pk	A3000150T046	A3030150T046	A7000150T046
CS	4.6 x 150	3			A3031150R046	A7001150R046
			3/pk		A3031150T046	A7001150T046
CS	4.6 x 100	3				A7001100R046
			3/pk			A7001100T046
CS	4.6 x 50	3		A3001050R046		
			3/pk	A3001050T046		
CS	3.0 x 150	5		A3000150R030		
			3/pk	A3000150T030		
CS	3.0 x 100	5		A3000100R030		A7000100R030
			3/pk	A3000100T030		A7000100T030
CS	3.0 x 150	3		A3001150R030		
			3/pk	A3001150T030		
CS	3.0 x 100	3		A3001100R030		A7001100R030
			3/pk	A3001100T030		A7001100T030
CS	2.0 x 50	3			A3031050R020	
			3/pk		A3031050T020	

MetaGuard Columns, 3/pk

Hardware	ID (mm)	Particle Size (µm)	Pursuit C18	Pursuit C8	Pursuit DP	Pursuit PFP
MG	4.6	10	A3002MG			
MG	2.0	10	A3002MG2			
MG	4.6	5	A3000MG	A3030MG	A3040MG	A3050MG
MG	2.0	5	A3000MG2	A3030MG2	A3040MG2	A3050MG2
MG	1.0	5	A3000MG1		A3040MG1	
MG	4.6	3	A3001MG	A3031MG	A3041MG	A3051MG
MG	2.0	3	A3001MG2	A3031MG2	A3041MG2	A3051MG2
MG	1.0	3			A3041MG1	

Pursuit XRs HPLC Columns

Semi-Prep Scale

Size (mm)	Particle Size (µm)	Pursuit XRs C18 USP L1	Pursuit XRs C8 USP L7	Pursuit XRs Diphenyl USP L11	Pursuit XRs Si* USP L3
10.0 x 250	10	A6002250X100			A6004250X100
10.0 x 250	5	A6000250X100		A6020250X100	
10.0 x 150	5	A6000150X100			
10.0 x 50	5	A6000050X100			
10.0 x 150	3			A6021150X100	

*Pursuit XRs Si is a normal phase column.

Pursuit XRs HPLC Columns

Analytical Scale

Size (mm)	Particle Size (µm)	Pursuit XRs C18 USP L1	Pursuit XRs C8 USP L7	Pursuit XRs Diphenyl USP L11	Pursuit XRs Si* USP L3
4.6 x 250	10	A6002250X046			A6004250X046
4.6 x 50	10	A6002050X046S			
4.6 x 250	5	A6000250X046	A6010250X046	A6020250X046	
4.6 x 150	5	A6000150X046	A6010150X046	A6020150X046	
4.6 x 100	5	A6000100X046	A6010100X046	A6020100X046	A6006100X046
4.6 x 50	5	A6000050X046		A6020050X046	A6006050X046
4.6 x 250	3	A6001250X046		A6021250X046	
4.6 x 150	3	A6001150X046	A6010150X046	A6021150X046	
4.6 x 100	3	A6001100X046	A6011100X046	A6021100X046	A6005100X046
4.6 x 50	3	A6001050X046	A6011050X046	A6021050X046	A6005050X046
4.6 x 30	3	A6001030X046		A6021030X046	
4.0 x 250	5	A6000250X040	A6010250X040		
4.0 x 150	5	A6000150X040	A6010150X040		
3.0 x 250	5	A6000250X030	A6010250X030	A6020250X030	
3.0 x 150	5	A6000150X030	A6010150X030	A6020150X030	
3.0 x 100	5	A6000100X030	A6010100X030	A6020100X030	
3.0 x 150	3	A6001150X030	A6011150X030	A6021150X030	
3.0 x 100	3	A6001100X030	A6011100X030	A6021100X030	
3.0 x 50	3	A6001050X030	A6011050X030	A6021050X030	
3.0 x 30	3	A6001030X030			

*Pursuit XRs Si is a normal phase column.

(Continued)

Pursuit XRs HPLC Columns

Analytical Scale

Size (mm)	Particle Size (µm)	Pursuit XRs C18 USP L1	Pursuit XRs C8 USP L7	Pursuit XRs Diphenyl USP L11	Pursuit XRs Si* USP L3
2.1 x 100	5				A6006100X021
2.0 x 250	5	A6000250X020		A6020250X020	
2.0 x 150	5	A6000150X020	A6010150X020	A6020150X020	
2.0 x 100	5	A6000100X020	A6010100X020		
2.0 x 50	5	A6000050X020	A6010050X020	A6020050X020	
2.0 x 30	5	A6000030X020			
2.0 x 250	3	A6001250X020		A6021250X020	
2.0 x 150	3	A6001150X020	A6011150X020	A6021150X020	
2.0 x 100	3	A6001100X020	A6011100X020	A6021100X020	
2.0 x 50	3	A6001050X020	A6011050X020	A6021050X020	A6005050X020
2.0 x 30	3			A6021030X020	
2.0 x 20	3	A6001020X020			
1.0 x 150	3	A6001150X010			
1.0 x 100	3	A6001100X010		A6021100X010	

*Pursuit XRs Si is a normal phase column.

Pursuit XRs HPLC Columns

Prep Scale

Size (mm)	Particle Size (µm)	Pursuit XRs C18 USP L1	Pursuit XRs C8 USP L7	Pursuit XRs Diphenyl USP L11	Pursuit XRs Si* USP L3
50.0 x 250	10	A6002250X500		A6002250X500	A6004250X500
30.0 x 250	5	A6000250X300			A6004250X300
30.0 x 150	5	A6000150X300		A6020150X300	
30.0 x 100	5	A6000100X300			
30.0 x 50	5	A6000050X300			
21.2 x 250	10	A6002250X212	A6012250X212		A6004250X212
21.2 x 250	5	A6000250X212		A6020250X212	
21.2 x 150	5	A6000150X212			
21.2 x 100	5	A6000100X212		A6020100X212	
21.2 x 50	5	A6000050X212			
21.2 x 30	5	A6000030X212			

*Pursuit XRs Si is a normal phase column.

MetaGuard Columns, 3/pk

Hardware	ID (mm)	Particle Size (µm)	Pursuit XRs C18	Pursuit XRs Si	Pursuit XRs C8	Pursuit XRs Diphenyl	Pursuit PAH
MG	4.6	10	A6002MG	A6004MG			
MG	4.6	5	A6000MG		A6010MG	A6020MG	
MG	3.0	5					A7000MG3
MG	2.0	5	A6000MG2		A6010MG2	A6020MG2	
MG	4.6	3	A6001MG		A6011MG	A6021MG	
MG	3.0	3					A7001MG3
MG	2.0	3	A6001MG2		A6011MG2	A6021MG2	A6001MG2

Pursuit XRs Ultra HPLC Columns

Size (mm)	Particle Size (µm)	Pursuit XRs Ultra C18	Pursuit XRs Ultra C8	Pursuit XRs Ultra Diphenyl
3.0 x 150	2.8	A7501150X030	A7511150X030	
3.0 x 100	2.8	A7501100X030		
2.0 x 150	2.8	A7501150X020		
2.0 x 100	2.8	A7501100X020	A7511100X020	A7521100X020
2.0 x 50	2.8	A7501050X020	A7511050X020	A7521050X020
2.0 x 30	2.8	A7501030X020	A7511030X020	A7521030X020

Polaris HPLC Columns

Polaris HPLC Columns

In areas like drug discovery where target compounds are increasingly polar, it is critical to have a reversed-phase column that performs well under aqueous conditions. Retention is critical, but cannot come with troublesome secondary interactions. Likewise, phase collapse and shifting retention times need to be avoided. The answer is our Polaris line of polar-modified columns.

From the collapse-resistant pore structure of our base silica, to the "wettability" engineered into the bonded phases, Polaris columns have been designed for high aqueous conditions. The combination of high phase density bonding, ultra pure silica, and silanol shielding leads to excellent peak shape among polar-modified columns.

As a family, Polaris offers a variety of polar modifications in both C18 and C8 chemistries.

Polaris C18-A

Polaris C18-A is the best starting place for separations where the benefits of polar-modified columns are desired. The polar modifications of C18-A help it avoid poor peak shape and retention issues in low organic conditions.

Polaris C8-A

Polaris C8-A offers an alternative selectivity to standard C8 phases and has a lower hydrophobicity than Polaris C18-A, making it ideal for polar samples, or faster overall analysis times.

Polaris C18-Ether

Polaris C18-Ether offers an alternative selectivity to Polaris C18-A and standard C18 phases, and typically delivers increased retention of polar compounds away from the void volume.

Polaris C8-Ether

Polaris C8-Ether offers an alternative selectivity to Polaris C8-A with particular utility for hydrogen bonding compounds.

Column Specifications

Bonded Phase	Pore Size	Surface Area	Carbon Load	Endcapped	Pore Volume	Ligand Coverage
Polaris C18-A	180Å	200 m^2/g	13.8%	Yes	1.1 cm^3/g	3.9 $\mu mol/m^2$
Polaris C8-A	180Å	200 m^2/g	7.4%	Yes	1.1 cm^3/g	4.8 $\mu mol/m^2$
Polaris C18-Ether	180Å	200 m^2/g	12.1%	Yes	1.1 cm^3/g	3.3 $\mu mol/m^2$
Polaris C8-Ether	180Å	200 m^2/g	7.1%	Yes	1.1 cm^3/g	4.5 $\mu mol/m^2$
Polaris Amide C18	180Å	200 m^2/g	15%	Yes	1.1 cm^3/g	4.4 $\mu mol/m^2$
Polaris NH2	180Å	200 m^2/g	5.5%	Amide	1.1 cm^3/g	3.8 $\mu mol/m^2$
Polaris Si-A	180Å	200 m^2/g	N/A	N/A	1.1 cm^3/g	N/A

Specifications represent typical values only.

Selectivity test mix for Polaris columns

Mobile Phase: MeCN:water 70:30

Flow Rate: 1.0 mL/min

Temperature: Ambient

Detector: UV, 254 nm

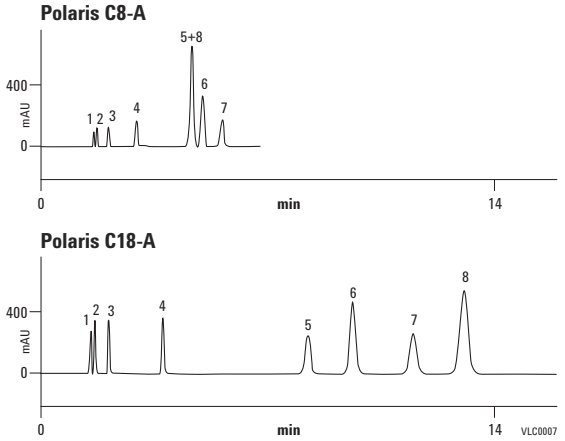

1. Uracil
2. Caffeine
3. Phenol
4. Toluene
5. Butylbenzene
6. o-Terphenyl
7. Amylbenzene
8. Triphenylene

LC/MS performance test mix for Polaris C8-A

Column: **Polaris C8-A**
A2011030X030
3.0 x 30 mm, 3 µm

Mobile Phase: A: Water+0.05% HCOOH
B: MeCN+0.05% HCOOH

Gradient: 5-90% B in 3 min and hold for 4 min

Flow Rate: 0.6 mL/min

Temperature: Ambient

Detector: UV, 220 nm

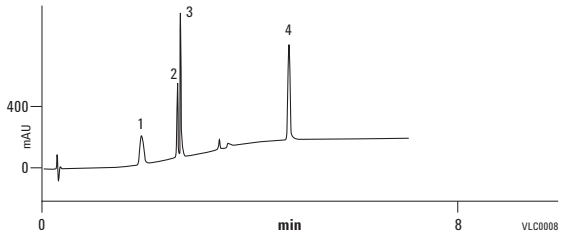

1. Aspartame
2. Cortisone
3. Reserpine
4. Dioctyl phthalate

Polaris HPLC Columns

Size (mm)	Particle Size (µm)	Polaris C18-A	Polaris C8-A	Polaris C18-Ether	Polaris C8-Ether	Polaris Amide C18	Polaris NH2*	Polaris Si-A*
50.0 x 250	10	A2002250X500						A2004250X500
30.0 x 100	5	A2000100X300						
30.0 x 3.0	3					A2007030X030		
21.2 x 250	10	A2002250X212				A2008250X212		A2004250X212
21.2 x 250	5	A2000250X212	A2010250X212	A2020250X212	A2030250X212	A2006250X212	A2013250X212	A2003250X212
21.2 x 150	5	A2000150X212						A2003150X046
21.2 x 100	5	A2000100X212						
21.2 x 50	5							A2003050X212
10.0 x 250	10					A2008250X100		
10.0 x 250	5	A2000250X100		A2020250X100	A2030250X100	A2006250X100	A2013250X100	
10.0 x 50	3			A2021050X100				
4.6 x 250	10	A2002250X046						A2003250X046
4.6 x 250	5	A2000250X046	A2010250X046	A2020250X046	A2030250X046	A2006250X046	A2013250X046	
4.6 x 200	5	A2000200X046						
4.6 x 150	5	A2000150X046	A2010150X046	A2020150X046	A2030150X046	A2006150X046	A2013150X046	A2003150X046
4.6 x 100	5	A2000100X046	A2010100X046			A2006100X046	A2013100X046	A2003100X046
4.6 x 50	5	A2000050X046		A2020050X046		A2006050X046	A2013050X046	A2003050X046
4.6 x 30	5	A2000030X046						
4.6 x 250	3	A2001250X046		A2021250X046	A2031250X046	A2007250X046	A2014250X046	A2005250X046
4.6 x 150	3	A2001150X046	A2011150X046			A2007150X046	A2014150X046	A2005150X046
4.6 x 100	3	A2001100X046	A2011100X046			A2007100X046	A2014100X046	A2005100X046
4.6 x 75	3	A2001075X046	A2011075X046					

*Normal phase columns.

(Continued)

Polaris HPLC Columns

Size (mm)	Particle Size (µm)	Polaris C18-A	Polaris C8-A	Polaris C18-Ether	Polaris C8-Ether	Polaris Amide C18	Polaris NH2*	Polaris Si-A*
4.6 x 50	3	A2001050X046		A2021050X046	A2031050X046	A2007050X046	A2014050X046	A2005050X046
4.6 x 30	3	A2001030X046						
4.0 x 250	5	A2000250X040	A2010250X040	A2020250X040	A2030250X040		A2013250X040	A2003250X040
4.0 x 150	5	A2000150X040	A2010150X040	A2020150X040	A2030150X040		A2013150X040	A2003150X040
4.0 x 125	5	A2000125X040	A2010125X040	A2020125X040	A2030125X040		A2013125X040	A2003125X040
3.0 x 250	5	A2000250X030	A2010250X030	A2020250X030	A2030250X030	A2006250X030	A2013250X030	A2005250X046
3.0 x 150	5	A2000150X030	A2010150X030	A2020150X030	A2030150X030	A2006150X030	A2013150X030	A2003150X030
3.0 x 100	5	A2000100X030	A2010100X030	A2020100X030	A2030100X030	A2006100X030	A2013100X030	A2003100X030
3.0 x 50	5	A2000050X030						A2003050X030
3.0 x 250	3	A2001250X030				A2007250X030	A2014250X030	A2003250X030
3.0 x 200	3	A2001200X030						
3.0 x 150	3	A2001150X030		A2021150X030		A2007150X030	A2014150X030	A2005150X030
3.0 x 100	3	A2001100X030				A2007100X030	A2014100X030	A2005100X030
3.0 x 50	3	A2001050X030		A2021050X030	A2031050X030	A2007050X030	A2014050X030	A2005050X030
3.0 x 30	3	A2001030X030	A2011030X030					
2.0 x 250	5	A2000250X020		A2020250X020	A2030250X020	A2006250X020	A2013250X020	A2003250X020
2.0 x 150	5	A2000150X020	A2010150X020	A2020150X020	A2030150X020	A2006150X020	A2013150X020	A2003150X020
2.0 x 100	5	A2000100X020				A2006100X020	A2013100X020	A2003100X020
2.0 x 50	5	A2000050X020	A2010050X020	A2020050X020	A2030050X020	A2006050X020	A2013050X020	A2003050X020
2.0 x 30	5	A2000030X020				A2006030X020	A2013030X020	A2003030X020
2.0 x 20	5	A2000020X020					A2013020X020	A2003020X020
2.0 x 250	3	A2001250X020	A2011250X020	A2021250X020	A2031250X020	A2007250X020	A2014250X020	A2005250X020
2.0 x 150	3	A2001150X020	A2011150X020	A2021150X020	A2031150X020	A2007150X020	A2014150X020	A2005150X020
2.0 x 100	3	A2001100X020		A2021100X020	A2031100X020	A2007100X020	A2014100X020	A2005100X020
2.0 x 75	3			A2021075X020				
2.0 x 50	3	A2001050X020	A2011050X020	A2021050X020	A2031050X020	A2007050X020	A2014050X020	A2005050X020
2.0 x 30	3	A2001030X020		A2021050X020		A2007030X020	A2014030X020	A2005030X020
2.0 x 20	3	A2001020X020					A2014020X020	A2005020X020

*Normal phase columns.

Polaris ChromSep Complete Cartridge Systems

Hardware	Size (mm)	Particle Size (µm)	Polaris C18-A
CS	4.6 x 250	5	A2000250C046
CS	4.6 x 150	5	A2000150C046
CS	4.6 x 100	5	A2000100C046
CS	4.6 x 250	3	A2001250C046
CS	4.6 x 150	3	A2001150C046
CS	3.0 x 250	5	A2000250C030
CS	3.0 x 100	5	A2000100C030
CS	2.0 x 100	5	A2000100C020
CS	2.0 x 150	3	A2001150C020
CS	2.0 x 100	3	A2001100C020
CS	2.0 x 50	3	A2001050C020

Polaris ChromSep Replacement Cartridges

Hardware	Size (mm)	Particle Size (µm)	Unit	Polaris C18-A
CS	4.6 x 250	5		A2000250R046
			3/pk	A2000250T046
CS	4.6 x 150	5		A2000150R046
			3/pk	A2000150T046
CS	4.6 x 100	5		A2000100R046
			3/pk	A2000100T046
CS	4.6 x 150	3		A2001150R046
			3/pk	A2001150T046
CS	4.6 x 100	3		A2001100R046
			3/pk	A2001100T046
CS	3.0 x 150	5		A2000150R030
			3/pk	A2000150T030
CS	3.0 x 100	5		A2000100R030
			3/pk	A2000100T030
CS	3.0 x 100	3		A2001100R030
			3/pk	A2001100T030
CS	2.0 x 150	3		A2001150R020
			3/pk	A2001150T020
CS	2.0 x 50	3		A2001050R020
			3/pk	A2001050T020

MetaGuard Columns

Hardware	Dimensions	Particle Size (µm)	Polaris C18-A	Polaris C8-A	Polaris C18-Ether	Polaris C8-Ether	Polaris Amide C18	Polaris NH2*	Polaris Si-A*
MG	4.6	10	A2002MG						A2004MG
MG	2.0	10					A2008MG2		A2004MG2
MG	4.6	5	A2000MG	A2010MG	A2020MG	A2030MG	A2006MG	A2013MG	A2003MG
MG	2.0	5	A2000MG2	A2010MG2	A2020MG2		A2006MG2	A2013MG2	A2003MG2
MG	4.6	3	A2001MG	A2011MG	A2021MG		A2007MG	A2014MG	A2005MG
MG	2.0	3	A2011MG2	A2011MG2	A2021MG2	A2031MG2	A2007MG2	A2014MG2	A2005MG2
MG	1.0	3	A2001MG1						

*Normal phase columns.

Agilent TC-C18(2) and HC-C18(2)

For cost-conscious chromatographers who need traditional LC columns and don't need the individual testing of ZORBAX, Pursuit or Polaris columns, the Agilent TC(2)/HC(2) columns provide an alternative.

TC-C18(2)

Agilent TC-C18(2) is the ideal choice for complex natural product extract samples, traditional medicines and environmental samples or any sample where you need to analyze mixtures of polar and non-polar compounds, including strong basic compounds.

- Lower carbon load – 12%
- Ideal for polar compounds and gradient separations that start at low % organic or cover a wide organic range
- Good choice for samples dissolved in water, or mostly water
- Use with most common mobile phases, including formic acid, acetic acid, trifluoroacetic acid (TFA) and phosphate buffers with acetonitrile and methanol as the organic modifiers
- Excellent performance from pH 2-8

HC-C18(2)

Agilent HC-C18(2) is a more retentive C18 with a higher carbon load. An excellent value alternative to other high carbon load columns, it also provides superior peak shape for basic compounds.

- Higher carbon load – 17% – provides greater retention for moderately polar and non-polar compounds
- Ideal for non-polar compounds and separations that start at mid-level % organic (at least greater than 10% organic)
- Good choice for industrial samples or samples dissolved in organic/mostly organic solvents
- Stable over a very wide pH range (2-9) for maximum flexibility

Column Specifications

Bonded Phase	Pore Size	Surface Area	Temp. Limits	pH Range*	Endcapped	Carbon Load
TC-C18(2)	170Å	290 m^2/g	60 °C	2.0-8.0	Yes	12%
HC-C18(2)	170Å	290 m^2/g	60 °C	2.0-9.0	Yes	17%

Specifications represent typical values only.

Agilent HC-C18(2) and TC-C18(2)

Description	Size (mm)	Particle Size (µm)	Part No.
Agilent HC-C18(2)	4.6 x 250	5	588905-902
Agilent HC-C18(2)	4.6 x 150	5	588915-902
Agilent TC-C18(2)	4.6 x 250	5	588925-902
Agilent TC-C18(2)	4.6 x 150	5	588935-902
Agilent HC-C18(2) guards, 2/pk	4.6 x 12.5	5	520518-904
Agilent TC-C18(2) guards, 2/pk	4.6 x 12.5	5	520518-905
Guard Hardware Kit			820999-901

TIPS & TOOLS

Don't forget, we have special offers throughout the year.

To learn more, visit **www.agilent.com/chem/specialoffers**

PLRP-S HPLC Columns

- Contain durable and resilient polymer particles that deliver reproducible results over longer lifetimes
- Thermally and chemically stable
- Comply with USP L21 designation
- Used in bioscience, chemical, clinical research, energy, environmental, food and agriculture, material science and pharmaceutical industries
- Pore sizes (100Å-4000Å) for separations of small molecules to large complexes and polynucleotides

The PLRP-S family of columns consists of a range of pore sizes and particle sizes, all with identical chemistry and fundamental adsorptive characteristics. The particles are inherently hydrophobic, therefore no bonded phase, alkyl ligand is required for reversed-phase separations. This gives a highly reproducible material that is free from silanols and heavy metal ions. Columns within the extensive product range are suitable for micro separations, including both bottom-up and top-down proteomics, analytical separations, and preparative purifications. In addition, process columns can be packed with bulk media.

Column Specifications	
pH Range	1-14
Buffer Content	Unlimited
Organic Modifier	1-100%
Temperature Limits	200 °C
Maximum Pressure	5-8 µm: 3000 psi (210 bar)
	3 µm: 4000 psi (300 bar)

PLRP-S Applications	
Pore Size	**Application**
100Å	Small molecules/synthetic biomolecules
300Å	Recombinant peptides/proteins
1000Å	Large proteins
4000Å	DNA/high speed

HPLC of 25 bp DNA ladder

Column: **PLRP-S, 2.1 x 150 mm**

Mobile Phase: A: 0.1 M TEAA
B: 0.1 M TEAA in 50% water:50% ACN

Flow Rate: 200 µL/min

Gradient: 12.5-50% B in 150 min

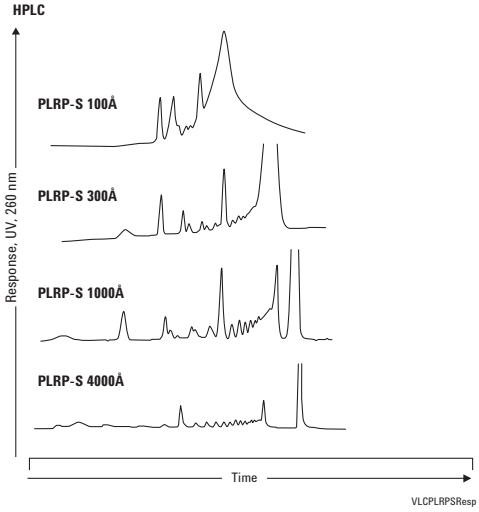

Polyethylene glycols

Column: **PLRP-S 100Å**
PL1111-3500
4.6 x 150 mm, 5 µm

Mobile Phase: A: Water
B: ACN

Gradient: 10-30% B in 12 min, held at 30% B for 3 min

Flow Rate: 1.0 mL/min

Injection Volume: 10 µL

Sample Conc: 1 mg/mL

Detector: ELS (neb=50 °C, evap=70 °C, gas=1.6 SLM)

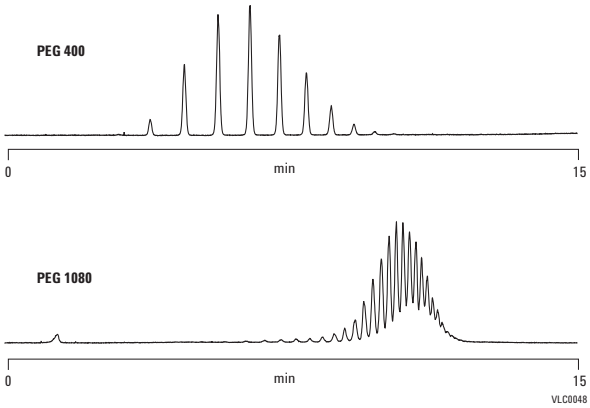

Exploiting chemical stability – NH_4OH concentration

Column: **PLRP-S 100Å**
PL1512-5500
4.6 x 250 mm, 5 µm

Mobile Phase: A: NH_4OH (various mM) in water
B: NH_4OH (various mM) in ACN

Gradient: Linear 10-100% B in 15 min

Flow Rate: 1.0 mL/min

Detector: ELS (neb=80 °C, evap=85 °C, gas=1.0 SLM)

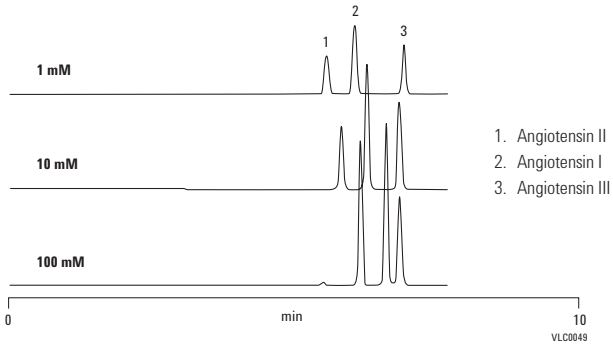

Alberta Peptide Institute test mix

Column: **PLRP-S 100Å**
PL1512-5500
4.6 x 250 mm, 5 µm

Mobile Phase: A: 0.1% TFA in 99% water:1% ACN
B: 0.1% TFA in 70% water:30% ACN

Gradient: 0-100% B in 30 min

Flow Rate: 1.0 mL/min

Detector: UV, 220 nm

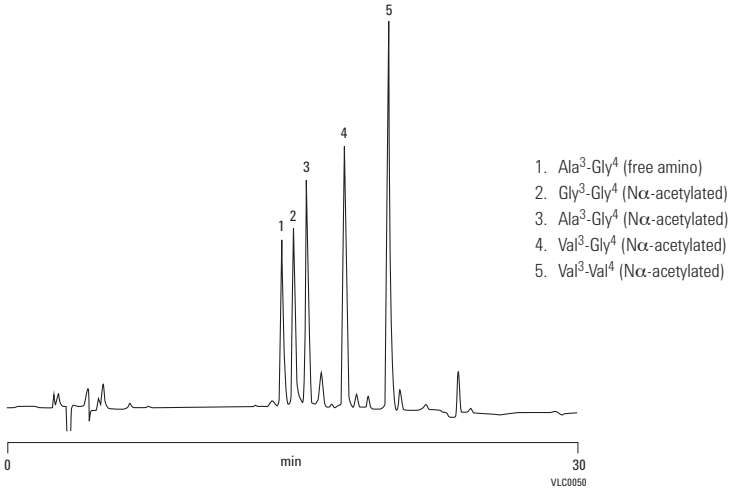

Large fibrous proteins

Column: **PLRP-S 300Å**
PL1512-3801
4.6 x 150 mm, 8 µm

Column: **PLRP-S 1000Å**
PL1512-3802
4.6 x 150 mm, 8 µm

Mobile Phase: A: 0.25% TFA in water
B: 0.25% TFA in 5% water:95% ACN

Flow Rate: 1.0 mL/min

Gradient: 20-60% B in 15 min

Detector: UV, 220 nm

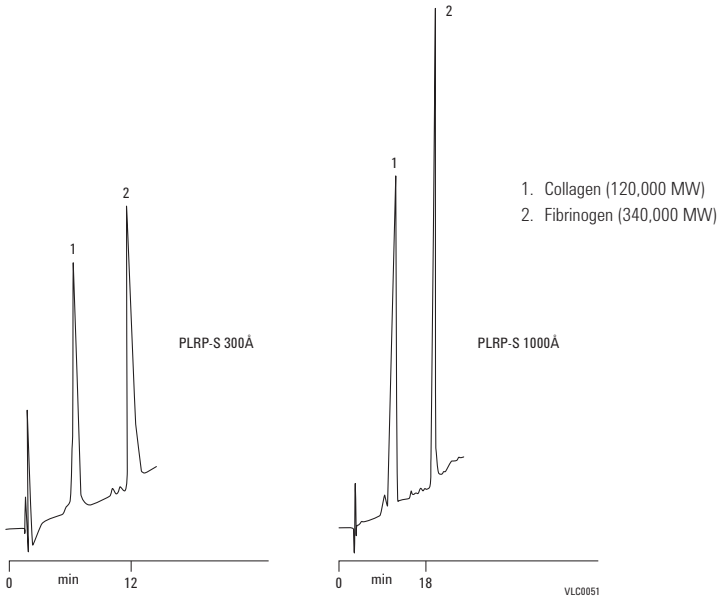

PLRP-S HPLC Columns

Hardware	Size (mm)	Particle Size (µm)	PLRP-S 100Å USP L21	PLRP-S 300Å USP L21	PLRP-S 1000Å USP L21	PLRP-S 4000Å USP L21
	4.6 x 250	8	PL1512-5800	PL1512-5801	PL1512-5802	
	4.6 x 150	8	PL1512-3800	PL1512-3801	PL1512-3802	PL1512-3803
	4.6 x 50	8		PL1512-1801	PL1512-1802	PL1512-1803
	4.6 x 250	5	PL1512-5500	PL1512-5501		
	4.6 x 150	5	PL1111-3500	PL1512-3501		
	4.6 x 50	5	PL1512-1500	PL1512-1501	PL1512-1502	PL1512-1503
	4.6 x 150	3	PL1512-3300	PL1512-3301		
	4.6 x 50	3	PL1512-1300	PL1512-1301		
	2.1 x 250	8		PL1912-5801		
	2.1 x 150	8		PL1912-3801	PL1912-3802	PL1912-3803
	2.1 x 50	8		PL1912-1801	PL1912-1802	PL1912-1803
	2.1 x 250	5	PL1912-5500	PL1912-5501		
	2.1 x 150	5	PL1912-3500	PL1912-3501		
	2.1 x 50	5	PL1912-1500	PL1912-1501	PL1912-1502	PL1912-1503
	2.1 x 150	3	PL1912-3300	PL1912-3301		
	2.1 x 50	3	PL1912-1300	PL1912-1301		
PL	PLRP-S Guard Cartridges for 5 x 3 mm, 2/pk		PL1612-1801	PL1612-1801	PL1612-1801	PL1612-1801
PL	Guard Cartridge holder for 3.0 x 5.0 mm cartridges		PL1310-0016	PL1310-0016	PL1310-0016	PL1310-0016

*Prep columns are also available for the PLRP-S family. Turn to pages 467-471

Preparative HPLC Columns

Flexible, cost-effective options for scaling and prep

Whether you are scaling up a routine analytical method, or maintaining precise separations throughout every phase of production, Agilent can help you rise to the challenge.

- Agilent Prep LC columns are a cost-effective prep solution designed for high loadability to purify milligram to gram quantities of product
- ZORBAX PrepHT columns are designed for rapid scale-up from the ZORBAX family of phases
- Scalable prep columns are also available for Pursuit and Polaris columns
- Bulk materials are available for all phases and can be ordered through Agilent's Custom Ordering Process, **www.agilent.com/chem/customlc**

Prep LC Columns

Agilent Prep LC Columns

- High loadability for maximum sample purification
- Easy scalability from 4.6 up to 50 mm id for rapid method development
- High throughput 21.2 mm id cartridges for fast purification
- Exceptional column stability and loadability up to pH 10

Agilent Prep LC columns are designed for high loadability to purify milligram to gram quantities of products. Preparative sized columns are available in 21.2, 30, and 50 mm internal diameters with lengths ranging from 50-250 mm. Columns are available in 5 and 10 µm particle sizes with very high efficiency in every dimension. These column choices accommodate almost every preparative sample.

Agilent Prep 21.2 mm id columns are available with Agilent's Preparative Cartridge Hardware. This reliable cartridge hardware makes it simple to use columns with different lengths to increase sample load. Guard columns are easily integrated onto these columns, providing superior protection of the analysis column. Analytical size 4.6 mm id scalar columns are available for method development and optimization prior to scaling up to larger columns. Bulk material is also available.

Agilent Prep columns are available in a C18 bonded phase suitable for purification of a wide variety of non-polar and polar compounds. Unbonded silica columns are also available.

Column Specifications

Bonded Phase	Pore Size	Surface Area	Temp. Limits	pH Range	Endcapped	Carbon Load
C18	100Å	400 m^2/g	60 °C*	2.0-10.0	Single	24%
Silica	100Å	400 m^2/g	**	1.0-8.0	N/A	N/A

Specifications represent typical values only.

*Temperature limits are 60 °C up to pH 8, 40 °C from pH 8-10.

**Temperature limits for bare silica are determined by the pH of the mobile phase.

Superior loadability on Agilent Prep C18 with basic compounds

Column: **Agilent Prep C18 443905-902 4.6 x 150 mm, 5 µm**

Mobile Phase: 50% 0.1%TFA:50% ACN

Flow Rate: 1 mL/min

Sample: 10 µL Doxepin/Amitriptyline 0.5-50 mg/mL

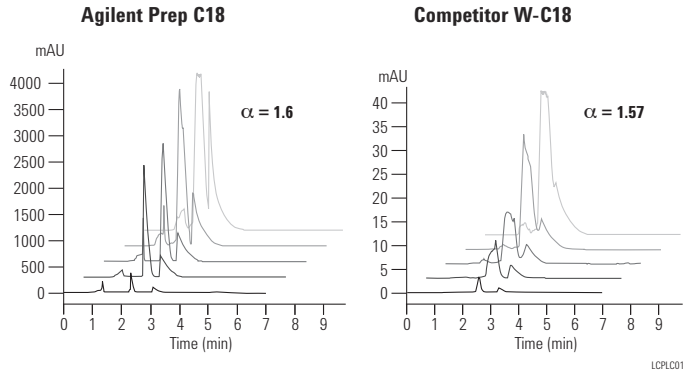

Agilent Prep columns show better resolution and loadability than competitor columns.

Steroids: Easy scalability using Agilent Prep columns

Column A: **Agilent Prep C18 443905-902 4.6 x 150 mm, 5 µm**

Column B: **Agilent Prep C18 443905-102 21.2 x 150 mm, 5 µm**

Column C: **Agilent Prep C18 413910-302 30.0 x 150 mm, 10 µm**

Column D: **Agilent Prep C18 413910-502 50.0 x 150 mm, 10 µm**

Mobile Phase: 55% Water:45% ACN

Flow Rate: 0.7 mL/min, 14.87 mL/min, 29.77 mL/min, 85.37 mL/min

Temperature: Ambient

Detector: 240 nm

Sample: 2 µL, 42.4 µL, 170 µL, 488 µL

1. Hydrocortisone
2. Testosterone (in MeOH @ 1mg/mL)

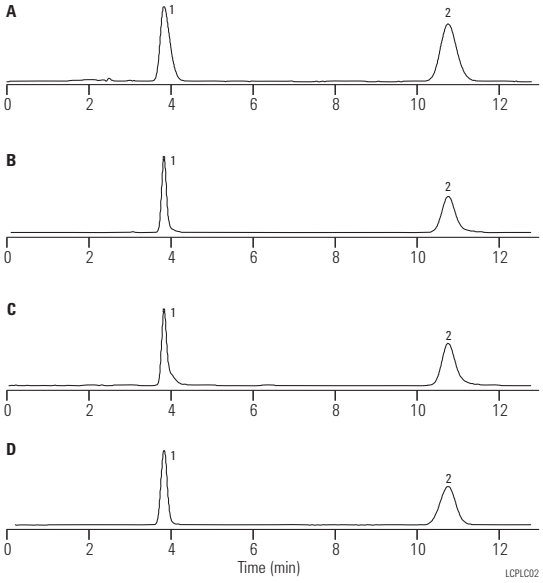

Agilent Prep C18 shows excellent scalability, making method transfer simple and predictable.

Agilent Prep LC Columns

Hardware	Description	Size (mm)	Particle Size (µm)	C18	Silica
Standard Columns (no special hardware required)					
	Scalar	4.6 x 250	10	440910-902	440910-901
	Scalar	4.6 x 150	10	443910-902	443910-901
	Scalar	4.6 x 100	10	449910-902	
	Scalar	4.6 x 250	5	440905-902	440905-901
	Scalar	4.6 x 150	5	443905-902	443905-901
	Scalar	4.6 x 100	5	449905-902	449905-901
	Scalar	4.6 x 50	5	446905-902	446905-901
PrepHT Cartridge Columns (require endfittings kit 820400-901)*					
	PrepHT	21.2 x 250	10	410910-102	410910-101
	PrepHT	21.2 x 150	10	413910-102	413910-101
	PrepHT	21.2 x 50	10	446910-102	
	PrepHT	21.2 x 150	5	443905-102	443905-101
	PrepHT	21.2 x 100	5	449905-102	449905-101
	PrepHT	21.2 x 50	5	446905-102	446905-101
	PrepHT Endfittings, 2/pk			820400-901	820400-901
Standard Columns (no special hardware required)					
	Prep 30	30.0 x 250	10	410910-302	410910-301
	Prep 30	30.0 x 150	10	413910-302	413910-301
	Prep 30	30.0 x 100	10	419910-302	419910-301
	Prep 30	30.0 x 100	5	449905-302	449905-301
	Prep 30	30.0 x 50	5	446905-302	446905-301
	Prep 50	50.0 x 250	10	410910-502	410910-501
	Prep 50	50.0 x 150	10	413910-502	413910-501
	Prep 50	50.0 x 100	10	419910-502	419910-501
	Prep 50	50.0 x 100	5	449905-502	449905-501
Guard Columns (hardware required)					
	PrepHT Guard Cartridges, 2/pk	21.2 x 10	10	420212-902	420212-901
	Guard Cartridge Hardware			820444-901	820444-901
	PrepHT External Guard Hardware Kit			420420-901	420420-901
	Bulk Packing (1 kg)		10	420910-902	420910-901

*All PrepHT cartridge columns require hardware kit P/N 820400-901. If a guard column is desired for the 21.2 mm id columns, the PrepHT Guard Hardware Kit, P/N 820444-901, is also required. If the guard column is used on a 30 mm id column then the external guard column hardware kit, P/N 420420-901, is required.

ZORBAX PrepHT Columns

ZORBAX PrepHT

- Easy scale-up from analytical to preparative scale with ZORBAX phases
- Fast preparative separations, up to 2000 mg
- 5 to 7 µm particles for high efficiency and high yield
- Easy to install finger-tight connections seal up to 5000 psi/350 bar
- Use to maintain selectivity of the analytical phase in your prep separations

High purity, high recovery and high throughput can be easily achieved with Agilent ZORBAX PrepHT columns. These are available in a variety of bonded phases – Eclipse XDB, StableBond, Bonus-RP, and Extend-C18 – for optimized resolution and loadability under any conditions.

ZORBAX PrepHT columns are packed with 5 and 7 µm particle sizes for very high resolution. The high resolution allows high loadability, high yield, and high purity of compounds. The larger diameter columns and mechanically stronger ZORBAX particles allow for flow rates up to 100 mL/min, thus increasing throughput.

ZORBAX PrepHT columns are designed for rapid scale-up from analytical to preparative scale without losing resolution. For complex separations on larger columns (21.2 mm id, 150 mm length and longer), Agilent has carefully chosen the 7 µm particle size to achieve a balance between high efficiency and high loadability.

High purity and high recovery with ZORBAX PrepHT columns

Sample: Antianginal drugs

Mass-based fraction collection using ZORBAX SB-C18 column shows high purity and high recovery of each compound (Application Note publication number 5988-7113EN). The separation of the three antianginal drugs was successfully done in a single run with high recovery and >90% purity. Separations up to 2000 mg are possible depending on the complexity of separation.

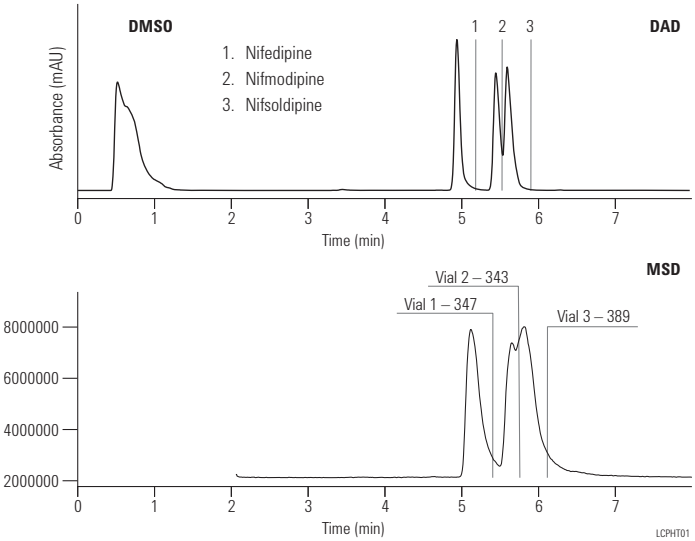

	Amount Nifedipine [mg]	Amount Nifmodipine [mg]	Amount Nifsoldipine [mg]		
Fraction 1	18.90	0.11	0.16	Purity Nifedipine	98.6%
Fraction 2	0.29	17.66	0.77	Purity Nifmodipine	94.4%
Fraction 3	0.49	1.66	18.36	Purity Nifsoldipine	89.5%
Recovery [mg]	19.68	19.43	19.29		
Recovery [%]	101.3	102.0	101.9		

ZORBAX PrepHT columns are designed for rapid scale-up from analytical to preparative scale without losing resolution. For complex separations for larger columns (21.2 mm id and higher, 150 mm length and higher), Agilent has carefully chosen the 7 µm particle size to achieve a balance between high efficiency and high loadability.

Scale-up from analytical to prep ZORBAX SB-C18 columns using the same pump

Column	Size	Flow (mL/min)	Injection (µL)	Detector Cell	Part No.
Column 1	50 x 150 mm	100	2200	0.3 mm quartz	Custom Column
Column 2	21.2 x 150 mm	18	400	0.3 mm quartz	877150-102
Column 3	9.4 x 150 mm	3.5	80	0.3 mm quartz	883975-202
Column 4	4.6 x 150 mm	0.85	2.0	3 mm SS	883975-902

Using the same 1100 pump, a scale-up from 4.6 mm to 50 mm id was possible without any loss of resolution. This increases throughput by reducing the time required for redeveloping and adjusting the method.

Scale-up to PrepHT

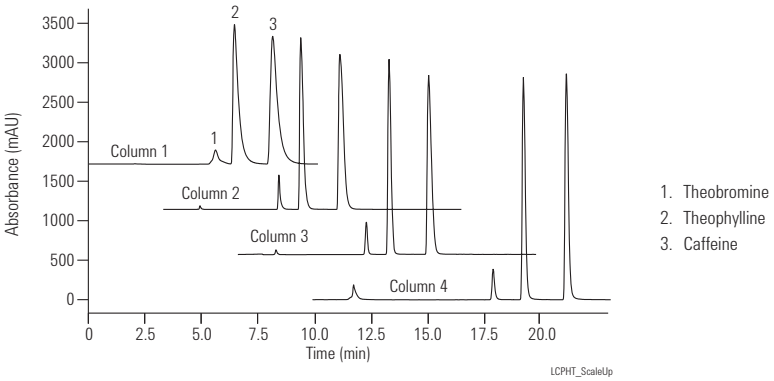

ZORBAX PrepHT 80StableBond (require hardware 820400-901)

Hardware	Description	Size (mm)	Particle Size (µm)	SB-C18 USP L1	SB-C8 USP L7	SB-Aq	SB-CN USP L10	SB-Phenyl USP L11
	PrepHT Cartridge	21.2 x 250	7	877250-102	877250-106	877250-114	877250-105	877250-112
	PrepHT Cartridge	21.2 x 150	7	877150-102	877150-106	877150-114		
	PrepHT Cartridge	21.2 x 150	5	870150-902	870150-906	870150-914		
	PrepHT Cartridge	21.2 x 100	5	870100-902	870100-906	870100-914		
	PrepHT Cartridge	21.2 x 50	5	870050-902	870050-906	870050-914		
	PrepHT Guard Cartridge, 2/pk	17.0 x 7.5	5	820212-920	820212-915	820212-933	820212-933	820212-915

ZORBAX PrepHT 300StableBond (require hardware 820400-901)

Hardware	Description	Size (mm)	Particle Size (µm)	300SB-C18 USP L1	300SB-C8 USP L7	300SB-C3 USP L56	300SB-CN USP L10
	PrepHT Cartridge	21.2 x 250	7	897250-102	897250-106	897250-109	897250-105
	PrepHT Cartridge	21.2 x 150	7	897150-102	897150-106	897150-109	
	PrepHT Cartridge	21.2 x 150	5	895150-902	895150-906	895150-909	
	PrepHT Cartridge	21.2 x 100	5	895100-902	895100-906	895100-909	
	PrepHT Cartridge	21.2 x 50	5	895050-902	895050-906	895050-909	
	PrepHT Guard Cartridge, 2/pk	17.0 x 7.5	5	820212-921	820212-918	820212-924	820212-924
	Guard Cartridge Hardware Includes guard column end fitting, polymeric seal, and seal insertion tool (seal holder and seal pusher)			820444-901	820444-901	820444-901	820444-901
	PrepHT Endfittings, 2/pk			820400-901	820400-901	820400-901	820400-901

ZORBAX PrepHT Original (require hardware 820400-901)

Hardware	Description	Size (mm)	Particle Size (µm)	ODS (C18) USP L1	C8 USP L7	CN USP L10	NH2 USP L8	SIL USP L3
	PrepHT Cartridge	21.2 x 250	7	877952-102	877952-106	877952-105	877952-108	877952-101
	PrepHT Endfittings, 2/pk			820400-901	820400-901	820400-901	820400-901	820400-901

ZORBAX PrepHT Eclipse XDB (require hardware 820400-901)

Hardware	Description	Size (mm)	Particle Size (µm)	Eclipse XDB-C18 USP L1	Eclipse XDB-C8 USP L7
P1	PrepHT Cartridge	21.2 x 250	7	977250-102	977250-106
P1	PrepHT Cartridge	21.2 x 150	7	977150-102	977150-106
P1	PrepHT Cartridge	21.2 x 150	5	970150-902	970150-906
P1	PrepHT Cartridge	21.2 x 100	5	970100-902	970100-906
P1	PrepHT Cartridge	21.2 x 50	5	970050-902	970050-906
P1	PrepHT Guard Cartridge, 2/pk	17.0 x 7.5	5	820212-925	820212-926
	Guard Cartridge Hardware Includes guard column end fitting, polymeric seal, and seal insertion tool (seal holder and seal pusher)			820444-901	820444-901
	PrepHT Endfittings, 2/pk			820400-901	820400-901

ZORBAX PrepHT Bonus-RP and Extend-C18 (require hardware 820400-901)

Hardware	Description	Size (mm)	Particle Size (µm)	Bonus-RP USP L60	Extend-C18 USP L1
P1	PrepHT Cartridge	21.2 x 250	7	878250-101	
P1	PrepHT Cartridge	21.2 x 150	7	878150-101	
P1	PrepHT Cartridge	21.2 x 150	5	868150-901	770150-902
P1	PrepHT Cartridge	21.2 x 100	5	868100-901	770100-902
P1	PrepHT Cartridge	21.2 x 50	5	868050-901	770050-902
P1	PrepHT Guard Cartridge, 2/pk	17.0 x 7.5	5	820212-928	820212-930
	Guard Cartridge Hardware Includes guard column end fitting, polymeric seal, and seal insertion tool (seal holder and seal pusher)			820444-901	820444-901
	PrepHT Endfittings, 2/pk			820400-901	820400-901

ZORBAX PrepHT Rx-SIL (require hardware 820400-901)

Hardware	Description	Size (mm)	Particle Size (µm)	Rx-SIL USP L3	Rx-C18 USP L1
P1	PrepHT Cartridge	21.2 x 250	7	877250-101	
P1	PrepHT Cartridge	21.2 x 250	7		877967-102
P1	PrepHT Guard Cartridge, 2/pk	17.0 x 7.5	5	820212-919	820212-914
	Guard Cartridge Hardware Includes guard column end fitting, polymeric seal, and seal insertion tool (seal holder and seal pusher)			820444-901	820444-901
	PrepHT Endfittings, 2/pk			820400-901	820400-901

ZORBAX PrepHT Accessories

Hardware	Description	Part No.
P1	Guard Cartridge Hardware	820444-901
P1	PrepHT Endfittings, 2/pk	820400-901
P1	Replacement Seals	820385-901

Pursuit and Pursuit XRs Prep

- Prep-scalable columns for Pursuit and Pursuit XRs columns
- Particle sizes to 10 µm and column diameters up to 50 mm
- High surface area silica

Pursuit and Pursuit XRs Prep columns are designed for high loadability with a high surface area.

Natural products – capsaicin and dihydrocapsaicin on Pursuit XRs C18

Column A: **Pursuit XRs C18 A6001150X046 4.6 x 150 mm, 3 µm**

Column B: **Pursuit XRs C18 A6000150X046 4.6 x 150 mm, 5 µm**

Column C: **Pursuit XRs C18 A3002150X046 4.6 x 150 mm, 10 µm**

Mobile Phase: $CH_3CH:H_2O$ - 70:30

Flow Rate: 1.0 mL/min

Temperature: Ambient

Detector: 220 nm

Sample: 1. Capsaicin
2. Dihydrocapsaicin

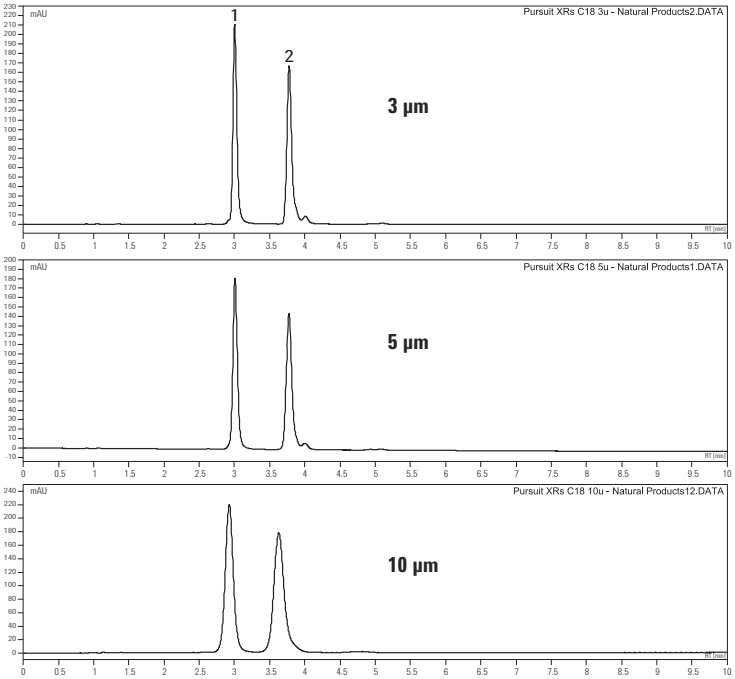

Demonstrating an easy, linear scale-up of natural products from Pursuit XRs C18 3 µm and 5 µm analytical columns to a 10 µm preparative column.

Agilent Pursuit Prep Columns

Size (mm)	Particle Size (µm)	Pursuit C18 USP L1	Pursuit C8 USP L7	Pursuit Diphenyl	Pursuit PFP
10.0 x 250	5	A3000250X100	A3030250X100	A3040250X100	A3050250X100
10.0 x 250	10	A6002250X100	A3032250X100		
21.2 x 250	10	A6002250X212			
21.2 x 250	10	A6002250X212	A3032250X212		

Agilent Pursuit XRs Prep Columns

Size (mm)	Particle Size (µm)	Pursuit XRs C18 USP L1	Pursuit XRs C8 USP L7	Pursuit XRs Diphenyl	Pursuit XRs Si USP L3
21.2 x 250	10	A6002250X212			A6004250X212
21.2 x 250	5	A6000250X212		A6020250X212	
21.2 x 150	5	A6000150X212	A6010150X212		
21.2 x 100	5	A6000100X212	A6010100X212	A6020100X212	
21.2 x 50	5	A6000050X212			
30.0 x 250	10	A6002250X300			A6004250X300
30.0 x 150	10	A6002150X300			
30.0 x 250	5	A6000250X300	A6010250X300		
30.0 x 150	5	A6000150X300			
30.0 x 100	5	A6000100X300			
50.0 x 250	10	A6002250X500		A6022250X500	A6004250X500

Polaris Prep Columns

- Prep-scalable columns for Polaris phases
- 10.0 and 21.2 mm ids available, with particles up to 10 µm

Scale-up from analytical to prep

Column A: **Polaris C18-A A2001050X046 4.6 x 50 mm, 3 µm**

Column B: **Polaris C18-A A2000050X046 4.6 x 50 mm, 5 µm**

Column C: **Custom column**

Mobile Phase: A: H_2O + 0.1% NH_4OH, pH 10.0 (25 mM)
B: CH_3CN
A:B 65:35

Flow Rate: 1.0 mL/min

Temperature: 40 °C

Detector: 215 nm

Sample: 1. Pindolol
2. Metoprolol
3. Propranolol

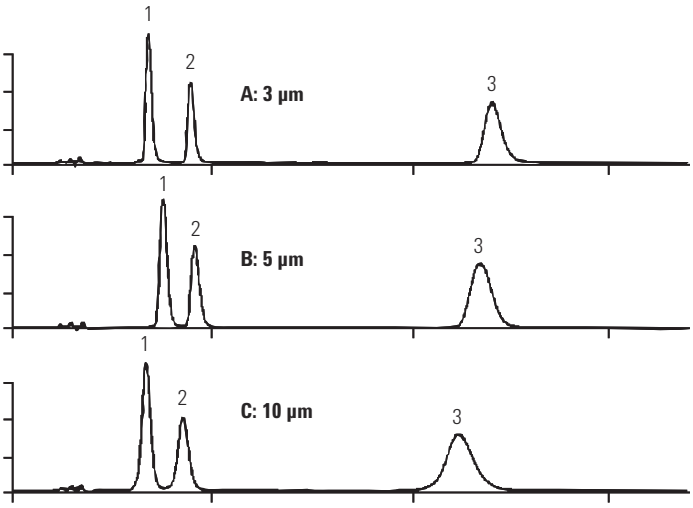

Polaris Prep Columns

Size (mm)	Particle Size (µm)	Polaris C18-A	Polaris C18-Ether	Polaris Amide C18	Polaris Si-A	Polaris C8-A	Polaris C8-Ether	Polaris NH2
10.0 x 250	5	A2000250X100	A2020250X100	A2006250X100		A2010250X100	A2030250X100	A2013250X100
21.2 x 250	5	A2000250X212	A2030250X212		A2003250X212	A2010250X212		A2013250X212
21.2 x 250	10	A2002250X212			A2004250X212			

Bulk materials for prep

Agilent has bulk materials available for all phases. Most materials and quantities can be ordered through the Custom Column and Bulk Ordering process, and can be produced in multiple kg. quantities. Quotes are able to be delivered within 48 hours. Contact your Agilent product specialist for support in placing a custom order.

Load & Lock Columns

Load & Lock Preparative HPLC Column Packing Systems

Agilent offers a complete range of Load & Lock column systems for laboratory and process preparative LC. They are designed to let you easily and quickly pack your own preparative high efficiency columns. This is the right solution for applications ranging in scale from development (multigrams) to production (multi-kilo) of pharmaceutical compounds, peptides, and natural products. Our Load & Lock columns have a unique fluid/sample distribution system to maximize productivity. The system provides dynamic axial compression (DAC) and static "locked" axial compression (SAC) and is designed for easy operation to deliver greater convenience.

Laboratory Load & Lock Columns

- Mobile packing station supports three different column sizes
- Runs on compressed air with no need for a power supply
- Quick and easy packing and unpacking within minutes

Agilent's laboratory scale Load & Lock columns combine excellent packed-bed stability with enhanced flow distribution to deliver the highest quality purification possible with maximum speed, flexibility, and ease of operation. Three different column sizes are supported: 1 in, 2 in and 3 in id. Because the station is powered by compressed air, it is the perfect solution for hazardous environments. The quick-release single bolt clamp offers speedy and easy packing and unpacking within minutes.

Load & Lock Preparative HPLC Column Packing Systems

Description	Water Jacket	Size (mm)	Part No.
Load & Lock 4001 Column	No	25.0 x 500	PCG93LL500X25
	Yes	25.0 x 500	PCG93LL500X25WJ
	Spare parts kit		PCG931AAKIT
Load & Lock 4002 Column	No	50.0 x 500	PCG93LL500X50
	Yes	50.0 x 500	PCG93LL500X50WJ
	Spare parts kit		PCG932AAKIT
Load & Lock 4003 Column	No	75.0 x 500	PCG93LL500X75
	Yes	75.0 x 500	PCG93LL500X75WJ
	Spare parts kit		PCG933AAKIT
Mobile packing station (air driven hydraulic)			PCG93LLSTAND123

Columns for Other HPLC Techniques

Reproducible results for Normal Phase and beyond

Agilent's extended family of HPLC columns support every technique, providing you with the Agilent quality you depend on for every application.

- ZORBAX HILIC Plus – good retention of small, polar analytes and high sensitivity for LC/MS – in Fast LC 1.8 µm options
- ZORBAX normal phase columns – bonded and non-bonded silica packings
- ZORBAX ion-exchange columns – based on rugged ZORBAX Silica, stable from pH 2-7
- Hi-Plex columns for carbohydrate analysis – ligand-exchange columns
- Ultron ES Chiral columns – with two complimentary protein-based chiral stationary phases – are an excellent choice for enantiomeric separations. Ideal for many pharmacological applications.

ZORBAX HILIC Plus

- HILIC column for good retention of small, polar analytes
- Based on Eclipse Plus silica for excellent peak shape
- High sensitivity for LC/MS applications
- Recommended for EPA Method 1694

Agilent ZORBAX HILIC Plus columns are for use in hydrophilic interaction chromatography (HILIC) applications, which are typically used for the retention and resolution of small polar compounds. HILIC Plus columns are non-bonded silica columns based on the high performance silica used in ZORBAX Eclipse Plus columns. This silica provides excellent peak shape, critical for many polar, basic analytes. These columns ship prepared for use in HILIC mode – containing acetonitrile:water – in order to reduce the extensive equilibration typically required for HILIC separations. HILIC Plus columns are available in a 3.5 µm particle size for high resolution and in 2.1 and 4.6 mm id for compatibility with mass spectrometers or with standard UV detectors.

Column Specifications

Phase	Pore Size	Surface Area	pH Range
Non-bonded silica	95Å	160 m^2/g	0-8.0

Specifications represent typical values only.

TIPS & TOOLS

Poroshell 120 HILIC is very similar to ZORBAX HILIC Plus.

Turn to page 228

Separation of group 4 analytes in EPA 1694 on ZORBAX HILIC Plus column

Column: **ZORBAX HILIC Plus**
959793-901
2.1 x 100 mm, 3.5 µm

Mobile Phase: 90% Acetontrile:10% Water

Flow Rate: 0.25 mL/min

Gradient: Linear gradient to 55% acetonitrile in 7 min
Held at 55%

Temperature: 25 °C

Duplicate runs for column USCJP0004;
10 min equilibration between two runs

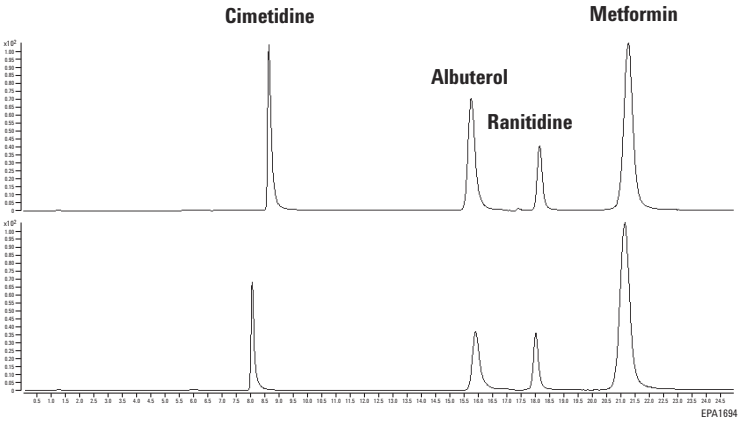

ZORBAX HILIC Plus

Description	Size (mm)	Particle Size (µm)	Part No.
Analytical	4.6 x 100	3.5	959961-901
Analytical	4.6 x 50	3.5	959943-901
Narrow Bore	2.1 x 100	3.5	959793-901
Narrow Bore	2.1 x 50	3.5	959743-901

ZORBAX HILIC Plus RRHD, stable to 1200 bar

Size (mm)	Particle Size (µm)	Part No.
3.0 x 100	1.8	959758-301
3.0 x 50	1.8	959757-301
2.1 x 150	1.8	959759-901
2.1 x 100	1.8	959758-901
2.1 x 50	1.8	959757-901

Poroshell 120 HILIC Plus

Size (mm)	Particle Size (µm)	Part No.
2.1 x 50	2.7	699775-901
2.1 x 100	2.7	695775-901
2.1 x 150	2.7	693775-901
3 x 50	2.7	699975-301
3 x 150	2.7	693975-301
4.6 x 50	2.7	699975-901
4.6 x 100	2.7	695975-901
4.6 x 150	2.7	693975-901

ZORBAX Normal-Phase Columns

For normal-phase chromatography, the Agilent ZORBAX product line offers a choice of bonded and non-bonded silica packings.

ZORBAX Rx-SIL

- Made from highly pure (> 99.995%) porous silica microspheres (pore size is the space between the solid silica microparticles)
- Available in 1.8 and 5 µm particle sizes
- Stronger than other silica types
- Less acidic than ZORBAX SIL, lower metal content
- Low acidity and low metal content make ZORBAX Rx-SIL ideal for normal-phase separation of polar compounds that exhibit poor peak symmetry on more acidic silica
- Useful for very hydrophilic compounds with high organic mobile phases in HILIC mode

ZORBAX Eclipse XDB-CN

- Made from highly pure Rx-SIL
- Excellent choice for normal-phase applications with basic compounds
- Equilibrates more rapidly than ZORBAX Rx-SIL and is used for many of the same normal-phase applications

ZORBAX CN

- Cyanopropyldimethylsilane monolayer bonded to ZORBAX SIL
- Equilibrates more rapidly than ZORBAX SIL, and used for many of the same normal-phase applications
- Less prone to fouling and less water sensitive than silica

Pursuit XRs Si

- 100Å silica for higher surface area and good loadability
- 14.6% carbon load
- Available in 3 µm, 5 µm and 10 µm

Polaris NH2

- 180Å silica for high surface area and loadability
- 5.5% carbon load
- Available in 3 µm, 5 µm, and 10 µm sizes
- Polar-modified with silanol shielding
- Designed for high-aqueous conditions

Polaris Si-A

- 180Å silica with highest surface area and loadability
- Available in 3 µm, 5 µm, and 10 µm

High resolution normal-phase separation of octylphenoxy ethanol surfactant on ZORBAX CN

Column:	**ZORBAX CN** **880952-705** **4.6 x 250 mm, 5 µm**
Mobile Phase:	Primary: Heptane Secondary: 2-Methoxyethanol/Isopropanol (50/50)
Flow Rate:	2 mL/min
Gradient:	2-20% Secondary in 10 min, Linear Hold at 20%
Temperature:	50 °C
Detector:	278 nm
Sample:	Octylphenoxy (polyethylene oxy) Ethanol Surfactant (n=10)

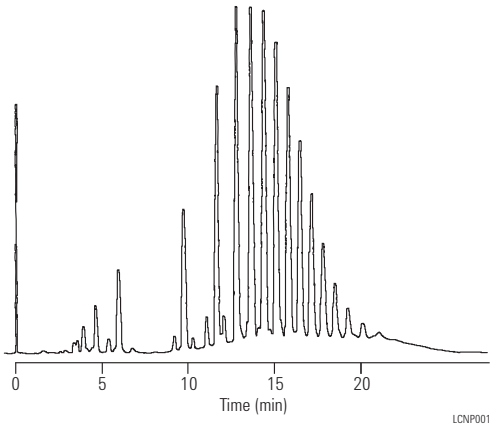

Polaris ordering information can be found on pages 300-303

Pursuit ordering information can be found on pages 291-297

ZORBAX NH2

- Amino-propyl silane phase bonded to ZORBAX SIL
- Used for normal-phase and weak anion-exchange, and reversed-phase HPLC of polar compounds
- Vitamins A and D are separated in the normal-phase mode
- Carbohydrates and sugars are separated in the reversed-phase mode

Column Specifications

Phase	Pore Size	Surface Area	pH Range	Endcapped	Carbon Load
ZORBAX Rx-SIL	80Å	180 m^2/g	0-8.0	No	
ZORBAX Eclipse XDB-CN	80Å	180 m^2/g	2.0-8.0	Yes	4.3%
ZORBAX SIL	70Å	300 m^2/g	0-8.0	No	
ZORBAX CN	70Å	300 m^2/g	2.0-7.0	Yes	7%
ZORBAX NH2	70Å	300 m^2/g	2.0-7.0	Yes	4%

TIPS & TOOLS

Pursuit XRs Silica is another choice for normal-phase chromatography. For more information, see pages 295-296.

Normal-Phase Columns Based on ZORBAX Rx-SIL

Hardware	Description	Size (mm)	Particle Size (µm)	Rx-SIL** USP L3	Eclipse XDB-CN USP L10
Standard Columns (no special hardware required)					
	Semi-Prep	9.4 x 250	5	880975-201	
	Analytical	4.6 x 250	5	880975-901	990967-905*
	Analytical	4.6 x 150	5	883975-901	993967-905*
	Rapid Resolution HT, 600 bar	4.6 x 100	1.8	828975-901	
	Rapid Resolution HT, 600 bar	4.6 x 50	1.8	827975-902	
	Rapid Resolution HT, 600 bar	3.0 x 100	1.8	828975-301	
	Rapid Resolution HT, 600 bar	3.0 x 50	1.8	827975-301	
	Narrow Bore	2.1 x 150	5	883700-901	993700-905*
	Rapid Resolution HT, 600 bar	2.1 x 100	1.8	828700-901	
	Rapid Resolution HT, 600 bar	2.1 x 50	1.8	827700-901	
Guard Columns (hardware required)					
P	Guard Cartridge, 2/pk	9.4 x 15	5	820675-119	
ZGC	Guard Cartridge, 4/pk	4.6 x 12.5	5	820950-919	820950-935
ZGC	Guard Cartridge, 4/pk	2.1 x 12.5	5	821125-919	821125-935
P	Guard Hardware Kit	9.4 x 15		840140-901	
ZGC	Guard Hardware Kit			820999-901	820999-901
PrepHT Cartridge Columns (require endfittings kit 820400-901)					
PL	PrepHT Cartridge	21.2 x 250	7	877250-101	
PL	PrepHT Endfittings, 2/pk			820400-901	
PL	PrepHT Guard Cartridge, 2/pk	17.0 x 7.5	5	820212-919	
PL	Guard Cartridge Hardware			820444-901	

*These columns ship containing reversed-phase solvents. Flush with isopropanol before using normal-phase solvents.

**These columns can also be used in HILIC mode.

Normal-Phase Columns Based on ZORBAX Original SIL

Hardware	Description	Size (mm)	Particle Size (µm)	SIL USP L3	CN USP L10	NH2 USP L8	Carbohydrate Analysis*
Standard Columns (no special hardware required)							
	Semi-Prep	9.4 x 250	5	880952-201	880952-205	880952-208	
	Analytical	4.6 x 250	5	880952-701	880952-705	880952-708	840300-908
	Analytical	4.6 x 150	5	883952-701	883952-705	883952-708	843300-908
	Narrow Bore	2.1 x 50	5			860700-708	
Guard Columns (hardware required)							
P	Guard Cartridge, 2/pk	9.4 x 15	5	820675-119	820675-111	820675-111	
ZGC	Guard Cartridge, 4/pk	4.6 x 12.5	5	820950-901	820950-905	820950-908	820950-908
ZGC	Guard Cartridge, 4/pk	2.1 x 12.5	5				
P	Guard Hardware Kit	9.4 x 15		840140-901	840140-901	840140-901	
ZGC	Guard Hardware Kit			820999-901	820999-901	820999-901	820999-901
PrepHT Cartridge Columns (require endfittings kit 820400-901)							
PI	PrepHT Cartridge	21.2 x 250	7	877952-101	877952-105	877952-108	
PI	PrepHT Endfittings, 2/pk			820400-901	820400-901	820400-901	
PI	Guard Cartridge Hardware			820444-901			

*Columns ship in acetonitrile:water and are tested with a mix of sugars.

Pursuit XRs Si, USP L3

Size (mm)	Particle Size (µm)	Part No.
Semi-Prep Scale		
10.0 x 250	10	A6004250X100
Analytical Scale		
4.6 x 250	10	A6004250X046
4.6 x 100	5	A6006100X046
4.6 x 50	5	A6006050X046
4.6 x 100	3	A6005100X046
4.6 x 50	3	A6005050X046
2.1 x 100	5	A6006100X021
2.0 x 50	3	A6005050X020
Prep Scale		
50.0 x 250	10	A6004250X500
30.0 x 250	10	A6004250X300
21.2 x 250	10	A6004250X212

Polaris HPLC Columns

Size (mm)	Particle Size (µm)	Polaris NH2	Polaris Si-A
50.0 x 250	10		A2004250X500
21.2 x 250	10		A2004250X212
21.2 x 250	5	A2013250X212	A2003250X212
21.2 x 150	5		A2003150X046
21.2 x 50	5		A2003050X212
10.0 x 250	5	A2013250X100	

(Continued)

Polaris HPLC Columns

Size (mm)	Particle Size (µm)	Polaris NH2	Polaris Si-A
4.6 x 250	10		A2003250X046
4.6 x 250	5	A2013250X046	
4.6 x 150	5	A2013150X046	A2003150X046
4.6 x 100	5	A2013100X046	A2003100X046
4.6 x 50	5	A2013050X046	A2003050X046
4.6 x 250	3	A2014250X046	A2005250X046
4.6 x 150	3	A2014150X046	A2005150X046
4.6 x 100	3	A2014100X046	A2005100X046
4.6 x 50	3	A2014050X046	A2005050X046
4.0 x 250	5	A2013250X040	A2003250X040
4.0 x 150	5	A2013150X040	A2003150X040
4.0 x 125	5	A2013125X040	A2003125X040
3.0 x 250	5	A2013250X030	A2005250X046
3.0 x 150	5	A2013150X030	A2003150X030
3.0 x 100	5	A2013100X030	A2003100X030
3.0 x 50	5		A2003050X030
3.0 x 250	3	A2014250X030	A2003250X030
3.0 x 150	3	A2014150X030	A2005150X030
3.0 x 100	3	A2014100X030	A2005100X030
3.0 x 50	3	A2014050X030	A2005050X030
2.0 x 250	5	A2013250X020	A2003250X020
2.0 x 150	5	A2013150X020	A2003150X020
2.0 x 100	5	A2013100X020	A2003100X020
2.0 x 50	5	A2013050X020	A2003050X020
2.0 x 30	5	A2013030X020	A2003030X020
2.0 x 20	5	A2013020X020	A2003020X020
2.0 x 250	3	A2014250X020	A2005250X020
2.0 x 150	3	A2014150X020	A2005150X020
2.0 x 100	3	A2014100X020	A2005100X020
2.0 x 50	3	A2014050X020	A2005050X020
2.0 x 30	3	A2014030X020	A2005030X020
2.0 x 20	3	A2014020X020	A2005020X020

MetaGuard Columns

Hardware	Dimensions	Particle Size (µm)	Polaris NH2	Polaris Si-A
MG	4.6	10		A2004MG
MG	2.0	10		A2004MG2
MG	4.6	5	A2013MG	A2003MG
MG	2.0	5	A2013MG2	A2003MG2
MG	4.6	3	A2014MG	A2005MG
MG	2.0	3	A2014MG2	A2005MG2

Ion-Exchange Columns

ZORBAX Ion-Exchange Columns – SAX and SCX

- ZORBAX SAX and 300SCX columns are based on rugged ZORBAX silica
- Stable from pH 2-7
- Provide high efficiency, rapid separations
- Compatible with organic mobile phase modifiers

Agilent ZORBAX Strong Ion-Exchange columns are available as both Strong Anion-Exchange (SAX) and Strong Cation-Exchange (300SCX) columns. Each column is packed with bonded, 5 µm, spherical silica particles for optimum efficiency.

ZORBAX SAX packing has a permanently bonded quaternary amine. A trifunctional organo-silane reagent is used in producing this packing to maximize its stability with aqueous mobile phases. This column is ideal for separation of water-soluble compounds such as aromatic and aliphatic carboxylic acids and sulfonic acids.

ZORBAX SCX packing has 300Å pore size silica particles chemically bonded to an aromatic sulfonic acid group. This column is used for separations of basic, water-soluble compounds and bio-molecules.

Column Specifications

Bonded Phase	Pore Size	Surface Area	pH Range	Functionality	Max Pressure
ZORBAX SAX	70Å	300 m^2/g	2.0-7.0	Quaternary amine	350 bar
ZORBAX 300SCX	300Å	50 m^2/g	2.0-7.0	Sulfonic acid	350 bar

Specifications represent typical values only.

Cough/cold remedies on ZORBAX 300SCX

Column: **ZORBAX 300SCX**
880952-704
4.6 x 250 mm, 5 µm

Mobile Phase: 100 mM NaH_2PO_4 (pH 6.5)

Flow Rate: 3 mL/min

Temperature: 20 °C

Detector: 210 nm

Sample: Cold remedies

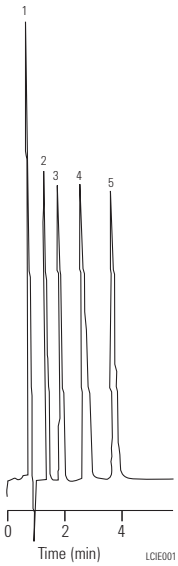

1. Pyrilamine
2. Theophylline
3. Glyceryl Guaicolate
4. Caffeine
5. Phenylephrine

ZORBAX Ion-Exchange Columns – SAX and SCX

Description	Size (mm)	Particle Size (µm)	SAX	300SCX
Semi-preparative	9.4 x 250	5	880952-203	880952-204
Analytical	4.6 x 250	5	880952-703	880952-704
Analytical	4.6 x 250	5		880952-714*
Analytical	4.6 x 150	5	883952-703	883952-704
Analytical	4.6 x 150	5		883952-714*
Analytical	4.6 x 50	5		846952-704
Solvent Saver	3.0 x 50	5		860700-304
Narrow Bore	2.1 x 150	5		883700-704
Narrow Bore	2.1 x 150	5		883700-714*
Narrow Bore	2.1 x 50	5		860700-704
Guard Hardware Kit			820999-901	820999-901

*These columns have been modified to provide less retention, for those who desire that in their application.

Hi-Plex Columns for Carbohydrate Analysis

- Agilent's recommended column for accurate, low-pressure analysis of typical carbohydrates, providing leading-edge features for reliable quantitative and qualitative analysis
- Enable reduced column operating pressures for repeatable performance and longer column life
- Wide range of ligand counter ions and column configurations meet requirements of challenging organic applications
- Simplified HPLC system requirements through isocratic separation capabilities; excellent batch-to-batch reproducibility for ultimate confidence in your results
- Can be used with water or diluted acid as an eluent
- Available in 8 µm and 10 µm particle sizes in a range of choices for USP media types – L17, L19, L34 and L58

The least complicated LC methods for detecting sugars, sugar alcohols and organic acids call for ligand-exhange columns with a simple mobile phase. However, the wide particle size distribution of conventional resins can lead to high backpressures and reduced productivity.

Hi-Plex columns are engineered with monodisperse sulfonated particles, creating a high-performance media uniquely suited to stringent USP methods for analyzing carbohydrates, alcohols and organic acids. Unlike the ZORBAX NH2 column used for carbohydrate analysis with an acetonitrile:water mobile phase, Hi-Plex ligand-exchange columns provide more resolution for mono- and disaccharides due to the interaction of the hydroxyl groups with the metal ion associated with the cation-exchange functionality of the sulfonic acid group.

Column Specifications

Bonded Phase	Temperature Range	Flow Rate (mL/min)	Eluent
Hi-Plex Ca	80-90 °C	0.6	Water
Hi-Plex Ca USP L19	80-90 °C	0.3	Water
Hi-Plex Pb	70-90 °C	0.6	Water
Hi-Plex H for carbohydrates	60-70 °C	0.6	Water
Hi-Plex H for organic acids	40-60 °C	0.6	Dilute Acid
Hi-Plex Ca (Duo)	80-90 °C	0.6	Water
Hi-Plex K	80-90 °C	0.6	Water
Hi-Plex Na (Octo)	80-90 °C	0.6	Water, Sodium Hydroxide
Hi-Plex Na	80-90 °C	0.3	Water

Hi-Plex Column Selection

USP methods specify the type of HPLC media and column dimensions which should be used for the analysis. The Hi-Plex product range has four materials that comply with USP definitions.

Media Type L17

Strong cation-exchange resin consisting of sulfonated, cross-linked styrene-divinylbenzene copolymer in the hydrogen form, 7 to 11 µm in diameter – Hi-Plex H.

Media Type L19

Strong cation-exchange resin consisting of sulfonated, cross-linked styrene-divinylbenzene copolymer in the calcium form, 9 µm in diameter – Hi-Plex Ca and Hi-Plex Ca (Duo).

Media Type L34

Strong cation-exchange resin consisting of sulfonated, cross-linked styrene-divinylbenzene copolymer in the lead form, about 9 µm in diameter – Hi-Plex Pb.

Media Type L58

Strong cation-exchange resin consisting of sulfonated, cross-linked styrene-divinylbenzene copolymer in the sodium form, 6 to 30 µm diameter – Hi-Plex Na and Hi-Plex Na (Octo).

In addition to the standard column sizes, the media is also packed in specific column dimensions for different USP methods, including sugar alcohol analysis.

For some application areas there are several column options, and the choice of the most appropriate Hi-Plex media will depend on sample matrix and exact carbohydrate composition.