


New:



SIM HYDROGEN SENSOR

fully integrated in • Agilent 7890 I 7820 GC
 • Agilent 6890 I 6850 GC
 external device for • most other GCs

- eliminates any risk of explosion
- continuous monitoring of the oven air
- catalytic pellistor sensor for long term stability
- optical and acoustic alarms
- automatic switching to inert gas

SIM Hydrogen Sensor

Within the scientific community, there is broad agreement that hydrogen is the best carrier gas for capillary GC applications. But in spite of many advantages, the gas has one disadvantage: In case of a leakage, there is the possibility of an explosion in the GC oven!

To eliminate this possibility, SIM has developed a hydrogen sensor that is fully integrated into the Agilent gas chromatograph. By constantly detecting the gas concentration in the GC oven and switching over to inert gas in case of alarm, any risk can be eliminated. For use with most other GCs, an external device with sensor control board and carrier gas switching is available. The related gas sensor head is installed in the GC oven.


Mode of operation

The hydrogen sensor consists of a sensor head with catalytic pellistor, a control unit with LEDs, optical and acoustic alarms as well as a gas switching module.


- The gas sensor is installed in the GC oven (see fig. on the right) for continuous monitoring of the oven air. The measured gas concentration is shown on the LED indicator band on the GC front panel or the external controller.
- One green LED shows the ready status of the hydrogen sensor with no hydrogen in the GC oven.
- As soon as hydrogen appears, several of the LEDs will light up depending on the gas concentration.
- If hydrogen concentration is above a threshold level of 10 % of the lower explosion limit (LEL), the first red LED will light up and an acoustic signal will be transmitted.
- At a detected hydrogen limit of 25 % LEL (equals 1 % by vol. H_2), an alarm signal will sound and the carrier gas will automatically be switched to an inert gas.

Specifications

integrated device:	gas sensor, carrier gas switch and LED display together with power supply integrated in GC
external device:	gas sensor integrated in GC oven, carrier gas switch and LED display are in external controller (13 cm (w) x 11,5 cm (d) x 4 cm (h); 100-240 V, 50/60 Hz, 1.0 A)
detection range:	0 – 25 % LEL ($\Delta 0$ – 1.0 % by vol. H_2)
0.4 % by vol. H_2 :	optical alarm: first red LED, acoustic alarm: starts with intermittent beep
1.0 % by vol. H_2 :	optical alarm: 4 red LEDs, acoustic alarm continues, carrier gas is switched to inert gas (N_2 , He)



GC oven with gas sensor head



7890 GC rear panel with module for carrier gas switching (see arrow)



rear panel of external sensor box with module for carrier gas switching

Article

Integrated H_2 -Sensor with optical/acoustic alarms (for 7890/6890 GC)

External H_2 -Sensor incl. carrier gas switch (for most other GCs)

Order No.

HS 2000 10 00

HS 1000 10 00

Note: Installation Kit (for all versions) and Carrier Gas Switch (for integrated versions only) have to be ordered separately.



Agilent Technologies

Premier Solution Partner

SIM Scientific Instruments Manufacturer GmbH

Im Erlengrund 21 phone +49 (0) 208 94 10 78-0
D-46149 Oberhausen fax +49 (0) 208 94 10 78-88
info@sim-gmbh.de www.sim-gmbh.de